

# Howard County Maryland

## Proposed Capital Budget • Fiscal Year 2023



**Calvin Ball**  
**County Executive**



**Talbott Springs Elementary School**



**Laura's Place – A Playground for All**



**Harriet Tubman Cultural Center**



**East Columbia 50+ Center**



**HCC Mathematics and Athletics Complex**





# HOWARD COUNTY OFFICE OF COUNTY EXECUTIVE

3430 Courthouse Drive ■ Ellicott City, Maryland 21043 ■ 410-313-2013 Voice/Relay

Calvin Ball  
Howard County Executive  
cball@howardcountymd.gov

www.howardcountymd.gov  
FAX 410-313-3051

April 1, 2022

The Honorable Dr. Opel Jones  
Chairperson, Howard County Council  
3430 Courthouse Drive  
Ellicott City, MD 21043

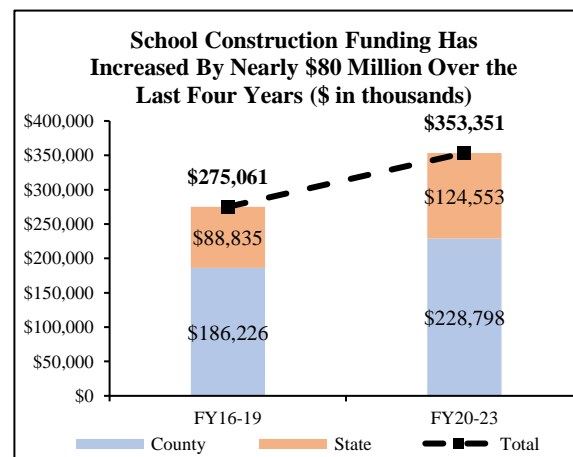
Dear Chairperson Jones,

We are pleased to present our proposed Fiscal Year 2023 Capital Improvement Program for Howard County to the Howard County Council. This thoughtful and strategic plan, totaling \$377.7 million, provides resources needed for critical projects that will improve the quality of life for Howard County residents in areas such as education, public safety, flood control and stormwater management, technology, roads and water and sewer infrastructure and many other areas.

This budget is the product of an intentional and focused effort to create a sustainable capital plan which supports and enhances the county’s critical infrastructure despite challenges from limited debt capacity and economic uncertainty. Our plan calls for these projects to be funded through a combination of \$75.5 million in General Obligation bonds – an amount which remains near a 10-year low – along with \$45 million in one-time Pay As You Go funding, state funding commitments and other dedicated revenue sources, as part of our ongoing efforts to reign in County debt levels as recommended by the Spending Affordability Advisory Committee.

### Important Highlights of the FY23 Capital Improvement Plan include:

Highest Level of Public School Capital Funding in 20 years: The FY23 capital program contains \$105.9 million in combined county and state funding for school construction projects, the highest amount in the last 20 years. This budget fully funds the Howard County Board of Education’s capital request. Over the past four years, total county funding commitments for K-12 education projects have increased by \$43 million, and funding from all sources has grown by over \$78 million.



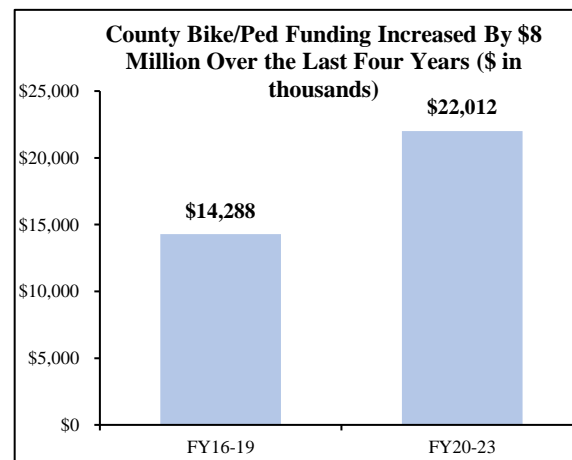
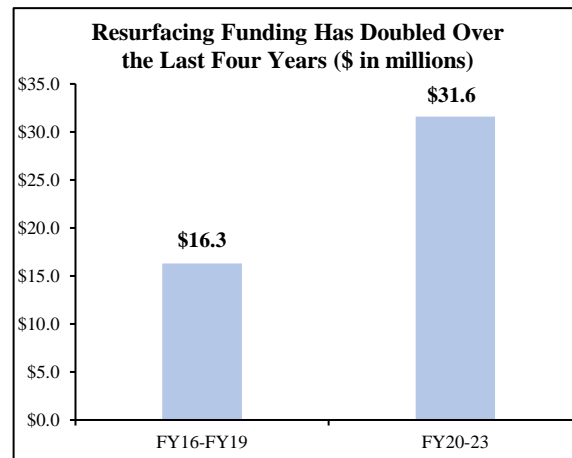
Major projects to be funded in the spending plan include a New High School #13 and the Hammond High School Renovation/Addition, along with systemic renovations such as the Manor Woods Elementary School HVAC and Wastewater Treatment Plant, the completion of the Guilford Elementary School Exterior Windows and Doors, the West Friendship Elementary School Well and the completion of the Jeffers Hill Boiler Replacement projects. This budget also fulfills requested funding for deferred maintenance, indoor environmental quality, school security and special education programming needs.

Supporting higher education and a world-class library system: In addition to public schools, this spending plan supports the educational needs of Howard County by investing in our renowned community college and library system. The plan contains \$14.8 million as a local match for the Howard Community College Mathematics and Athletic Complex, which is being supported with state funding and represents a much-needed investment on this growing campus.

The plan also includes \$1.7 million to begin design of a new library branch in Downtown Columbia and anticipates that construction of a new state-of-the-art Central Library will begin in FY24, with \$82.8 million earmarked for this groundbreaking project.

Major investments in roads and pedestrian and cycling infrastructure: The FY23 capital program contains \$12.5 million in road resurfacing – the highest in last eight years - to address an ongoing backlog and to avoid more costly repairs and reconstruction in the future. Additionally, this plan proposes record spending of \$8.2 million in County funding to support pedestrian and bicycle infrastructure in Howard County, to implement the Howard County Pedestrian Master Plan, Bicycle Master Plan and Complete Streets Policy, as well as maintain existing sidewalks and curb ramps.

Stormwater management and flood protection: Our capital budget proposal continues to advance the Ellicott City Safe and Sound plan, with a \$36.4 million investment that combines \$12.5 million in state assistance with \$23.9 million in county funding. Significant flood mitigation efforts in Ellicott City and Valley Mede include construction of the Maryland



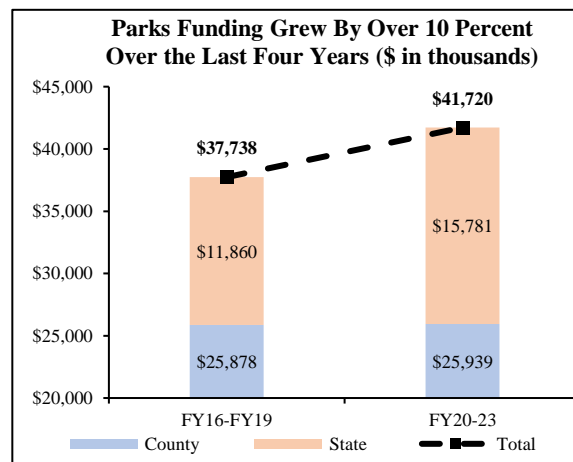
Avenue Culvert Expansion, lower Main Street building work, the H4 pond, and final design and construction of the Extended North Tunnel.

Public Safety: To meet the needs of our criminal justice system, the FY23 capital program contains \$6.0 million in systemic renovation funding for police and fire facilities and \$3.8 million for renovation of the Detention Center, including design of its new mental health unit. Work continues, in collaboration with the County Council, on locating and building needed new fire stations.

Community Resources: This spending plan advances the construction of an expanded East Columbia 50+ Center, allowing this much-anticipated project to be completed in FY23, with the design in progress for a new Multi-Service Center in the former 50+ center. With this proposed budget, more than \$20 million in total funding has been dedicated to support this critical project that supports our aging community over the last four years, with over \$18.5 million coming from County funding sources.

The proposal also anticipates the completion of the Harriet Tubman Remediation and Restoration project including furniture, fixtures and equipment with \$375,000 allocated in County funding. Nearly \$7.5 million in total funding has been provided to support this project over the last four years, with \$6.5 million coming from County funding sources.

Recreation and Parks: Our proposed budget allocates \$19 million to support park improvement projects and renovations, marking the largest parks investment in eight years. Notable improvements supported in this year's proposed budget include funding for the potential acquisition of the Camp Ilchester property, expanded recreation, pathways and parking at Blandair Park and improvements to the Schooley Mill Park equestrian ring.



### Financing the Plan: Maintaining Fiscal Discipline and Utilizing Responsible Alternative Means

This proposed budget supports strategic priorities while demonstrating sound fiscal discipline, which proved essential to maintaining our AAA credit ratings and securing the long-term sustainability of our infrastructure plan.

**The proposed budgets include total authorized GO bonds of \$75.5 million**, keeping GO bond authorization at historically low levels and slightly above the Spending Affordability Advisory Committee's recommendation of \$65 million in FY23, using \$45 million in one-time PAYGO funding to strike the balance between managing down the County's debt obligations and investing in critical infrastructure projects. This fiscally prudent approach has been adopted to slow down the growth of our long-term liability in

acknowledgement of our debt affordability challenges, while continuing to support our school construction and infrastructure needs at record funding levels.

**We continuously explore alternative funding** to address infrastructure needs. The proposed budget uses \$45 million Pay As You Go (PAYGO) funds, which is limited to one-time expenditures per the County Charter, as a cost-saving alternative to debt financing to support critical needs such as school systemic renovation, road resurfacing, and Ellicott City Safe and Sound projects. In addition, various infrastructure projects receive enhanced investment from dedicated resources such as Transfer Taxes, which benefited from a health real estate market and a rate increase approved by the County Council two years ago. Moreover, we have been working diligently with external partners and expects significant intergovernmental funding in FY23, including \$51.6 million state aid for school projects, \$12.5 million for Ellicott City flood mitigation, and significant funding for parks, infrastructure projects and local bond initiatives.

I would like to acknowledge our state and federal partners, along with the many residents, community leaders, and organizations who provided their input during our listening sessions and public hearings. Their collective efforts helped inform the development of this important capital budget plan.

The remainder of this transmittal letter provides additional detail in major areas of this Capital Improvement Plan:

### **Education**

The FY23 proposed Howard County Public School System capital budget totals \$105.9 million, including County funding of \$54.3 million and State aid of \$51.6 million. My proposed budget fully funds the Board of Education's CIP request. If approved, funding for school construction in the FY23 capital budget will be at its highest level in at least two decades.

This significant investment will advance all priority projects of the Board of Education, including the New High School #13 to address school overcrowding and Hammond High School Renovation/Addition to increase capacity. Significant systemic renovations will include the Manor Woods Elementary School HVAC and Wastewater Treatment Plant; the completion of the Guilford Elementary School Exterior Windows and Doors; the West Friendship Elementary School Well and the completion of the Jeffers Hill Boiler Replacement projects. This budget also fulfills requested funding for deferred maintenance, indoor environmental quality, school security and special education programming needs. This plan represents my commitment to maximize support to our school system while maintaining a sustainable plan. I am also thankful to our State partners for their support.

Over the last four years, total funding for school construction has increased by more than \$78 million, with County funding growing by nearly \$43 million. The increased funding has supported needed systemic renovation across the school system and allowed the top three priority HCPSS projects (High School #13, Hammond High School, and Talbott Springs Elementary School) to advance into construction, which are

expected to add 2,400 seats of new capacity by the end of 2023. Talbott Springs Elementary School is expected to be open for the 22-23 school year.

The proposed budget provides continued support to Howard Community College for the construction of a new mathematics and athletics complex (\$14.8 million) with leveraged state aid and funding for systemic renovations (\$1.0 million).

Funding the Howard County Library System is also critical to achieving our goals of providing a world class and holistic education to residents of all ages and abilities. The proposed budget includes \$1.7 million for the planning of a new library branch in Downtown Columbia. The multi-year plan was also updated to reflect a total of \$82.8 million for a state of art New Central Library with construction expected to start in FY24.

### **Ellicott City Safe and Sound & Stormwater and Watershed Management**

We continue to work diligently to mitigate flooding in the Tiber-Hudson Watershed and protect Historic Ellicott City from future storms. This effort includes the continued design and construction of large flood mitigation facilities identified in the Ellicott City Safe and Sound Plan, with construction underway on two significant flood mitigation facilities, the H-7 and Quaker Mill pond.

This year's proposed budget of \$36.4 million in Ellicott City Safe and Sound projects includes funding from State and local sources. This funding will support the extended North Tunnel and Maryland Avenue Culvert construction, completing design of the flood mitigation facility on the New Cut Branch (NC-3), and designing the flood mitigation facility on the Tiber Branch (T-1) The proposed budget also includes funds for localized drainage improvements along Main Street in the West End.

Our emphasis on stormwater and flood mitigation infrastructure goes beyond Ellicott City with an eye toward County-wide resiliency. This year's proposed budget dedicates \$2.4 million for the design and construction of flood mitigation and stormwater improvement efforts in the Valley Mede and Chatham sub-watersheds, and \$800,000 for vulnerable watershed restoration and resiliency throughout the County, targeting various neighborhoods that are experiencing localized drainage issues.

We also continue to implement projects to improve the County's water resources and water quality. Use of the Watershed Protection and Restoration fee allows us to undertake stormwater treatment projects that prevent polluted run-off from reaching the Chesapeake Bay. To date, we have treated over 3,100 acres of impervious surfaces, exceeding the State's target, by installing best management practices that limit the amount of nitrogen, phosphorus and sediment from entering our waterways.

### **Infrastructure Maintenance**

The proposed budget includes \$12.5 million in one-time PAYGO funding to address critical road resurfacing needs, \$2.5 million more than last year. Preliminary analysis indicates that the County needs to spend between \$12.5 million and \$14.5 million per year in road resurfacing for routine maintenance of the 1,080 miles of County roads to offset new deterioration and avoid adding to the existing backlog.

Our focus in FY23 includes maintaining critical infrastructure, such as repairing bridges, emergency structures, potholes, sidewalks, storm drains, and culverts, as well as improving traffic signals and intersections. We will also focus on maintaining and enhancing priority water and sewer projects. As the Spending Affordability Advisory Committee report pointed out, deteriorating roadway infrastructure will lead to increased future expenses of County funds, due to the higher costs associated with structural repair and replacement. A similar dynamic exists for other maintenance needs, including storm drainage and systemic renovation of buildings and facilities.

The proposed budget includes \$5.9 million in County systemic facilities improvements, which will allow for a partial renovation of the Second Floor of Ascend One to house Maryland Cooperative Extension which will be vacating lease space and a renovation for Human Resources and Risk Management. The renovations will include ADA upgrades to restrooms, renovated lobby and new training rooms. Other initiatives include renovations to Centennial Park restrooms (Phase II) and ADA restroom upgrades with new adult changing stations. The funds also address deferred maintenance projects around the county identified through a third-party inspection program.

### **Transportation**

This budget proposal includes a record \$8.2 million in County funding to support pedestrian and bicycle infrastructure in Howard County. Of that, \$5 million will provide new infrastructure to continue implementation of the Howard County Pedestrian Master Plan, Bicycle Master Plan and Complete Streets Policy; and \$3.2 million will be used to repair and maintain existing sidewalks and curb ramps. Both the new infrastructure and maintenance of existing facilities provide significant safety, economic, environmental and health benefits for our community.

Completion of the Dayton Fuel Island replacement is expected to be completed in FY23. The removal of the existing underground fuel tanks at the Banneker Fire Station is on hold until the future of the replacement Fire Station #7 project is determined. A new parking lot for Fleet vehicles located on the property adjoining Ridge Road is under construction.

A revised master plan for the Mayfield Shop has been developed and a temporary trailer with locker rooms/ lounge space was provided for the Highways workers. In FY23, the first phases of the master plan will be moving forward including extending the water and sewer infrastructure, placement of new modular buildings for Highways staff (office, bunk space and locker rooms) and a new consolidated salt barn.

### **Community Services**

The population of older adult residents continues to grow rapidly, approaching one-third of the county's population. To meet the growing needs of our aging community, Howard County has committed to strengthening services and facilities to support the needs of older adults and keep the county age friendly.

The new 29,600 square foot East Columbia 50+ Center is now under construction, with an expected completion in late summer 2023. This new LEED Gold facility will greatly expand the programs and services for the East Columbia community with large community meeting space to support meal programs, events and community meetings, as well as state-of-the-art technology for distance learning, expanded programs in art, fitness rooms and lounge space. The existing center will be repurposed. The FY23 budget request reflects support for the renovations of the existing East Columbia 50+ Center, Bain 50+ Center and the Leola Dorsey Multi-Service Center.

The creation of the Harriet Tubman Cultural Center in the old Harriet Tubman School is nearing the final stages of construction. Due to unforeseen existing conditions, program changes, and delays related to the supply chain, this project has been delayed and is expected to be completed this summer.

### **Public Safety**

Our capital budget continues to prioritize public safety needs. The Route One (Waterloo) Fire Station is under construction and expected to open in the early fall of 2022. For the FY23 budget, the Replacement Fire Station #7 for Banneker was created as a separate project. By separating the Fire Station from the Housing project, the County will be able to own the property (rather than lease from Housing) and save financing costs.

The FY23 budget includes \$2.1 million for systemic improvements to enhance the health and safety of existing fire stations, with projects including a new exhaust vent for the gear extractors, bi-fold bay doors to improve fire response, updated shower areas and engine bay floors.

In FY23, \$3.9 million is proposed for public safety storage facilities. Prior appropriation will allow relocating police specialty vehicle storage into leased space. New funding from designated revenues will be used to purchase the State Armory in Ellicott City. In The goal is to obtain this site and relocate Bureau of Logistics Storage from the James N. Robey Public Safety Training Facility. Dedicating space for the Bureau of Logistics for storage of DFRS apparatus and supplies will help the Department maintain the equipment and supplies needed for deployment to serve the citizens of the County. In addition, moving the Logistics Storage will free up space at the PSTC to expand training and occupational safety and health services.

In FY23, additional funding is requested to upgrade the Southern District police station. Funding is also included to support close-out activities of safety improvements at the firing range, including landscaping establishment.

The FY23 proposed budget also includes \$3.8 million for necessary renovations to the Detention Center, including window replacements, new exterior wall refacing, the design of a new mental health unit and a fingerprint office renovation. This budget also includes deferred maintenance and miscellaneous urgent repairs.

### **Water and Sewer Projects**



The availability and viability of a community's water and sewer system is vital for health, safety and growth. The Howard County Department of Public Works maintains over 1,100 miles of water, over 10,000 fire hydrants, over 25,000 water valves in sizes 6 through 48-inch. The sewer collection system consists of over 1,100 miles of piping ranging in size from 6 through 48-inch diameter. The County's continually growing distribution system is supported by 15 water pumping stations, 10 elevated water tanks, 34 wastewater pumping station and a water reclamation plant.

The proposed FY23 budget includes \$17.2 million for water asset management; \$7.4 million in sewer asset management; and \$10.8 million to support maintenance, operation and upgrades at the Little Patuxent Water Reclamation Plant. Key FY23 projects efforts include the new Longfellow Area Water Main Improvements project (\$8 million); funding within the water asset management program to support the programmed replacement of 2,400 aged fire hydrants throughout the County (\$6.5 million); and funding within the sewer asset management program to address water and sewer pipelines that have been exposed due to stream erosion (\$3 million).

### **Technology Infrastructure and Enhancement**

The proposed budget also provides \$3.4 million to support the upgrading and modernization of the technology infrastructure to support the ongoing needs of County employees and residents. Technology requirements continue to evolve post-pandemic with a focus on security and stability of the IT systems. The radio enhancements and public safety system projects will provide needs support to the new Body Worn Camera program and communications support to the public safety agencies; and the new Human Resource Information System (HRIS) will bring modern tools and processes to our employee support functions.

### **Business and Economic Development**

We place a strong emphasis on supporting businesses, expanding our culture of innovation and cultivating entrepreneurs. This effort will strengthen our local economy and increase the commercial tax base, improving the quality of life for every resident.

The Maryland Innovation Center (MIC) is home to the Howard County Economic Development Authority and Howard Community College's Training and Development Solutions. The Innovation Center provides incubator space for start-ups emerging businesses and is a regional hub for business events. Prior County appropriation, leveraged with State funding and private investment, will allow the final phase of renovations (including the 4<sup>th</sup> floor) and equipment purchases to be finished in FY23.

Because of the successful opening of the Center in 2019, there is an increased demand for small business services and connection to the entrepreneurial ecosystem thus creating a demand for the 4<sup>th</sup> floor space. The upgrades will include new lighting and carpeting, technology, improved HVAC with the theme of the Innovation Center including gathering space for the community.

### **Recreation and Parks**

With \$19 million in proposed total FY23 funding, we continue to invest in park improvement projects and renovations to existing facilities with the largest single year

investment in our parks in eight years... The investment includes \$14 million in Transfer Tax revenue, and \$5 million in anticipated state grants.

The proposed FY23 budget will support the construction of additional parking, pathways, a skatepark, basketball courts, and pickleball courts at Blandair Regional Park Phase 6.

Notable park improvements will include improvements to the Schooley Mill Park equestrian ring, the scheduled replacement of three synthetic turf fields, and multiple playground renovations throughout the County. Additional Transfer Tax funding will allow the completion of the Troy Regional Park Field #1 grandstand project and the proposed community center building has been noted in the outyears. The proposed budget also includes \$6 million in Transfer Tax to fund the acquisition of the Camp Ilchester property. Funding also provides needed local match for state bond bill and Program Open Space grants or for essential maintenance of park and pedestrian amenities that have surpassed their functional and safe lifespans.

In FY23, we anticipate approximately \$1.7 million in Maryland Program Open Space funding eligible for park development projects. It will support a variety of systemic improvements across the County as well as a feasibility study and master plan for the new Shipley Park project in Marriottsville. Additionally, there will be another \$1.7 million in Program Open Space funding available to increase our ability to pursue parkland acquisition opportunities as they arise.

### **Long-Term Planning**

We have made continued progress in bringing our long-term capital budget plan more in line with financial reality. The proposed 6-year CIP features GO bonds that average approximately \$83 million per year, lower than historical levels and close to projected affordability. This shift represents another important milestone in managing the County's long-term liability as well as delivering honest, realistic and sustainable long-term infrastructure plans for the public.

The proposed budget represents a pragmatic approach to addressing our County's capital needs while ensuring Howard County remains the best place to live, learn, work, play and grow. If you have questions during your review, please do not hesitate to contact me, or my Budget Administrator Dr. Holly Sun, for assistance.

Sincerely,



Calvin Ball,  
Howard County Executive

# TABLE OF CONTENTS

## GUIDE:

How to read the Capital Budget  
Budget symbols for fund Types

## SUMMARIES:

Sources of Funds, Capital Improvement Program, and Extended  
County Map of Executive Proposed FY23 funded projects

Bridge Improvement Program	B	Library Projects	L
General County Projects	C	Community College Projects	M
Storm Drainage Projects	D	Recreation & Parks	N
Education Capital Projects	E	Police Projects	P
Fire And Rescue Projects	F	Sewer Projects	S
Agriculture Preservation Projects	G	Traffic/Intersection Projects	T
Road Resurfacing Projects	H	Water Projects	W
Road Construction Projects	J		
Sidewalk / Curb Projects	K		

# HOW TO READ THE CAPITAL BUDGET

There is a Program Summary page in the beginning of the budget. It is organized to show where the money comes from and the level of effort given to major elements of the Plan Howard 2030 including the cumulative Capital Improvement Program

The budget book is organized in alpha-numeric order following the alpha codes shown in the Table of Contents. The projects in each alpha group are then presented in numeric order.

Each category of projects is summarized in the initial pages for that group. They represent a type of project. Projects with specific locations are shown on a detail map.

In the presentation of the budget detail for each capital project, the display of the project number and title appears on both parts of a two-part form with the following information:

## PART A

**DESCRIPTION** in general terms of what is to be ultimately funded

**JUSTIFICATION** of need, why, or the objective being met

**REMARKS** gives further details or statistics

**SCHEDULE** of major milestones by fiscal year timeframe

**OPERATING BUDGET IMPACT** estimates cost after project is completed

**MAP** depicts a specific site or a County-wide project

## PART B

A matrix which vertically adds elements of the project development and funding sources which match at the horizontal row Total Project Expenditures with columns to show:

**PRIOR APPROPRIATION** shows dollars funded in previous budget years

**FISCAL '200\_' BUDGET** shows dollars being acted-on in this > \_ = fiscal year

**APPROPRIATION TOTAL** is the sum of the Prior Appropriation and this Fiscal year

**FIVE YEAR CAPITAL PROGRAM** is a projection of needs 5 years into the future beyond the budget year. Note that years 6 to 10 beyond the budget year belong to the Extended Program

**TOTAL PROJECT** combines prior, this fiscal year, and projected future dollars

**PROJECT STATUS** shows major milestones which have been accomplished and how much of the prior appropriation has been spent up to February of the current fiscal year.



## Capital Budget Revenues

# CAPITAL BUDGET REVENUE FUNDING TYPE CODES

- A** = Aid for Schools  
State Inter Agency Committee contribution
- B** = Bonds, general obligation or short term instruments  
Part of affordability limit calculation
- C** = Cash (Utility Enterprise Fund)  
Ad valorem and associated interest income
- D** = Developer Contribution  
Either through Agreement or obligation
- E** = Excise Tax  
Dedicated annual tax collected and associated interest income
- G** = Grant (defined in 'Remarks' on project sheets)  
State or Federal monies; POS, FHWA, ISTEA, etc
- I** = In - Aid of Construction (Utility Enterprise Fund)  
Building permit fee to support infrastructure
- M** = Metro District Bonds (Utility Enterprise Fund)  
Not part of affordability % calculation
- L** = Lease  
Lease
- O** = Other (defined in 'Remarks' on project sheets)  
Race Track funds, Special interest group contribution, Fines, assessments, fees, reimbursement
- OG** = Other GO  
General Obligation Bonds supported by dedicated revenue stream  
(e.g. Transfer Tax, Program Revenues, Incremental, Property Tax etc.)
- P** = Pay as you go  
General fund cash on a year by year basis
- R** = Stormwater Utility (Watershed Protection and Restoration fund)
- S** = Storm Drain Fund & Storm Water Mgmt Fees  
(defined in 'Remarks' on project sheets)  
Down stream off property improvement fund by drainage area or  
Fee paid in lieu of constructing a retention facility
- T** = Transfer Tax  
% of total collected annually dedicated to education, fire service, parks
- U** = Utility Enterprise Fund (Summary Level)  
'C', 'I', 'M' = from above combined
- W** = Water Quality State/Federal Loan  
Bonds floated by State/Federal Agency for better rate, we repay as if our own
- X** = Excise tax backed Bonds – 'Non GO Bonds'  
Supported borrowing based on dedicated revenue stream  
Not part of General obligation Bond affordability limit calculation
- Z** = Education Excise tax backed Bonds  
Supported borrowing based on dedicated revenue stream
- CC** = College revenue backed Bonds  
Supported borrowing based on fee-based revenue stream

## Howard County, MD

### 2023 New Capital Projects

Project	Description
<b>FIRE PROJECTS (1)</b>	
F5977-REPLACEMENT FIRE STATION 7	A project to replace Fire Station 7, one of the busiest fire stations in Howard County and the Baltimore Washington DC metropolitan region. The existing Fire Station 7 (Banneker) is in great need of updating and replacement due to its age and size.
<b>GENERAL COUNTY PROJECTS (1)</b>	
C0367 - FY2023 FEDERAL or STATE GRANT FUNDED CAPITAL PROJECTS	This project is designed to support spending on infrastructure projects funded by Federal and State grants. This includes Coronavirus State and Local Fiscal Recovery Funds established by the American Rescue Plan Act and other funding as received and allocated to Howard County.
<b>RECREATION AND PARKS (1)</b>	
N3979 - FY2023 SHIPLEY PARK	A project to master plan, design and construct a 25-acre community park on the former Coles property located at 12155 and 12195 Old Frederick Road in Marriottsville.
<b>SCHOOL SYSTEM PROJECTS (5)</b>	
E1053 - OAKLAND MILLS HIGH SCHOOL RENOVATION	The Oakland Mills High School project will renovate the existing facility. The renovation may include new electrical, mechanical, plumbing, technology, roofing, and life safety systems as applicable per the scope of work. Some interior spaces may be reconfigured, new finishes provided, accessibility improved to bring the facility into compliance with the Howard County Public School System Guidance Manual for Renovations and Modernizations of Existing Schools. The complete scope of this project will be defined by the Board of Education approved construction documents (CD) brochure (see Policy 6020 in the Supporting Data Section for a complete description of the process) and any change orders approved subsequent to submittal of the CD brochure.
E1054 - REGIONAL EARLY CHILDHOOD CENTER	A dedicated facility for a Regional Early Childhood Center is a new concept and may be located at an existing or new facility. A scope study is planned to determine the best location and capacity needs for this regional education center. The complete scope of this project will be defined by the Board of Education approved construction documents (CD) brochure (see Policy 6020 in the Supporting Data Section for a complete description of the process) and any change orders approved subsequent to submittal of the CD brochure.
E1055 - NORTHERN REGIONAL ELEMENTARY SCHOOL ADDITION	The Northern Region Elementary School Addition will be an addition to an existing facility. The location is to be determined. An addition of approximately 298 seats is proposed at this time for this project. The region's need will continue to be assessed and the project scope will be developed as the project nears. The complete scope of this project will be defined by the Board of Education approved construction documents (CD) brochure (see Policy 6020 in the Supporting Data Section for a complete description of the process) and any change orders approved subsequent to submittal of the CD brochure.

Project	Description
E1056 - PATAPSCO MS RENOVATION/ADDITION	The Patapsco Middle School project will renovate and add seats to the existing facility. Renovation may include new electrical, mechanical, plumbing, technology, roofing, and life safety systems as applicable per the scope of work. Some interior spaces may be reconfigured, new finishes provided, accessibility improved, and new spaces added as required, bringing the facility into compliance with the Howard County Public School System Guidance Manual for Renovations and Modernizations of Existing Schools. The complete scope of this project will be defined by the Board of Education approved construction documents (CD) brochure (see Policy 6020 in the Supporting Date Section for a complete description of the process) and any change orders approved subsequent to submittal of the CD brochure.
E1057 - JEFFERS HILL ELEM SCHOOL RENOVATION	The Jeffers Hill Elementary School project will renovate the existing facility. Renovation may include new electrical, mechanical, plumbing, technology, roofing, and life safety systems as applicable per the scope of work. Some interior spaces may be reconfigured, new finishes provided, accessibility improved to bringing the facility into compliance with the Howard County Public School System Guidance Manual for Renovations and Modernizations of Existing Schools. The complete scope of this project will be defined by the Board of Education approved construction documents (CD) brochure (see Policy 6020 in the Supporting Date Section for a complete description of the process) and any change orders approved subsequent to submittal of the CD brochure.
<b>STORM DRAINAGE PROJECTS (1)</b>	
D1183 - FY2023 VULNERABLE WATERSHED RESTORATION AND RESILIENCY	This project is for the assessment, design, and construction of restoration improvements in various neighborhoods throughout the County that are currently experiencing localized drainage issues. The restoration projects will make the neighborhoods more resilient. Many of these issues are on private property. The current issues could be exacerbated by the impacts of climate change and more frequent and intense storms. This project may include land easement acquisitions to perform the improvement tasks.
<b>WATER PROJECTS (1)</b>	
W8336 - FY2023 LONGFELLOW AREA WATER MAIN IMPROVEMENTS	A project to design and construct water main improvements (19,250 LF of 3 thru 12) within the Longfellow area.

**10 Total New Projects for Budget Year 2023**





# Capital Program Summary

(In Thousands of \$)

	Prior Appropriation	Fiscal 2023 Budget	Total Appropriation	5Yr Capital Program	Extended Program Total	Total Project
EDUCATION	767,242	136,475	903,717	500,558	551,952	1,956,227
GENERAL COUNTY	770,475	107,281	877,756	285,748	99,911	1,263,415
OTHER	170,608	0	170,608	0	0	170,608
RECREATION AND PARKS	180,026	19,000	199,026	68,500	23,300	290,826
TRANSPORTATION	584,216	54,666	638,882	221,654	170,160	1,030,696
WATER AND SEWER	391,322	60,265	451,587	205,386	76,190	733,163
<b>Program Total</b>	<b>2,863,889</b>	<b>377,687</b>	<b>3,241,576</b>	<b>1,281,846</b>	<b>921,513</b>	<b>5,444,935</b>
BONDS	912,288	75,532	987,820	421,051	470,643	1,879,514
COLLEGE REVENUE BACKED BOND	7,717	0	7,717	0	0	7,717
DEVELOPER CONTRIBUTION	49,442	7,630	57,072	8,650	2,520	68,242
EDUCATION EXCISE BONDS	30,323	0	30,323	0	0	30,323
EXCISE TAX	21,822	10,000	31,822	65,025	16,500	113,347
EXCISE TAX BACKED BONDS	151,091	-2,000	149,091	0	9,000	158,091
GRANTS	232,990	74,449	307,439	117,896	71,650	496,985
IN-AID of CONSTRUCT UTILITIES	18,206	5,758	23,964	15,930	9,993	49,887
LEASE	25,400	0	25,400	0	0	25,400
METRO DISTRICT BOND	263,439	43,965	307,404	148,166	43,480	499,050
Other GO	75,339	11,133	86,472	41,300	4,400	132,172
OTHER SOURCES	307,120	10,587	317,707	45,855	10,004	373,566
PAY AS YOU GO	138,725	45,000	183,725	96,792	70,602	351,119
STATE AID for SCHOOLS	195,491	51,621	247,112	143,016	138,954	529,082
STORM DRAINAGE FUND	2,690	0	2,690	0	0	2,690
STORMWATER UTILITY FUNDING	47,607	450	48,057	2,250	0	50,307
TIF BONDS	90,000	0	90,000	0	0	90,000
TRANSFER TAX	131,261	32,660	163,921	136,625	51,050	351,596
UTILITY CASH	85,941	10,902	96,843	39,290	22,717	158,850
WATER QUALITY STATE OR FED LOAN	76,997	0	76,997	0	0	76,997
<b>Revenue Total</b>	<b>2,863,889</b>	<b>377,687</b>	<b>3,241,576</b>	<b>1,281,846</b>	<b>921,513</b>	<b>5,444,935</b>

**Howard County, MD**  
**Executive Proposed FY 2023 Capital Budget by Source of Funds**  
(In Thousands of \$)

Program Type	Total	GO Bonds	Dev Contrib	Excise Tax	Excise Bonds	Grants	IAC	Metro Bonds	Other GO	Other	Pay Go	State Aid Schools	Storm Water Utility	Transfer Tax	Utility Fund
<b>Board of Education</b>	<b>105,887</b>	19,266		10,000							10,000	51,621		15,000	
<b>Bridge Improvements</b>	<b>2,550</b>	1,590				960									
<b>Community College</b>	<b>30,588</b>	15,794				14,794									
<b>Fire</b>	<b>6,510</b>	(650)								3,500				3,660	
<b>General County</b>	<b>97,855</b>	27,297	6,500			43,545		790	11,133	(6,635)	15,225				
<b>Library</b>	<b>1,666</b>	1,666													
<b>Police</b>	<b>1,250</b>	1,250													
<b>Recreation &amp; Parks</b>	<b>19,000</b>					5,000								14,000	
<b>Road Construction</b>	<b>(1,180)</b>	420	300		(2,000)					100					
<b>Road Resurfacing</b>	<b>13,000</b>	500									12,500				
<b>Sewer</b>	<b>31,785</b>		430				1,275	23,240							6,840
<b>Sidewalk/Curb Projects</b>	<b>7,549</b>	3,649									3,900				
<b>Storm Drainage</b>	<b>29,472</b>	2,550				9,650				13,622	3,200		450		
<b>Traffic Improvements</b>	<b>3,275</b>	2,200	400			500					175				
<b>Water</b>	<b>28,480</b>						4,483	19,935							4,062
<b>Total</b>	<b>377,687</b>	<b>75,532</b>	<b>7,630</b>	<b>10,000</b>	<b>-2,000</b>	<b>74,449</b>	<b>5,758</b>	<b>43,965</b>	<b>11,133</b>	<b>10,587</b>	<b>45,000</b>	<b>51,621</b>	<b>450</b>	<b>32,660</b>	<b>10,902</b>

**Howard County, MD**  
**Executive Proposed FY 2023 Capital Improvement Program Summary**  
(In Thousands of \$)

<b>Program Title</b>	<b>Prior Appropriation</b>	<b>Fiscal 2023 Budget</b>	<b>Total Appropriation</b>	<b>Fiscal 2024</b>	<b>Fiscal 2025</b>	<b>Fiscal 2026</b>	<b>Fiscal 2027</b>	<b>Fiscal 2028</b>	<b>5 Year Total</b>
AGRICULTURAL PRESERVATION PROJECTS	170,608	-	170,608	-	-	-	-	-	-
BRIDGE PROJECTS	30,904	2,550	33,454	2,400	1,500	1,000	800	1,050	6,750
COMMUNITY COLLEGE PROJECTS	115,661	30,588	146,249	27,693	1,000	1,000	1,000	3,700	34,393
FIRE PROJECTS	38,846	6,510	45,356	8,170	925	18,925	800	800	29,620
GENERAL COUNTY PROJECTS	726,126	97,855	823,981	67,808	22,480	22,660	37,117	19,906	169,971
LIBRARY PROJECTS	488	1,666	2,154	5,100	23,457	52,104	285	5,211	86,157
POLICE PROJECTS	5,015	1,250	6,265	-	-	-	-	-	-
RECREATION AND PARKS	180,026	19,000	199,026	11,450	8,500	11,050	22,800	14,700	68,500
ROAD CONSTRUCTION PROJECTS	222,516	(1,180)	221,336	5,520	5,580	3,000	3,000	14,375	31,475
ROAD RESURFACING PROJECTS	80,467	13,000	93,467	12,500	12,500	12,500	12,500	16,750	66,750
SCHOOL SYSTEM PROJECTS	651,581	105,887	757,468	68,076	86,808	119,161	91,677	100,443	466,165
SEWER PROJECTS	266,268	31,785	298,053	37,380	25,770	19,150	13,870	14,430	110,600
SIDEWALK PROJECTS	34,809	7,549	42,358	9,725	6,850	4,975	5,075	5,225	31,850
STORM DRAINAGE PROJECTS	187,252	29,472	216,724	18,979	12,450	9,650	8,550	7,550	57,179
TRAFFIC PROJECTS	28,268	3,275	31,543	9,895	6,495	5,760	3,225	2,275	27,650
WATER PROJECTS	125,054	28,480	153,534	24,273	30,340	14,833	16,860	8,480	94,786
<b>Total Capital</b>	<b>2,863,889</b>	<b>377,687</b>	<b>3,241,576</b>	<b>308,969</b>	<b>244,655</b>	<b>295,768</b>	<b>217,559</b>	<b>214,895</b>	<b>1,281,846</b>

Howard County, MD

**Executive Proposed Capital Budget Extended Summary For FY 2023**

(In Thousands of \$)

<b>Program Title</b>	<b>Approp. Total</b>	<b>5 Yr Capital Program</b>	<b>FY 2029</b>	<b>FY2030</b>	<b>FY2031</b>	<b>FY 2032</b>	<b>Total Extended</b>
<b>AGRICULTURAL PRESERVATION PROJECTS</b>	170,608	-	-	-	-	-	170,608
<b>BRIDGE PROJECTS</b>	33,454	6,750	1,300	1,300	300	300	43,404
<b>COMMUNITY COLLEGE PROJECTS</b>	146,249	34,393	19,600	7,300	24,400	1,500	233,442
<b>FIRE PROJECTS</b>	45,356	29,620	500	500	-	-	75,976
<b>GENERAL COUNTY PROJECTS</b>	823,981	169,971	20,666	11,284	12,726	18,700	1,057,328
<b>LIBRARY PROJECTS</b>	2,154	86,157	35,535	-	-	-	123,846
<b>POLICE PROJECTS</b>	6,265	-	-	-	-	-	6,265
<b>RECREATION AND PARKS</b>	199,026	68,500	6,900	13,800	1,300	1,300	290,826
<b>ROAD CONSTRUCTION PROJECTS</b>	221,336	31,475	57,510	-	7,000	-	317,321
<b>ROAD RESURFACING PROJECTS</b>	93,467	66,750	16,750	16,750	16,750	15,000	225,467
<b>SCHOOL SYSTEM PROJECTS</b>	757,468	466,165	100,048	140,873	134,326	123,905	1,722,785
<b>SEWER PROJECTS</b>	298,053	110,600	13,360	13,810	14,050	6,850	456,723
<b>SIDEWALK PROJECTS</b>	42,358	31,850	4,750	4,750	4,350	4,350	92,408
<b>STORM DRAINAGE PROJECTS</b>	216,724	57,179	3,100	3,100	3,100	3,100	286,303
<b>TRAFFIC PROJECTS</b>	31,543	27,650	1,650	1,650	1,650	1,650	65,793
<b>WATER PROJECTS</b>	153,534	94,786	12,280	7,870	7,970	-	276,440
<b>Total Capital</b>	<b>3,241,576</b>	<b>1,281,846</b>	<b>293,949</b>	<b>222,987</b>	<b>227,922</b>	<b>176,655</b>	<b>5,444,935</b>



## Executive Proposed FY 2023 5 Year Capital Budget Revenue Summary

Source	Prior Approp	Current FY	2024	2025	2026	2027	2028	5 Year Total
BONDS	912,288	75,532	92,206	53,180	113,382	76,874	85,409	421,051
COLLEGE REVENUE BACKED BOND	7,717	0	0	0	0	0	0	0
DEVELOPER CONTRIBUTION	49,442	7,630	3,930	930	1,930	930	930	8,650
EDUCATION EXCISE BONDS	30,323	0	0	0	0	0	0	0
EXCISE TAX	21,822	10,000	10,000	10,000	15,000	15,000	15,025	65,025
EXCISE TAX BACKED BONDS	151,091	-2,000	0	0	0	0	0	0
GRANTS	232,990	74,449	55,696	19,200	16,200	13,400	13,400	117,896
IN-AID of CONSTRUCT UTILITIES	18,206	5,758	2,843	3,318	2,988	3,588	3,193	15,930
LEASE	25,400	0	0	0	0	0	0	0
METRO DISTRICT BOND	263,439	43,965	48,693	44,570	22,103	20,250	12,550	148,166
Other GO	75,339	11,133	1,300	21,457	18,543	0	0	41,300
OTHER SOURCES	307,120	10,587	20,191	7,009	6,219	4,520	7,916	45,855
PAY AS YOU GO	138,725	45,000	24,815	24,651	14,675	14,451	18,200	96,792
STATE AID for SCHOOLS	195,491	51,621	13,453	30,343	34,511	41,504	23,205	143,016
STORM DRAINAGE FUND	2,690	0	0	0	0	0	0	0
STORMWATER UTILTY FUNDING	47,607	450	450	450	450	450	450	2,250
TIF BONDS	90,000	0	0	0	0	0	0	0
TRANSFER TAX	131,261	32,660	26,275	21,325	41,875	19,700	27,450	136,625
UTILITY CASH	85,941	10,902	9,117	8,222	7,892	6,892	7,167	39,290
WATER QUALITY STATE OR FED LOAN	76,997	0	0	0	0	0	0	0
<b>Total</b>	<b>2,863,889</b>	<b>377,687</b>	<b>308,969</b>	<b>244,655</b>	<b>295,768</b>	<b>217,559</b>	<b>214,895</b>	<b>1,281,846</b>

# Fiscal Year 2023 Budget Summary

---

## Area FY 2023 Capital Projects Map

<u>Project#</u>	<u>Name</u>
B3853	B3853-FY2000 EMERGENCY STRUCTURE RECONSTRUCTION
C0301	C0301-FY2005 TECHNOLOGY INFRASTRUCTURE UPGRADES
C0311	C0311-FY2007 PUBLIC SAFETY RADIO SYSTEM ENHANCEMENTS
C0312	C0312-FY2007 ENTERPRISE RESOURCE PLANNING SYSTEM
C0315	C0315-FY2009 PUBLIC SAFETY SYSTEM ENHANCEMENTS
C0319	C0319-FY2010 TAX INCREMENT FINANCING PROJECTS
C0322	C0322-FY2012 CENTRAL FLEET SYSTEMIC IMPROVEMENTS and FUEL SYSTEM
C0324	C0324-FY2012 GEODETIC NETWORK AUTOMATION
C0329	C0329-FY2012 ENERGY MANAGEMENT/IMPROVEMENTS
C0332	C0332-FY2014 BUS STOP IMPROVEMENTS
C0335	C0335-FY2014 COMMUNITY RESOURCES and SERVICES FACILITY/PROGRAM ENHANCEMENTS
C0348	C0348-FY2017 MODERNIZATION OF FLEET AND HIGHWAYS SHOPS
C0349	C0349-FY2017 ENVIRONMENTAL COMPLIANCE OPERATIONS
C0354	C0354-FY2019 BUILDING ACCESS CONTROL AND SECURITY ENHANCEMENTS
C0360	C0360-FY2019 REAL ESTATE PLANNING AND DESIGN
D1148	D1148-FY2007 NPDES WATERSHED MANAGEMENT PROGRAM
D1164	D1164-FY2013 COMMUNITY ENVIRONMENTAL PARTNERSHIPS
D1169	D1169-FY2016 STORM DRAIN CULVERT REPLACEMENT PROGRAM
D1175	D1175-FY-2018 VALLEY MEDE/CHATHAM FLOOD MITIGATION
D1176	D1176-WATERSHED MANAGEMENT CONSTRUCTION
D1177	D1177-STORMWATER MANAGEMENT FACILITY RECONSTRUCTION
D1179	D1179-FY2020 COURTHOUSE DRIVE CULVERT AND SLOPE REPAIR
E0989	E0989-FY1989 BARRIER-FREE PROJECTS
E0990	E0990-FY2002 PLAYGROUND EQUIPMENT
E1012	E1012-FY2008 SCHOOL PARKING LOT EXPANSION
E1038	E1038-FY2017 PLANNING AND DESIGN

# Fiscal Year 2023 Budget Summary

---

## Area FY 2023 Capital Projects Map

E1044	E1044-FY2019 SYSTEMIC RENOVATIONS
E1045	E1045-FY2019 RELOCATABLE CLASSROOMS
E1046	E1046-FY2019 ROOFING
E1047	E1047-SITE ACQUISITION AND CONSTRUCTION RESERVE
E1048	E1048-FY2019 TECHNOLOGY
F5960	F5960-FY2001 FIRESTATION SYSTEMIC IMPROVEMENTS
F5973	F5973-PUBLIC SAFETY STORAGE FACILITIES
H2011	H2011-FY2013 MICRO SURFACING PROGRAM
H2014	H2014-FY2013 ROAD RESURFACING PROGRAM
H2016	H2016-FY2013 STREET TREE PROGRAM
H2017	H2017 - COLD IN-PLACE RECYCLING PROGRAM
H8904	H8904-FY2007 COMMUNITY ROAD REVITALIZATION
J4220	J4220-FY2014 DEVELOPER/COUNTY SHARED IMPROVEMENTS
J4250	J4250-FY2020 HOWARD ROAD IMPROVEMENTS
K5035	K5035-FY1998 SCHOOL ROUTE PATHWAYS or SIDEWALKS
K5036	K5036-FY1998 ROUTINE SIDEWALK WALKWAY EXTENSIONS
K5043	K5043-SIDEWALK REPAIR PROGRAM
K5054	K5054-FY2003 ROADSIDE IMPROVEMENT PROGRAM
K5061	K5061-FY2007 PEDESTRIAN PLAN PROJECTS
K5062	K5062-FY2009 STATE ROADS SIDEWALK RETROFIT PROGRAM
K5066	K5066-FY2014 BICYCLE PLAN PROJECTS
K5068	K5068 - ADA RAMPS UPGRADE PROGRAM.
K5069	K5069-BITUMINOUS CURB and GUTTER REPLACEMENT PROGRAMS
N3108	N3108-FY2004 PARK SYSTEMIC IMPROVEMENTS
N3109	N3109-FY2004 PARKS RESURFACING PROGRAM
N3958	N3958-FY2003 HISTORIC STRUCTURES REHABILITATION
N3978	N3978-FY2018 PARKLAND ACQUISITION PROGRAM
S6500	S6500-FY2017 SEWER AREA ASSESSMENT AND MODELING

# Fiscal Year 2023 Budget Summary

---

## Area FY 2023 Capital Projects Map

S6601	S6601-FY2020 SEWER ASSET MANAGEMENT PROGRAM
S6698	S6698-ROUTINE SEWER EXTENSION PROGRAM
T7088	T7088-FY2001 SCHOOL CROSSWALK IMPROVEMENTS
T7094	T7094-FY2007 STREET LIGHTING PROGRAM
T7105	T7105-FY2011 SIGNALIZATION PROGRAM
T7106	T7106-INTERSECTION OR CORRIDOR SAFETY IMPROVEMENT PROGRAM
T7109	T7109-FY2016 DEVELOPER STREETLIGHT PROGRAM
W8324	W8324-FY2014 WATER SYSTEM LOOPING FIRE PROTECTION UPGRADE
W8603	W8603-FY2020 WATER ASSET MANAGEMENT PROGRAM
W8698	W8698-ROUTINE WATER EXTENSION PROGRAM

## Columbia Area FY 2023 Capital Projects Map

<u>Project#</u>	<u>Name</u>
C0351	C0351-FY2017 HARRIET TUBMAN REMEDIATION and RESTORATION
C0362	C0362-FY2019 GATEWAY INNOVATION CENTER RENOVATION
E1024	E1024-FY2019 HAMMOND HIGH SCHOOL RENOVATION/ADDITION
J4167	J4167-FY2010 SNOWDEN RIVER BROKEN LAND INTERSECT
L0020	L0020-FY2021 NEW HCLS CENTRAL BRANCH & RELOCATION
M0539	M0539-FY2020 MATHEMATICS AND ATHLETICS COMPLEX
M0550	M0550-FY2017 SYSTEMIC RENOVATIONS
N3102	N3102-FY2000 BLANDAIR REGIONAL PARK
N3963	N3963-FY2009 PATHWAY and TRAIL REHAB and EXPANSION
P4928	P4928-FY2015 POLICE STATION & MODERNIZATION OF FACILITIES
S6274	S6274-FY2015 UPPER LITTLE PATUXENT PARALLEL SEWER
S6600	S6600-FY2019 WATER AND WASTEWATER FACILITIES CAPITAL REPAIRS AND UPGRADES
T7107	T7107-FY2014 DOWNTOWN COLUMBIA PATUXENT BRANCH TRAIL EXTENSION
T7108	T7108-FY2016 CLARKSVILLE-RIVER HILL STREETScape IMPROVEMENTS
W8304	W8304-FY2015 COLUMBIA WATER PUMPING STATION IMPROVEMENTS

# Fiscal Year 2023 Budget Summary

---

## Elkridge Area FY 2023 Capital Projects Map

<u>Project#</u>	<u>Name</u>
C0333	C0333-FY2015 DETENTION CENTER RENOVATIONS
E1035	E1035-FY2019 NEW HIGH SCHOOL #13
J4206	J4206-FY2007 MONTEVIDEO ROAD IMPROVEMENTS
N3959	N3959-FY2005 PATAPSCO FEMALE INSTITUTE SITE WORK
S6284	S6284-FY2013 DEEP RUN SHALLOW RUN INTERCEPTOR IMPROVEMENTS

## Ellicott City Area FY 2023 Capital Projects Map

<u>Project#</u>	<u>Name</u>
B3860	B3860-FY2016 CARROLL MILL ROAD BRIDGE REPLACEMENT (H0-23)
C0299	C0299-FY2005 WASTE MANAGEMENT IMPROVEMENTS
C0337	C0337-FY2014 ELLICOTT CITY IMPROVEMENTS and ENHANCEMENTS
S6283	S6283-FY2013 TIBER SUCKER BRANCH INTERCEPTOR IMPROVEMENTS

## North Laurel Area FY 2023 Capital Projects Map

<u>Project#</u>	<u>Name</u>
K5063	K5063-FY2017 NORTH LAUREL ROAD SIDEWALK
S6287	S6287-FY2017 NORTH LAUREL PUMP STATION PARALLEL FORCE MAIN

## Savage Area FY 2023 Capital Projects Map

<u>Project#</u>	<u>Name</u>
J4173	J4173-FY2000 HANOVER ROAD IMPROVEMENTS
J4241	J4241-FY2011 US RT 1 RT 175 to MONTEVIDEO ROAD
N3957	N3957-FY2003 TROY PARK & HISTORIC REHABILITATION
S6281	S6281-FY2013 DORSEY GUILFORD INTERCEPTOR IMPROVEMENTS

## Scaggsville Area FY 2023 Capital Projects Map

<u>Project#</u>	<u>Name</u>
B3838	B3838-FY2006 PINDELL SCHOOL ROAD BRIDGE (H0-106)

## Western County Area FY 2023 Capital Projects Map

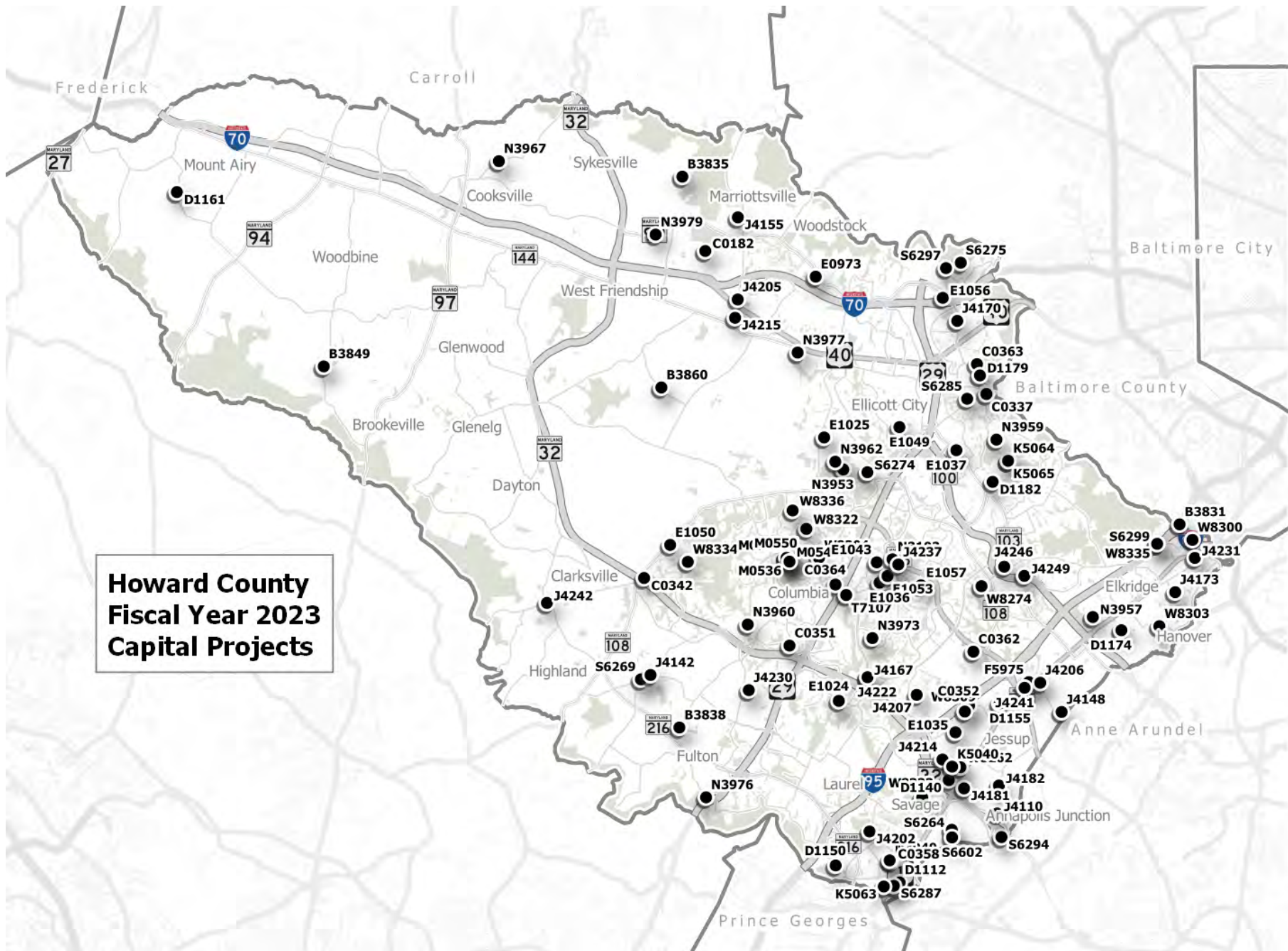
<u>Project#</u>	<u>Name</u>
-----------------	-------------

# Fiscal Year 2023 Budget Summary

---

## Western County Area FY 2023 Capital Projects Map

B3858	B3858-FY2019 PFEFFERKORN ROAD BRIDGE (HO-31)
F5972	F5972-FY2008 RURAL FIRE PROTECTION PROGRAM







**Howard County, MD**  
**FY 2023 Executive Proposed Capital Budget**  
**BRIDGE PROJECTS**

Project Information	Funding Source	Prior Approp.	FY 2023	Total	FY 2024	FY 2025	FY 2026	FY 2027	FY 2028	Total
<b>B3831-FY2007 RIVER ROAD BRIDGE-ROCKBURN (H0-6)</b> A project for the design and construction of a replacement structure for the River Road bridge over Rockburn Branch.	B	1,525	0	1,525	0	0	0	0	0	1,525
	<b>Total</b>	<b>1,525</b>	<b>0</b>	<b>1,525</b>	<b>0</b>	<b>0</b>	<b>0</b>	<b>0</b>	<b>0</b>	<b>1,525</b>
<b>B3835-FY2006 HENRYTON ROAD BRIDGE (H0-105)</b> A project for the design and construction of a replacement bridge for the Henryton Road bridge over a tributary to the Patapsco River.	B	905	0	905	0	0	0	0	0	905
	G	960	0	960	0	0	0	0	0	960
	<b>Total</b>	<b>1,865</b>	<b>0</b>	<b>1,865</b>	<b>0</b>	<b>0</b>	<b>0</b>	<b>0</b>	<b>0</b>	<b>1,865</b>
<b>B3838-FY2006 PINDELL SCHOOL ROAD BRIDGE (H0-106)</b> A project for the design and construction of a replacement structure for the Pindell School Road bridge over Hammond Branch.	B	1,635	750	2,385	0	0	0	0	0	2,385
	<b>Total</b>	<b>1,635</b>	<b>750</b>	<b>2,385</b>	<b>0</b>	<b>0</b>	<b>0</b>	<b>0</b>	<b>0</b>	<b>2,385</b>
<b>B3849-FY1996 DAISY ROAD BRIDGE (H0-38)</b> A project for the design and construction of a replacement bridge and roadway tie-ins.	B	832	0	832	0	0	0	0	0	832
	D	42	0	42	0	0	0	0	0	42
	G	1,660	0	1,660	0	0	0	0	0	1,660
	P	65	0	65	0	0	0	0	0	65
	<b>Total</b>	<b>2,599</b>	<b>0</b>	<b>2,599</b>	<b>0</b>	<b>0</b>	<b>0</b>	<b>0</b>	<b>0</b>	<b>2,599</b>
<b>B3850-FY2001 STRUCTURE INSPECTION PROGRAM</b> A project to inspect Howard County bridges in accordance with the federally mandated National Bridge Inspection Standards.	B	200	0	200	0	0	0	0	0	200
	P	2,630	0	2,630	500	500	500	300	300	4,730
	<b>Total</b>	<b>2,830</b>	<b>0</b>	<b>2,830</b>	<b>500</b>	<b>500</b>	<b>500</b>	<b>300</b>	<b>300</b>	<b>4,930</b>

**Howard County, MD**  
**FY 2023 Executive Proposed Capital Budget**  
**BRIDGE PROJECTS**

Project Information	Funding Source	Prior Approp.	FY 2023	Total	FY 2024	FY 2025	FY 2026	FY 2027	FY 2028	Total
<b>B3853-FY2000 EMERGENCY STRUCTURE RECONSTRUCTION</b>	B	6,155	500	6,655	500	500	500	500	750	9,405
A fund for Howard County to undertake construction and repair of bridges, culverts and retaining walls requiring prompt action.	G	1,550	0	1,550	0	0	0	0	0	1,550
	O	30	0	30	0	0	0	0	0	30
	P	44	0	44	0	0	0	0	0	44
	<b>Total</b>	<b>7,779</b>	<b>500</b>	<b>8,279</b>	<b>500</b>	<b>500</b>	<b>500</b>	<b>500</b>	<b>750</b>	<b>11,029</b>
<b>B3857-FY2001 SYSTEMIC STRUCTURE IMPROVEMENTS</b>	B	2,480	0	2,480	500	500	0	0	0	3,480
A project for specialized renovation items for bridges and retaining walls throughout the County.	G	6,000	0	6,000	0	0	0	0	0	6,000
	P	516	0	516	0	0	0	0	0	516
	<b>Total</b>	<b>8,996</b>	<b>0</b>	<b>8,996</b>	<b>500</b>	<b>500</b>	<b>0</b>	<b>0</b>	<b>0</b>	<b>9,996</b>
<b>B3858-FY2019 PFEFFERKORN ROAD BRIDGE (H0-31)</b>	B	325	100	425	900	0	0	0	0	1,325
A project for the design and construction of a bridge replacement for Pfefferkorn Road over Middle Patuxent River.	<b>Total</b>	<b>325</b>	<b>100</b>	<b>425</b>	<b>900</b>	<b>0</b>	<b>0</b>	<b>0</b>	<b>0</b>	<b>1,325</b>
<b>B3860-FY2016 CARROLL MILL ROAD BRIDGE REPLACEMENT (H0-23)</b>	B	400	240	640	0	0	0	0	0	640
A project for the design and construction of a replacement structure for the Carroll Mill Road bridge over Benson Branch.	G	0	960	960	0	0	0	0	0	960
	<b>Total</b>	<b>400</b>	<b>1,200</b>	<b>1,600</b>	<b>0</b>	<b>0</b>	<b>0</b>	<b>0</b>	<b>0</b>	<b>1,600</b>
<b>B3862-FY2013 RETAINING WALLS</b>	B	1,850	0	1,850	0	0	0	0	0	1,850
A Countywide project for the repair, re-conditioning and development of new retaining walls.	G	1,100	0	1,100	0	0	0	0	0	1,100
	<b>Total</b>	<b>2,950</b>	<b>0</b>	<b>2,950</b>	<b>0</b>	<b>0</b>	<b>0</b>	<b>0</b>	<b>0</b>	<b>2,950</b>
<b>BRIDGE PROJECTS Total</b>		<b>30,904</b>	<b>2,550</b>	<b>33,454</b>	<b>2,400</b>	<b>1,500</b>	<b>1,000</b>	<b>800</b>	<b>1,050</b>	<b>40,204</b>

**Howard County, MD**  
**FY 2023 Executive Proposed Capital Budget (\$000)**  
**BRIDGE PROJECTS**

	<b>Revenue Source</b>	<b>Prior Total</b>	<b>Current FY</b>	<b>Appropriation Total</b>
B	BONDS	16,307	1,590	17,897
D	DEVELOPER CONTRIBUTION	42	0	42
G	GRANTS	11,270	960	12,230
O	OTHER SOURCES	30	0	30
P	PAY AS YOU GO	3,255	0	3,255
<b>Total</b>		<b>30,904</b>	<b>2,550</b>	<b>33,454</b>



**Howard County, MD**  
**FY 2023 Executive Proposed 5 Year Capital Budget Project Type Summary**  
**BRIDGE PROJECTS**

<b>Revenue Source</b>		<b>Prior Approp</b>	<b>Current FY</b>	<b>2024</b>	<b>2025</b>	<b>2026</b>	<b>2027</b>	<b>2028</b>	<b>Total</b>
B	BONDS	16,307	1,590	1,900	1,000	500	500	750	22,547
D	DEVELOPER CONTRIBUTION	42	0	0	0	0	0	0	42
G	GRANTS	11,270	960	0	0	0	0	0	12,230
O	OTHER SOURCES	30	0	0	0	0	0	0	30
P	PAY AS YOU GO	3,255	0	500	500	500	300	300	5,355
<b>Total</b>		<b>30,904</b>	<b>2,550</b>	<b>2,400</b>	<b>1,500</b>	<b>1,000</b>	<b>800</b>	<b>1,050</b>	<b>40,204</b>

## Project: B3831-FY2007 RIVER ROAD BRIDGE-ROCKBURN (H0-6)

### Description

A project for the design and construction of a replacement structure for the River Road bridge over Rockburn Branch. River Road is classified as a local road in the Plan Howard 2030.

### Justification

The existing bridge is 26 feet long with 20 feet of pavement in a 30-foot right-of-way and is currently posted for 13 tons. The bridge is functionally obsolete due to its posted weight limit and narrow width.

### Remarks

1. This bridge is not eligible for Federal Bridge Rehabilitation/Replacement Funds.
2. Project to be designed under scenic road guidelines.
3. Land acquisition requires park property.

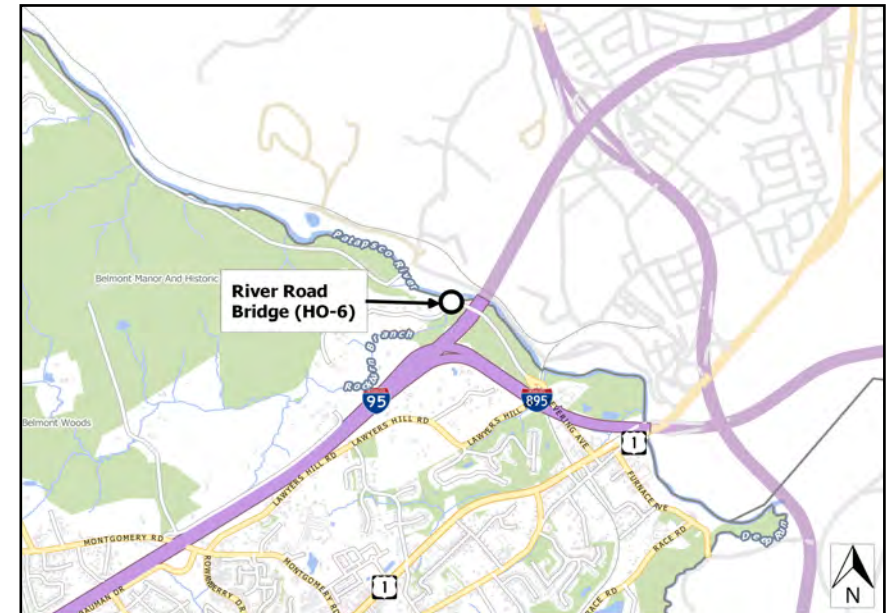
### Project Schedule

FY23 - Construction  
 FY24 - Close

### Operating Budget Impact

Estimated annual maintenance costs upon completion: Decrease.

FY2023 Bonds - Annual Debt Service Payment	0
FY2023 Bonds - 20-Year Total Debt Service Payment	0
Total Project Bonds - Annual Debt Service Payment	116,441
Total Project Bonds - 20-Year Total Debt Service Payment	2,328,820



# Fiscal 2023 Capital Budget

# BRIDGE PROJECTS

## Project: B3831-FY2007 RIVER ROAD BRIDGE-ROCKBURN (H0-6)

(In Thousands)	Five Year Capital Program										Master Plan			
	Prior Appr.	FY2023 Budget	Appr. Total	Fiscal 2024	Fiscal 2025	Fiscal 2026	Fiscal 2027	Fiscal 2028	Sub Total	Fiscal 2029	Fiscal 2030	Fiscal 2031	Fiscal 2032	Total Project
PLANS & ENGINEERING	490	0	490	0	0	0	0	0	0	0	0	0	0	490
LAND ACQUISITION	30	0	30	0	0	0	0	0	0	0	0	0	0	30
CONSTRUCTION	1,000	0	1,000	0	0	0	0	0	0	0	0	0	0	1,000
ADMINISTRATION	5	0	5	0	0	0	0	0	0	0	0	0	0	5
<b>Total Expenditures</b>	<b>1,525</b>	<b>0</b>	<b>1,525</b>	<b>0</b>	<b>0</b>	<b>0</b>	<b>0</b>	<b>0</b>	<b>0</b>	<b>0</b>	<b>0</b>	<b>0</b>	<b>0</b>	<b>1,525</b>
BONDS	1,525	0	1,525	0	0	0	0	0	0	0	0	0	0	1,525
<b>Total Funding</b>	<b>1,525</b>	<b>0</b>	<b>1,525</b>	<b>0</b>	<b>0</b>	<b>0</b>	<b>0</b>	<b>0</b>	<b>0</b>	<b>0</b>	<b>0</b>	<b>0</b>	<b>0</b>	<b>1,525</b>

**\$1,446,108 spent and encumbered through February 2022**

**\$353,822 spent and encumbered through February 2021**

**Project Status** FY22 - Construction advertisement.

FY 2022 Budget	1,525	0	<b>1,525</b>	0	0	0	0	0	<b>0</b>	0	0	0		<b>1,525</b>
Difference 2022 / 2023	0	0	<b>0</b>	0	0	0	0	0	<b>0</b>	0	0	0	0	<b>0</b>

None.

## Project: B3835-FY2006 HENRYTON ROAD BRIDGE (H0-105)

### Description

A project for the design and construction of a replacement bridge for the Henryton Road bridge over a tributary to the Patapsco River. Henryton Road is classified as a local road in the Plan Howard 2030.

### Justification

The existing bridge is 40 feet long with 25 feet of pavement in a 30-foot right-of-way and is currently posted for 12 tons. The new structure will be wider to meet AASHTO and County Standards.

### Remarks

1. Grant represents Federal Bridge Rehabilitation and Replacement funds.
2. Scenic road characteristics will be preserved in the improvements.

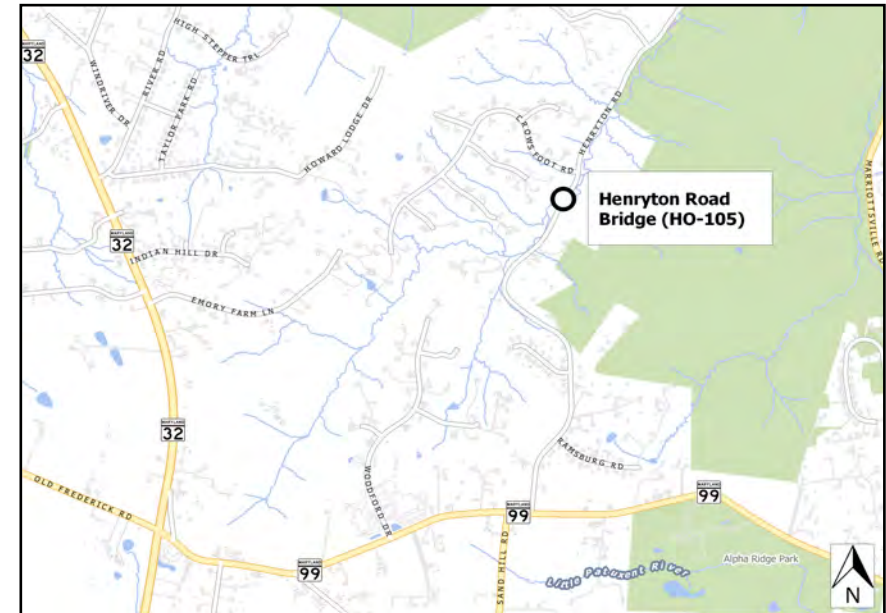
### Project Schedule

FY23 - Construction  
 FY24 - Close

### Operating Budget Impact

Estimated annual maintenance costs upon completion: Decrease.

FY2023 Bonds - Annual Debt Service Payment	0
FY2023 Bonds - 20-Year Total Debt Service Payment	0
Total Project Bonds - Annual Debt Service Payment	69,101
Total Project Bonds - 20-Year Total Debt Service Payment	1,382,021





# Fiscal 2023 Capital Budget

# BRIDGE PROJECTS

## Project: B3835-FY2006 HENRYTON ROAD BRIDGE (H0-105)

(In Thousands)	Five Year Capital Program										Master Plan			
	Prior Appr.	FY2023 Budget	Appr. Total	Fiscal 2024	Fiscal 2025	Fiscal 2026	Fiscal 2027	Fiscal 2028	Sub Total	Fiscal 2029	Fiscal 2030	Fiscal 2031	Fiscal 2032	Total Project
PLANS & ENGINEERING	450	0	450	0	0	0	0	0	0	0	0	0	0	450
LAND ACQUISITION	25	0	25	0	0	0	0	0	0	0	0	0	0	25
CONSTRUCTION	1,350	0	1,350	0	0	0	0	0	0	0	0	0	0	1,350
ADMINISTRATION	40	0	40	0	0	0	0	0	0	0	0	0	0	40
<b>Total Expenditures</b>	<b>1,865</b>	<b>0</b>	<b>1,865</b>	<b>0</b>	<b>0</b>	<b>0</b>	<b>0</b>	<b>0</b>	<b>0</b>	<b>0</b>	<b>0</b>	<b>0</b>	<b>0</b>	<b>1,865</b>
BONDS	905	0	905	0	0	0	0	0	0	0	0	0	0	905
GRANTS	960	0	960	0	0	0	0	0	0	0	0	0	0	960
<b>Total Funding</b>	<b>1,865</b>	<b>0</b>	<b>1,865</b>	<b>0</b>	<b>0</b>	<b>0</b>	<b>0</b>	<b>0</b>	<b>0</b>	<b>0</b>	<b>0</b>	<b>0</b>	<b>0</b>	<b>1,865</b>

**\$553,747 spent and encumbered through February 2022**

**\$630,947 spent and encumbered through February 2021**

**Project Status** FY22 - Construction advertisement (pending Federal Aid approval)

FY 2022 Budget	1,865	0	<b>1,865</b>	0	0	0	0	0	<b>0</b>	0	0	0		<b>1,865</b>
Difference 2022 / 2023	0	0	<b>0</b>	0	0	0	0	0	<b>0</b>	0	0	0	0	<b>0</b>

None.

## Project: B3838-FY2006 PINDELL SCHOOL ROAD BRIDGE (H0-106)

### Description

A project for the design and construction of a replacement structure for the Pindell School Road bridge over Hammond Branch. Pindell School Road is classified as a minor collector in the Plan Howard 2030.

### Justification

The existing bridge is 22 feet long with 23 feet of pavement in a 30-foot right-of-way and is currently posted for 16 tons. The new structure will be wider to meet AASHTO and County standards.

### Remarks

1. This bridge is not eligible for Federal Bridge Rehabilitation|Replacement Funds.
2. Request represents latest engineer's estimate.

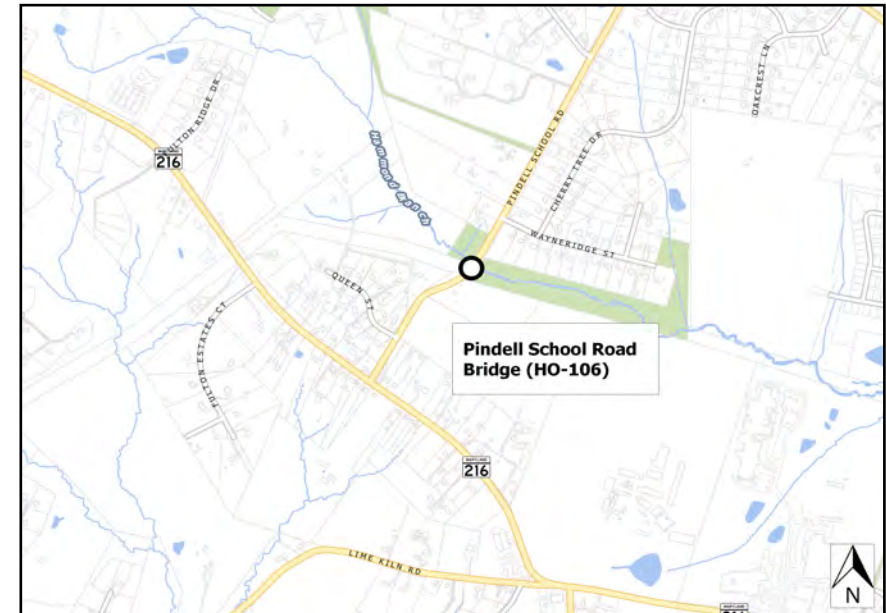
### Project Schedule

FY23 - Construction  
 FY24 - Close

### Operating Budget Impact

Estimated annual maintenance costs upon completion: Decrease.

FY2023 Bonds - Annual Debt Service Payment	57,266
FY2023 Bonds - 20-Year Total Debt Service Payment	1,145,321
Total Project Bonds - Annual Debt Service Payment	182,106
Total Project Bonds - 20-Year Total Debt Service Payment	3,642,122



# Fiscal 2023 Capital Budget

# BRIDGE PROJECTS

## Project: B3838-FY2006 PINDELL SCHOOL ROAD BRIDGE (H0-106)

(In Thousands)	Five Year Capital Program									Master Plan				
	Prior Appr.	FY2023 Budget	Appr. Total	Fiscal 2024	Fiscal 2025	Fiscal 2026	Fiscal 2027	Fiscal 2028	Sub Total	Fiscal 2029	Fiscal 2030	Fiscal 2031	Fiscal 2032	Total Project
PLANS & ENGINEERING	355	0	355	0	0	0	0	0	0	0	0	0	0	355
LAND ACQUISITION	30	0	30	0	0	0	0	0	0	0	0	0	0	30
CONSTRUCTION	1,250	750	2,000	0	0	0	0	0	0	0	0	0	0	2,000
<b>Total Expenditures</b>	<b>1,635</b>	<b>750</b>	<b>2,385</b>	<b>0</b>	<b>0</b>	<b>0</b>	<b>0</b>	<b>0</b>	<b>0</b>	<b>0</b>	<b>0</b>	<b>0</b>	<b>0</b>	<b>2,385</b>
BONDS	1,635	750	2,385	0	0	0	0	0	0	0	0	0	0	2,385
<b>Total Funding</b>	<b>1,635</b>	<b>750</b>	<b>2,385</b>	<b>0</b>	<b>0</b>	<b>0</b>	<b>0</b>	<b>0</b>	<b>0</b>	<b>0</b>	<b>0</b>	<b>0</b>	<b>0</b>	<b>2,385</b>

**\$326,935 spent and encumbered through February 2022**

**\$282,201 spent and encumbered through February 2021**

**Project Status** FY22 - Land acquisition and utility relocation underway

FY 2022 Budget	1,635	0	<b>1,635</b>	0	0	0	0	0	<b>0</b>	0	0	0		<b>1,635</b>
Difference 2022 / 2023	0	750	<b>750</b>	0	0	0	0	0	<b>0</b>	0	0	0	0	<b>750</b>

Request represents latest engineer's construction cost estimate.

## Project: B3849-FY1996 DAISY ROAD BRIDGE (H0-38)

### Description

A project for the design and construction of a replacement bridge and roadway tie-ins. The existing bridge is 32 feet long with a clear roadway of 23 feet and has a weight limit of 12 tons. Daisy Road is classified as a major collector in the Plan Howard 2030.

### Justification

This bridge is functionally obsolete due to its narrow width and weight limit. It is on a six-month inspection cycle due to a greater posted load capacity (verified by testing) than would normally be allowed for a bridge of this construction. The new structure will be wider to meet AASHTO and County Standards.

### Remarks

GRANT represents Federal Bridge Rehabilitation and Replacement funds.

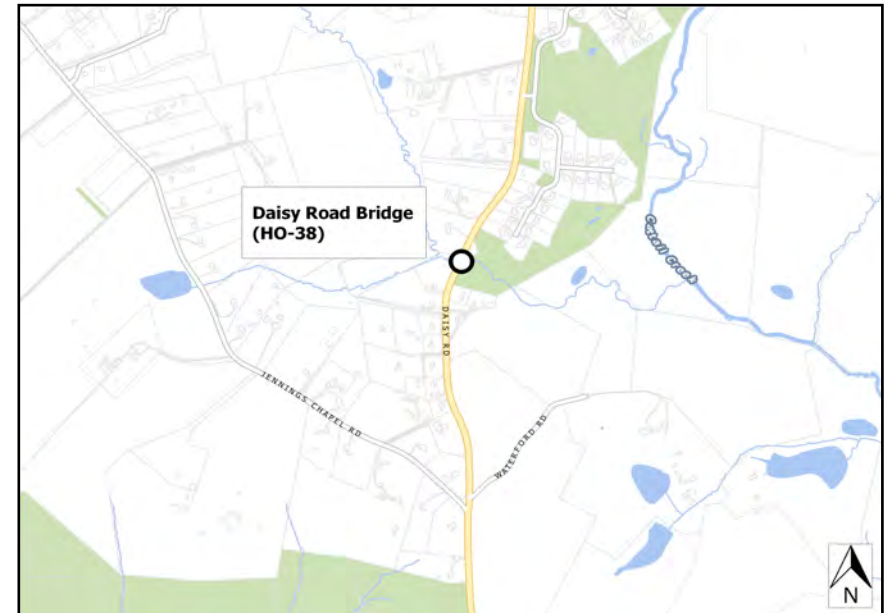
### Project Schedule

FY23 - Construction  
 FY24 - Close

### Operating Budget Impact

Estimated annual maintenance costs upon completion: Decrease.

FY2023 Bonds - Annual Debt Service Payment	0
FY2023 Bonds - 20-Year Total Debt Service Payment	0
Total Project Bonds - Annual Debt Service Payment	63,527
Total Project Bonds - 20-Year Total Debt Service Payment	1,270,543



# Fiscal 2023 Capital Budget

# BRIDGE PROJECTS

## Project: B3849-FY1996 DAISY ROAD BRIDGE (H0-38)

(In Thousands)	Five Year Capital Program										Master Plan			
	Prior Appr.	FY2023 Budget	Appr. Total	Fiscal 2024	Fiscal 2025	Fiscal 2026	Fiscal 2027	Fiscal 2028	Sub Total	Fiscal 2029	Fiscal 2030	Fiscal 2031	Fiscal 2032	Total Project
PLANS & ENGINEERING	245	0	245	0	0	0	0	0	0	0	0	0	0	245
LAND ACQUISITION	75	0	75	0	0	0	0	0	0	0	0	0	0	75
CONSTRUCTION	2,245	0	2,245	0	0	0	0	0	0	0	0	0	0	2,245
ADMINISTRATION	34	0	34	0	0	0	0	0	0	0	0	0	0	34
<b>Total Expenditures</b>	<b>2,599</b>	<b>0</b>	<b>2,599</b>	<b>0</b>	<b>0</b>	<b>0</b>	<b>0</b>	<b>0</b>	<b>0</b>	<b>0</b>	<b>0</b>	<b>0</b>	<b>0</b>	<b>2,599</b>
BONDS	832	0	832	0	0	0	0	0	0	0	0	0	0	832
DEVELOPER CONTRIBUTION	42	0	42	0	0	0	0	0	0	0	0	0	0	42
GRANTS	1,660	0	1,660	0	0	0	0	0	0	0	0	0	0	1,660
PAY AS YOU GO	65	0	65	0	0	0	0	0	0	0	0	0	0	65
<b>Total Funding</b>	<b>2,599</b>	<b>0</b>	<b>2,599</b>	<b>0</b>	<b>0</b>	<b>0</b>	<b>0</b>	<b>0</b>	<b>0</b>	<b>0</b>	<b>0</b>	<b>0</b>	<b>0</b>	<b>2,599</b>

**\$412,242 spent and encumbered through February 2022**

**\$377,280 spent and encumbered through February 2021**

**Project Status** FY22 - Land acquisition and utility relocation underway.

FY 2022 Budget	2,599	0	<b>2,599</b>	0	0	0	0	0	<b>0</b>	0	0	0		<b>2,599</b>
Difference 2022 / 2023	0	0	<b>0</b>	0	0	0	0	0	<b>0</b>	0	0	0	0	<b>0</b>

None.

## Project: B3850-FY2001 STRUCTURE INSPECTION PROGRAM

### Description

A project to inspect Howard County bridges in accordance with the federally mandated National Bridge Inspection Standards. This work includes determining the structural condition and safe load carrying capacity of the structures. County owned retaining walls will also be inspected.

### Justification

Howard County bridges are inspected on a two-year cycle for the safety of the traveling public, to qualify for FHWA Grant funding for all jurisdictional bridges, and to protect Howard County's infrastructure investment.

### Remarks

Number of bridges and culverts requiring inspection has recently increased.

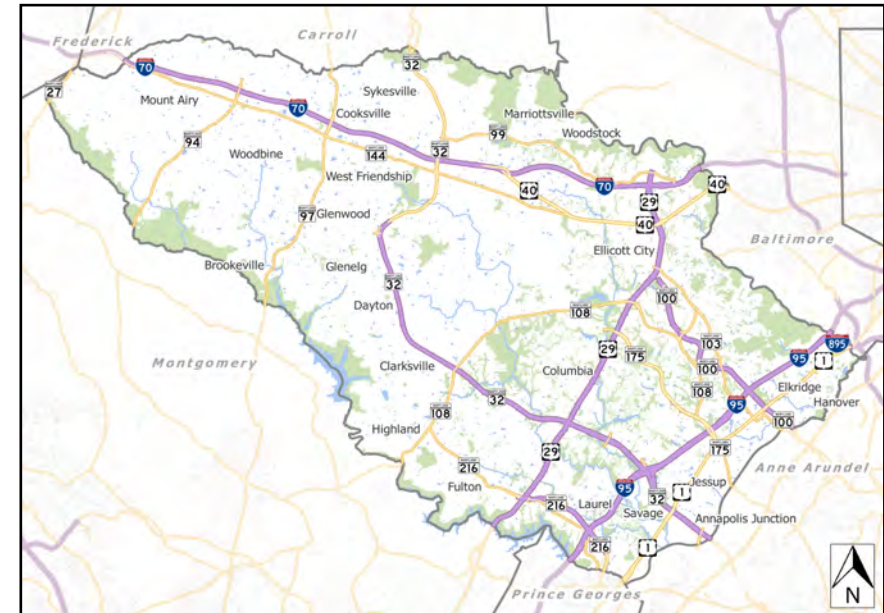
### Project Schedule

Program

### Operating Budget Impact

Estimated annual maintenance costs upon completion: No Change.

FY2023 Bonds - Annual Debt Service Payment	0
FY2023 Bonds - 20-Year Total Debt Service Payment	0
Total Project Bonds - Annual Debt Service Payment	15,271
Total Project Bonds - 20-Year Total Debt Service Payment	305,419



# Fiscal 2023 Capital Budget

# BRIDGE PROJECTS

## Project: B3850-FY2001 STRUCTURE INSPECTION PROGRAM

(In Thousands)	Five Year Capital Program									Master Plan				
	Prior Appr.	FY2023 Budget	Appr. Total	Fiscal 2024	Fiscal 2025	Fiscal 2026	Fiscal 2027	Fiscal 2028	Sub Total	Fiscal 2029	Fiscal 2030	Fiscal 2031	Fiscal 2032	Total Project
PLANS & ENGINEERING	2,800	0	2,800	500	500	500	300	300	2,100	300	300	300	300	6,100
CONSTRUCTION	0	0	0	0	0	0	0	0	0	0	0	0	0	0
ADMINISTRATION	30	0	30	0	0	0	0	0	0	0	0	0	0	30
<b>Total Expenditures</b>	<b>2,830</b>	<b>0</b>	<b>2,830</b>	<b>500</b>	<b>500</b>	<b>500</b>	<b>300</b>	<b>300</b>	<b>2,100</b>	<b>300</b>	<b>300</b>	<b>300</b>	<b>300</b>	<b>6,130</b>
BONDS	200	0	200	0	0	0	0	0	0	0	0	0	0	200
PAY AS YOU GO	2,630	0	2,630	500	500	500	300	300	2,100	300	300	300	300	5,930
<b>Total Funding</b>	<b>2,830</b>	<b>0</b>	<b>2,830</b>	<b>500</b>	<b>500</b>	<b>500</b>	<b>300</b>	<b>300</b>	<b>2,100</b>	<b>300</b>	<b>300</b>	<b>300</b>	<b>300</b>	<b>6,130</b>

**\$2,138,860 spent and encumbered through February 2022**

**\$2,029,210 spent and encumbered through February 2021**

**Project Status** FY22 - Inspections for large structures are ongoing. Small structures inspection contract to be advertised.

FY 2022 Budget	2,830	500	<b>3,330</b>	500	500	500	300	0	<b>1,800</b>	0	0	0		<b>5,130</b>
Difference 2022 / 2023	0	(500)	<b>(500)</b>	0	0	0	0	300	<b>300</b>	300	300	300	300	<b>1,000</b>

Sufficient funding remains to continue ongoing inspections of structures.

## Project: B3853-FY2000 EMERGENCY STRUCTURE RECONSTRUCTION

### Description

A fund for Howard County to undertake construction and repair of bridges, culverts and retaining walls requiring prompt action. Structures may suffer damage as a result of heavy storms or fail due to progressive deterioration or disasters and thereby require immediate action with these design and construction funds.

### Justification

Without this fund, a roadway may be closed for an extended period of time thus creating a major inconvenience to citizens.

### Remarks

1. Grant represents FEMA reimbursement and Federal Bridge Rehabilitation and Replacement funds.
2. OTHER represents Insurance reimbursement.
3. Request represents program advancement.

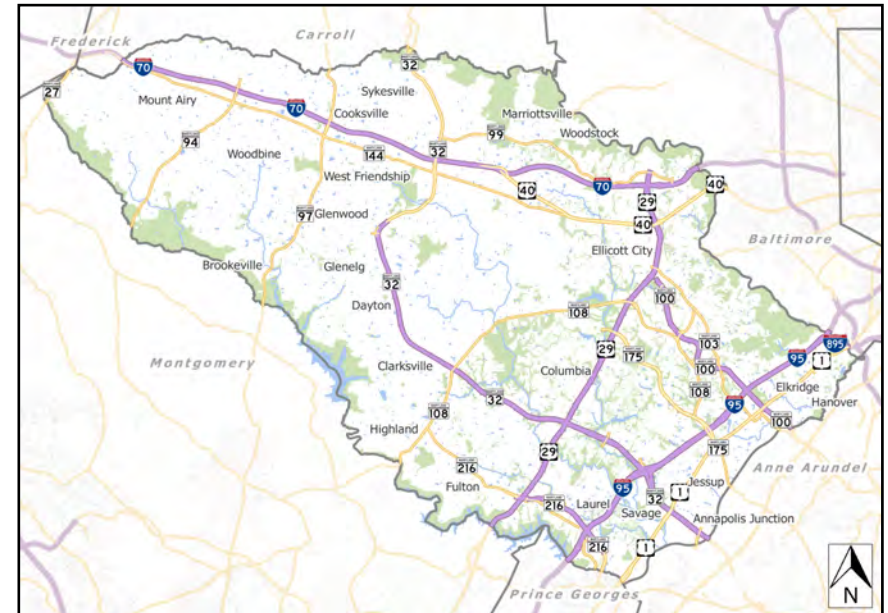
### Project Schedule

Program

### Operating Budget Impact

Estimated annual maintenance costs upon completion: Decrease.

FY2023 Bonds - Annual Debt Service Payment	38,177
FY2023 Bonds - 20-Year Total Debt Service Payment	763,548
Total Project Bonds - Annual Debt Service Payment	870,826
Total Project Bonds - 20-Year Total Debt Service Payment	17,416,520





# Fiscal 2023 Capital Budget

# BRIDGE PROJECTS

## Project: B3853-FY2000 EMERGENCY STRUCTURE RECONSTRUCTION

(In Thousands)	Five Year Capital Program									Master Plan				
	Prior Appr.	FY2023 Budget	Appr. Total	Fiscal 2024	Fiscal 2025	Fiscal 2026	Fiscal 2027	Fiscal 2028	Sub Total	Fiscal 2029	Fiscal 2030	Fiscal 2031	Fiscal 2032	Total Project
PLANS & ENGINEERING	695	0	695	100	100	100	100	200	600	200	200	0	0	1,695
LAND ACQUISITION	165	0	165	0	0	0	0	0	0	0	0	0	0	165
CONSTRUCTION	6,899	500	7,399	400	400	400	400	550	2,150	800	800	0	0	11,149
ADMINISTRATION	20	0	20	0	0	0	0	0	0	0	0	0	0	20
<b>Total Expenditures</b>	<b>7,779</b>	<b>500</b>	<b>8,279</b>	<b>500</b>	<b>500</b>	<b>500</b>	<b>500</b>	<b>750</b>	<b>2,750</b>	<b>1,000</b>	<b>1,000</b>	<b>0</b>	<b>0</b>	<b>13,029</b>
BONDS	6,155	500	6,655	500	500	500	500	750	2,750	1,000	1,000	0	0	11,405
GRANTS	1,550	0	1,550	0	0	0	0	0	0	0	0	0	0	1,550
OTHER SOURCES	30	0	30	0	0	0	0	0	0	0	0	0	0	30
PAY AS YOU GO	44	0	44	0	0	0	0	0	0	0	0	0	0	44
<b>Total Funding</b>	<b>7,779</b>	<b>500</b>	<b>8,279</b>	<b>500</b>	<b>500</b>	<b>500</b>	<b>500</b>	<b>750</b>	<b>2,750</b>	<b>1,000</b>	<b>1,000</b>	<b>0</b>	<b>0</b>	<b>13,029</b>

**\$7,063,223 spent and encumbered through February 2022**

**\$6,781,181 spent and encumbered through February 2021**

**Project Status** FY22 - Projects in progress: Brighton Dam Road bridge repairs design. Cost sharing with Anne Arundel County for Bridge replacements of Hanover Road over Deep Run (AA5006), Furnace Ave. (AA5002) and O'Connor Rd. (AA5009), (HO-111X) Sylvan Lane over Sucker Branch bridge repair.

Projects complete: HO-001X College Ave bridge rehab, Bonnie Branch Rd pavement reconstruction (six locations), bypass reconstruction for HO-105 Henryton Rd bridge, abutment repairs for HO-023 Carroll Mill Rd bridge, HO-075 Foundry Street Bridge Rehabilitation, HO-277 Old Stockbridge Road culvert replacement, River Road culvert and road repairs, HO064 Old Columbia Road bridge parapet repair, Mulligan Hill Ln Retaining wall, Parking Lot E wall, Parking Lot D pedestrian bridge repair, HO112 Cradlerock Way, HO3 Ilchester Rd over Bonnie Branch Rd, HO015 Vollmerhausen Rd, HO126 Snowden River Pkwy, HO162 Landing Rd, HO194 Guilford Rd, HO101X Frederick Rd.

FY 2022 Budget	7,779	0	<b>7,779</b>	500	500	1,000	1,000	1,000	<b>4,000</b>	1,000	1,000	0		<b>13,779</b>
Difference 2022 / 2023	0	500	<b>500</b>	0	0	(500)	(500)	(250)	<b>(1,250)</b>	0	0	0	0	<b>(750)</b>

Additional funding needed to cover unforeseen emergencies involving County structures.



# Fiscal 2023 Capital Budget

# BRIDGE PROJECTS

## Project: B3857-FY2001 SYSTEMIC STRUCTURE IMPROVEMENTS

(In Thousands)	Five Year Capital Program									Master Plan				
	Prior Appr.	FY2023 Budget	Appr. Total	Fiscal 2024	Fiscal 2025	Fiscal 2026	Fiscal 2027	Fiscal 2028	Sub Total	Fiscal 2029	Fiscal 2030	Fiscal 2031	Fiscal 2032	Total Project
PLANS & ENGINEERING	1,360	0	1,360	0	0	0	0	0	0	0	0	0	0	1,360
CONSTRUCTION	7,626	0	7,626	500	500	0	0	0	1,000	0	0	0	0	8,626
ADMINISTRATION	10	0	10	0	0	0	0	0	0	0	0	0	0	10
<b>Total Expenditures</b>	<b>8,996</b>	<b>0</b>	<b>8,996</b>	<b>500</b>	<b>500</b>	<b>0</b>	<b>0</b>	<b>0</b>	<b>1,000</b>	<b>0</b>	<b>0</b>	<b>0</b>	<b>0</b>	<b>9,996</b>
BONDS	2,480	0	2,480	500	500	0	0	0	1,000	0	0	0	0	3,480
GRANTS	6,000	0	6,000	0	0	0	0	0	0	0	0	0	0	6,000
PAY AS YOU GO	516	0	516	0	0	0	0	0	0	0	0	0	0	516
<b>Total Funding</b>	<b>8,996</b>	<b>0</b>	<b>8,996</b>	<b>500</b>	<b>500</b>	<b>0</b>	<b>0</b>	<b>0</b>	<b>1,000</b>	<b>0</b>	<b>0</b>	<b>0</b>	<b>0</b>	<b>9,996</b>

**\$2,497,105 spent and encumbered through February 2022**

**\$2,493,049 spent and encumbered through February 2021**

**Project Status** FY22 - Design is underway to fully replace 1 bridge: Old Montgomery Rd over Lake Elkhorn Branch (HO-055), and rehabilitate 9 bridges: Sheppard Ln over Middle Patuxent River (HO-016), Watersville Rd over Hay Meadow Branch (HO-043), Henryton Rd over Tributary to Patapsco River (HO-053), Tamar Dr over Little Patuxent River Tributary (HO-109), Snowden River Pkwy over Robert Fulton Dr Southbound lane (HO-126), Snowden River Pkwy over Robert Fulton Dr Northbound lane (HO-128), Guilford Dr over Middle Patuxent River (HO-131), Park Circle over Deep Run (HO-141), Broken Land Pkwy over Little Patuxent River (HO-152). Lining of large metal culverts is the next contract for this program.

FY 2022 Budget	8,996	0	<b>8,996</b>	500	500	0	0	0	<b>1,000</b>	0	0	0		<b>9,996</b>
Difference 2022 / 2023	0	0	<b>0</b>	0	0	0	0	0	<b>0</b>	0	0	0	0	<b>0</b>

None.

## Project: B3858-FY2019 PFEFFERKORN ROAD BRIDGE (HO-31)

### Description

A project for the design and construction of a bridge replacement for Pfefferkorn Road over Middle Patuxent River. Pfefferkorn Road is classified as a local road in the Plan Howard 2030.

### Justification

The existing bridge is 36 feet long with 20 feet of pavement in a 30-foot right-of-way and is currently posted for 14 tons and 30 mph. The bridge is functionally obsolete due to its narrow width and posted weight limit.

### Remarks

1. The bridge is not eligible for Federal Bridge Rehabilitation|Reconstruction funds.
2. Scenic road characteristics will be preserved in the improvements.
3. Request represents project advancement.

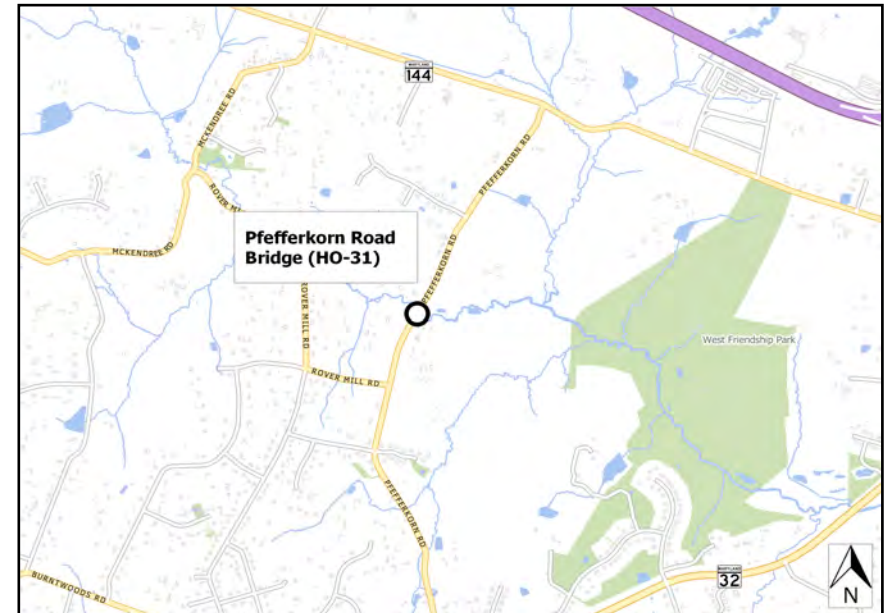
### Project Schedule

- FY22 - Design
- FY23 - Land acquisition
- FY24 - Construction

### Operating Budget Impact

Estimated annual maintenance costs upon completion: Decrease.

FY2023 Bonds - Annual Debt Service Payment	7,635
FY2023 Bonds - 20-Year Total Debt Service Payment	152,710
Total Project Bonds - Annual Debt Service Payment	101,170
Total Project Bonds - 20-Year Total Debt Service Payment	2,023,401



### Explanation of Changes

None.

# Fiscal 2023 Capital Budget

# BRIDGE PROJECTS

## Project: B3858-FY2019 PFEFFERKORN ROAD BRIDGE (HO-31)

(In Thousands)	Five Year Capital Program									Master Plan				
	Prior Appr.	FY2023 Budget	Appr. Total	Fiscal 2024	Fiscal 2025	Fiscal 2026	Fiscal 2027	Fiscal 2028	Sub Total	Fiscal 2029	Fiscal 2030	Fiscal 2031	Fiscal 2032	Total Project
PLANS & ENGINEERING	275	100	375	0	0	0	0	0	0	0	0	0	0	375
LAND ACQUISITION	50	0	50	0	0	0	0	0	0	0	0	0	0	50
CONSTRUCTION	0	0	0	900	0	0	0	0	900	0	0	0	0	900
<b>Total Expenditures</b>	<b>325</b>	<b>100</b>	<b>425</b>	<b>900</b>	<b>0</b>	<b>0</b>	<b>0</b>	<b>0</b>	<b>900</b>	<b>0</b>	<b>0</b>	<b>0</b>	<b>0</b>	<b>1,325</b>
BONDS	325	100	425	900	0	0	0	0	900	0	0	0	0	1,325
<b>Total Funding</b>	<b>325</b>	<b>100</b>	<b>425</b>	<b>900</b>	<b>0</b>	<b>0</b>	<b>0</b>	<b>0</b>	<b>900</b>	<b>0</b>	<b>0</b>	<b>0</b>	<b>0</b>	<b>1,325</b>

**\$242,871 spent and encumbered through February 2022**

**\$242,871 spent and encumbered through February 2021**

**Project Status** FY22 - Project is under design in conjunction with 10 structures funded under Project B3857.

FY 2022 Budget	325	1,000	<b>1,325</b>	0	0	0	0	0	<b>0</b>	0	0	0		<b>1,325</b>
Difference 2022 / 2023	0	(900)	<b>(900)</b>	900	0	0	0	0	<b>900</b>	0	0	0	0	<b>0</b>

Project phasing has been shifted back by one year.

## Project: B3860-FY2016 CARROLL MILL ROAD BRIDGE REPLACEMENT (HO-23)

### Description

A project for the design and construction of a replacement structure for the Carroll Mill Road bridge over Benson Branch. Carroll Mill Road is classified as a minor collector road in the Plan Howard 2030.

### Justification

The deck beams and abutments are deteriorating making the bridge structurally deficient. It is expected that continued deterioration will require the bridge to be posted, decreasing its weight carrying capacity in the future. It is on an increased inspection schedule.

### Remarks

1. Grant represents Federal Bridge Rehabilitation and Replacement funds.
2. Request represents project advancement.

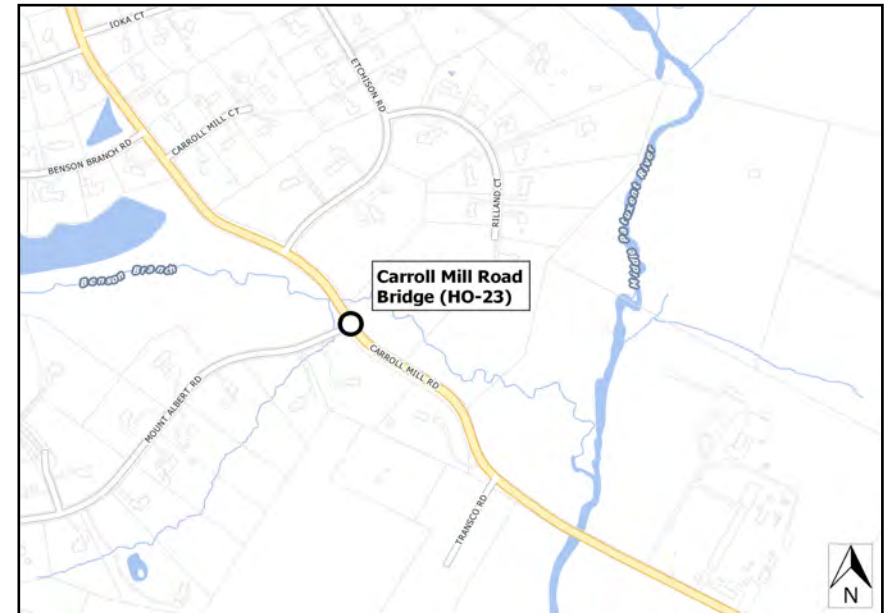
### Project Schedule

FY23 - Land acquisition and Construction  
 FY24 - Close

### Operating Budget Impact

Estimated annual maintenance costs upon completion: Decrease.

FY2023 Bonds - Annual Debt Service Payment	18,325
FY2023 Bonds - 20-Year Total Debt Service Payment	366,503
Total Project Bonds - Annual Debt Service Payment	48,867
Total Project Bonds - 20-Year Total Debt Service Payment	977,341



# Fiscal 2023 Capital Budget

# BRIDGE PROJECTS

## Project: B3860-FY2016 CARROLL MILL ROAD BRIDGE REPLACEMENT (H0-23)

(In Thousands)	Five Year Capital Program										Master Plan			
	Prior Appr.	FY2023 Budget	Appr. Total	Fiscal 2024	Fiscal 2025	Fiscal 2026	Fiscal 2027	Fiscal 2028	Sub Total	Fiscal 2029	Fiscal 2030	Fiscal 2031	Fiscal 2032	Total Project
PLANS & ENGINEERING	300	0	300	0	0	0	0	0	0	0	0	0	0	300
LAND ACQUISITION	100	0	100	0	0	0	0	0	0	0	0	0	0	100
CONSTRUCTION	0	1,200	1,200	0	0	0	0	0	0	0	0	0	0	1,200
<b>Total Expenditures</b>	<b>400</b>	<b>1,200</b>	<b>1,600</b>	<b>0</b>	<b>0</b>	<b>0</b>	<b>0</b>	<b>0</b>	<b>0</b>	<b>0</b>	<b>0</b>	<b>0</b>	<b>0</b>	<b>1,600</b>
BONDS	400	240	640	0	0	0	0	0	0	0	0	0	0	640
GRANTS	0	960	960	0	0	0	0	0	0	0	0	0	0	960
<b>Total Funding</b>	<b>400</b>	<b>1,200</b>	<b>1,600</b>	<b>0</b>	<b>0</b>	<b>0</b>	<b>0</b>	<b>0</b>	<b>0</b>	<b>0</b>	<b>0</b>	<b>0</b>	<b>0</b>	<b>1,600</b>

**\$299,982 spent and encumbered through February 2022**

**\$298,860 spent and encumbered through February 2021**

**Project Status** FY22 - Project is under design

FY 2022 Budget	400	1,200	<b>1,600</b>	0	0	0	0	0	<b>0</b>	0	0	0		<b>1,600</b>
Difference 2022 / 2023	0	0	<b>0</b>	0	0	0	0	0	<b>0</b>	0	0	0	0	<b>0</b>

None.

# Fiscal 2023 Capital Budget

# BRIDGE PROJECTS

## Project: B3862-FY2013 RETAINING WALLS

### Description

A Countywide project for the repair, re-conditioning and development of new retaining walls. It also includes slope stabilization when appropriate. The walls are at various locations both in and extending outside of the county right-of-way and vary in height and length.

### Justification

These retaining walls require extensive rehabilitation or replacement which is beyond the scope of normal highway maintenance. This project may also address areas of slope failure where no wall currently exists.

### Remarks

GRANT represents anticipated Federal Aid and State Aid funding for Woodstock Road reconstruction.

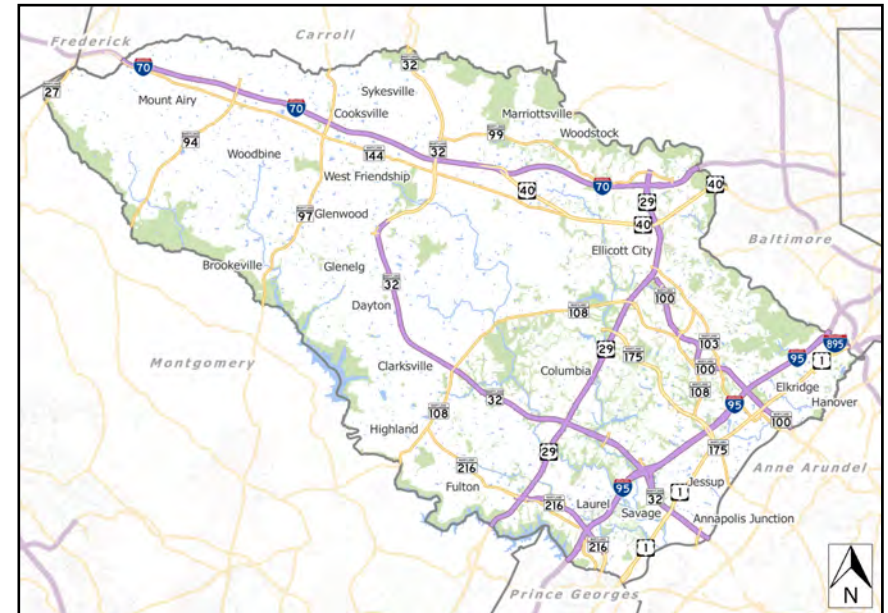
### Project Schedule

Program

### Operating Budget Impact

Estimated annual maintenance costs upon completion: Decrease.

FY2023 Bonds - Annual Debt Service Payment	0
FY2023 Bonds - 20-Year Total Debt Service Payment	0
Total Project Bonds - Annual Debt Service Payment	141,256
Total Project Bonds - 20-Year Total Debt Service Payment	2,825,126





# Fiscal 2023 Capital Budget

# BRIDGE PROJECTS

## Project: B3862-FY2013 RETAINING WALLS

(In Thousands)	Five Year Capital Program										Master Plan			
	Prior Appr.	FY2023 Budget	Appr. Total	Fiscal 2024	Fiscal 2025	Fiscal 2026	Fiscal 2027	Fiscal 2028	Sub Total	Fiscal 2029	Fiscal 2030	Fiscal 2031	Fiscal 2032	Total Project
PLANS & ENGINEERING	360	0	360	0	0	0	0	0	0	0	0	0	0	360
LAND ACQUISITION	70	0	70	0	0	0	0	0	0	0	0	0	0	70
CONSTRUCTION	2,520	0	2,520	0	0	0	0	0	0	0	0	0	0	2,520
<b>Total Expenditures</b>	<b>2,950</b>	<b>0</b>	<b>2,950</b>	<b>0</b>	<b>0</b>	<b>0</b>	<b>0</b>	<b>0</b>	<b>0</b>	<b>0</b>	<b>0</b>	<b>0</b>	<b>0</b>	<b>2,950</b>
BONDS	1,850	0	1,850	0	0	0	0	0	0	0	0	0	0	1,850
GRANTS	1,100	0	1,100	0	0	0	0	0	0	0	0	0	0	1,100
<b>Total Funding</b>	<b>2,950</b>	<b>0</b>	<b>2,950</b>	<b>0</b>	<b>0</b>	<b>0</b>	<b>0</b>	<b>0</b>	<b>0</b>	<b>0</b>	<b>0</b>	<b>0</b>	<b>0</b>	<b>2,950</b>

**\$2,169,600 spent and encumbered through February 2022**

**\$1,989,302 spent and encumbered through February 2021**

**Project Status** FY22 - Relocation of retaining wall at 3877 College Ave underway. Hill Street retaining wall repairs pending (Land acquisition for one property is required.)

Construction complete: Repair to the retaining wall at 3800 Old Columbia Pike, Old Stockbridge Dr wall, Phase I & Phase II - Woodstock Rd wall replacement.

Study Complete: Lawyers Hill slope, Loudon Avenue wall, New Cut Rd wall

FY 2022 Budget	2,950	0	<b>2,950</b>	0	0	0	0	0	<b>0</b>	0	0	0		<b>2,950</b>
Difference 2022 / 2023	0	0	<b>0</b>	0	0	0	0	0	<b>0</b>	0	0	0	0	<b>0</b>

None.



**Howard County, MD**  
**FY 2023 Executive Proposed Capital Budget**  
**GENERAL COUNTY PROJECTS**

Project Information	Funding Source	Prior Approp.	FY 2023	Total	FY 2024	FY 2025	FY 2026	FY 2027	FY 2028	Total
<b>C0182-FY1985 PUBLIC SAFETY EDUCATION CENTER</b> A project for design & construction of a group of facilities for training of public safety employees.	B	27,326	0	27,326	0	0	0	0	0	27,326
	T	250	0	250	0	0	0	0	0	250
	<b>Total</b>	<b>27,576</b>	<b>0</b>	<b>27,576</b>	<b>0</b>	<b>0</b>	<b>0</b>	<b>0</b>	<b>0</b>	<b>0</b>
<b>C0214-C0214-CATEGORY CONTINGENCY FUND</b> The fund is designed for use as a revenue source for Transfers of Appropriation when either construction costs are higher than originally estimated, contributions from grants vary from projections, or engineering must be advanced from future years to the present fiscal year for critical program needs; all subject to Council approval.	G	59,452	0	59,452	10,000	10,000	10,000	10,000	10,000	109,452
	O	8,100	-7,000	1,100	0	0	0	0	0	1,100
	T	1,655	0	1,655	0	0	0	0	0	1,655
	<b>Total</b>	<b>69,207</b>	<b>-7,000</b>	<b>62,207</b>	<b>10,000</b>	<b>10,000</b>	<b>10,000</b>	<b>10,000</b>	<b>10,000</b>	<b>10,000</b>
<b>C0256-ENVIRONMENTAL ASSESSMNT CONTINGENCY FUND</b> Evaluation of environmental conditions of property and buildings which become available for purchase or use prior to a specific capital project being established or which are part of an existing project.	P	646	0	646	50	26	50	26	50	848
	<b>Total</b>	<b>646</b>	<b>0</b>	<b>646</b>	<b>50</b>	<b>26</b>	<b>50</b>	<b>26</b>	<b>50</b>	<b>848</b>
<b>C0285-FY2002 US1 CORRIDOR REVITALIZATION</b> A project to plan, design and implement a series of streetscape, pedestrian, bicycle, transportation and public green space improvements on public property in the US1 Corridor.	B	1,100	0	1,100	0	0	0	0	0	1,100
	G	826	0	826	0	0	0	0	0	826
	O	610	0	610	0	0	0	0	0	610
	<b>Total</b>	<b>2,536</b>	<b>0</b>	<b>2,536</b>	<b>0</b>	<b>0</b>	<b>0</b>	<b>0</b>	<b>0</b>	<b>0</b>
<b>C0299-FY2005 WASTE MANAGEMENT IMPROVEMENTS</b> A project for the design and construction of capital improvements at the Alpha Ridge Solid Waste Facility, New Cut and Carrs Mill Landfills.	B	5,269	0	5,269	0	0	0	0	0	5,269
	O	27,636	250	27,886	4,326	789	1,699	0	3,396	38,096
	P	200	0	200	0	0	0	0	0	200
	<b>Total</b>	<b>33,105</b>	<b>250</b>	<b>33,355</b>	<b>4,326</b>	<b>789</b>	<b>1,699</b>	<b>0</b>	<b>3,396</b>	<b>0</b>

**Howard County, MD**  
**FY 2023 Executive Proposed Capital Budget**  
**GENERAL COUNTY PROJECTS**

Project Information	Funding Source	Prior Approp.	FY 2023	Total	FY 2024	FY 2025	FY 2026	FY 2027	FY 2028	Total
<b>C0301-FY2005 TECHNOLOGY INFRASTRUCTURE UPGRADES</b> This project covers security, infrastructure hardware and network upgrades, as well as life-cycle replacement.	B	27,961	1,000	28,961	1,700	1,700	1,700	1,700	1,700	37,461
	P	885	0	885	0	0	0	0	0	885
	<b>Total</b>	<b>28,846</b>	<b>1,000</b>	<b>29,846</b>	<b>1,700</b>	<b>1,700</b>	<b>1,700</b>	<b>1,700</b>	<b>1,700</b>	<b>1,700</b>
<b>C0311-FY2007 PUBLIC SAFETY RADIO SYSTEM ENHANCEMENTS</b> Enhancement to 800 MHz Motorola Astro P-25 trunking radio system for Public Safety and general government.	B	21,700	600	22,300	0	0	0	0	0	22,300
	L	10,400	0	10,400	0	0	0	0	0	10,400
	O	500	0	500	0	0	0	0	0	500
	<b>Total</b>	<b>32,600</b>	<b>600</b>	<b>33,200</b>	<b>0</b>	<b>0</b>	<b>0</b>	<b>0</b>	<b>0</b>	<b>0</b>
<b>C0312-FY2007 ENTERPRISE RESOURCE PLANNING SYSTEM</b> The County currently is utilizing SAP ERP software solution as the system of Financial Accounting, Purchasing and Utility Water and Sewer billing.	B	10,060	1,000	11,060	800	800	800	800	800	15,060
	C	5,530	0	5,530	0	0	0	0	0	5,530
	P	2,700	0	2,700	0	0	0	0	0	2,700
	<b>Total</b>	<b>18,290</b>	<b>1,000</b>	<b>19,290</b>	<b>800</b>	<b>800</b>	<b>800</b>	<b>800</b>	<b>800</b>	<b>800</b>
<b>C0313-FY2008 ENVIRONMENTAL COMPLIANCE CONSTRUCTION</b> A project to support environmental compliance activities for County Facilities.	B	12,864	0	12,864	479	170	170	170	170	14,023
	P	200	0	200	0	0	0	0	0	200
	<b>Total</b>	<b>13,064</b>	<b>0</b>	<b>13,064</b>	<b>479</b>	<b>170</b>	<b>170</b>	<b>170</b>	<b>170</b>	<b>170</b>
<b>C0315-FY2009 PUBLIC SAFETY SYSTEM ENHANCEMENTS</b> This project will provide a variety of functionality enhancements for the County's existing Public Safety Systems.	B	9,447	750	10,197	600	600	600	600	600	13,197
	O	950	0	950	0	0	0	0	0	950
	<b>Total</b>	<b>10,397</b>	<b>750</b>	<b>11,147</b>	<b>600</b>	<b>600</b>	<b>600</b>	<b>600</b>	<b>600</b>	<b>600</b>

**Howard County, MD**  
**FY 2023 Executive Proposed Capital Budget**  
**GENERAL COUNTY PROJECTS**

Project Information	Funding Source	Prior Approp.	FY 2023	Total	FY 2024	FY 2025	FY 2026	FY 2027	FY 2028	Total
<b>C0317-FY2013 SYSTEMIC FACILITY IMPROVEMENTS</b>	B	70,637	0	70,637	0	0	0	0	0	70,637
A project to improve or upgrade the physical plant of public buildings, their equipment and systems, to replace plants and systems which have deteriorated beyond routine maintenance or provide for system management initiatives.	L	15,000	0	15,000	0	0	0	0	0	15,000
	O	64	0	64	0	0	0	0	0	64
	P	3,000	0	3,000	0	0	0	0	0	3,000
	<b>Total</b>	<b>88,701</b>	<b>0</b>	<b>88,701</b>	<b>0</b>	<b>0</b>	<b>0</b>	<b>0</b>	<b>0</b>	<b>88,701</b>
<b>C0319-FY2010 TAX INCREMENT FINANCING PROJECTS</b>	D	0	500	500	500	500	500	500	500	3,000
A project for funding of tax increment financing projects and other public infrastructure improvements serving Downtown Columbia.	G	0	9,000	9,000	9,000	0	0	0	0	18,000
	OG	0	1,300	1,300	1,300	0	0	0	0	2,600
	TIF	90,000	0	90,000	0	0	0	0	0	90,000
	<b>Total</b>	<b>90,000</b>	<b>10,800</b>	<b>100,800</b>	<b>10,800</b>	<b>500</b>	<b>500</b>	<b>500</b>	<b>500</b>	<b>113,600</b>
<b>C0322-FY2012 CENTRAL FLEET SYSTEMIC IMPROVEMENTS and FUEL SYSTEM</b>	B	5,121	1,010	6,131	1,000	1,000	100	1,880	0	10,111
This is a project to fund improvements to the County's fuel storage, dispensing and monitoring systems, and to improve or upgrade the physical plant of Fleet Equipment.	M	120	790	910	0	0	0	0	0	910
	O	600	0	600	0	0	0	0	0	600
	<b>Total</b>	<b>5,841</b>	<b>1,800</b>	<b>7,641</b>	<b>1,000</b>	<b>1,000</b>	<b>100</b>	<b>1,880</b>	<b>0</b>	<b>11,621</b>
<b>C0324-FY2012 GEODETIC NETWORK AUTOMATION</b>	B	165	60	225	0	0	0	0	0	225
A project to purchase survey global positioning system (GPS) and digital survey equipment.	P	290	25	315	40	0	0	0	0	355
	<b>Total</b>	<b>455</b>	<b>85</b>	<b>540</b>	<b>40</b>	<b>0</b>	<b>0</b>	<b>0</b>	<b>0</b>	<b>580</b>
<b>C0329-FY2012 ENERGY MANAGEMENT/IMPROVEMENTS</b>	B	650	302	952	0	0	200	400	0	1,552
A project to develop a 5-10 year business plan for energy performance optimization.	G	75	345	420	0	0	0	0	0	420
	O	0	115	115	0	0	0	0	0	115
	P	650	0	650	0	0	0	0	0	650
	<b>Total</b>	<b>1,375</b>	<b>762</b>	<b>2,137</b>	<b>0</b>	<b>0</b>	<b>200</b>	<b>400</b>	<b>0</b>	<b>2,737</b>

**Howard County, MD**  
**FY 2023 Executive Proposed Capital Budget**  
**GENERAL COUNTY PROJECTS**

Project Information	Funding Source	Prior Approp.	FY 2023	Total	FY 2024	FY 2025	FY 2026	FY 2027	FY 2028	Total
<b>C0332-FY2014 BUS STOP IMPROVEMENTS</b>	B	240	0	240	0	0	0	0	0	240
A project to implement a series of systemic improvements to the Regional Transportation Agency (RTA) bus stops, as well as bus stops associated with the proposed extension of the Montgomery County FLASH service north to Howard County.	G	450	400	850	0	0	0	0	0	850
	P	820	150	970	50	50	50	50	50	1,220
	<b>Total</b>	<b>1,510</b>	<b>550</b>	<b>2,060</b>	<b>50</b>	<b>50</b>	<b>50</b>	<b>50</b>	<b>50</b>	<b>2,310</b>
<b>C0333-FY2015 DETENTION CENTER RENOVATIONS</b>	B	13,751	3,750	17,501	2,975	850	850	1,020	0	23,196
The Department of Corrections currently is facing severe challenges and regulatory mandates that must be resolved through various renovations until a new facility can be constructed.	P	1,000	0	1,000	0	0	0	0	0	1,000
	<b>Total</b>	<b>14,751</b>	<b>3,750</b>	<b>18,501</b>	<b>2,975</b>	<b>850</b>	<b>850</b>	<b>1,020</b>	<b>0</b>	<b>24,196</b>
<b>C0335-FY2014 COMMUNITY RESOURCES and SERVICES FACILITY/PROGRAM ENHANCEMENTS</b>	B	15,850	0	15,850	740	0	0	0	0	16,590
A project to renovate and expand the facilities for the Department of Community Resources and Services (DCRS).	G	1,000	750	1,750	0	0	0	0	0	1,750
	P	5,555	0	5,555	0	0	0	0	0	5,555
	<b>Total</b>	<b>22,405</b>	<b>750</b>	<b>23,155</b>	<b>740</b>	<b>0</b>	<b>0</b>	<b>0</b>	<b>0</b>	<b>23,895</b>
<b>C0336-FY2014 LANDFILL RESOURCE MANAGEMENT</b>	B	400	0	400	0	0	0	0	0	400
A project for the design and construction of resource improvements at the Alpha Ridge Landfill and Resident's Recycling and Demonstration Center.	P	100	0	100	0	0	0	0	0	100
	<b>Total</b>	<b>500</b>	<b>0</b>	<b>500</b>	<b>0</b>	<b>0</b>	<b>0</b>	<b>0</b>	<b>0</b>	<b>500</b>
<b>C0337-FY2014 ELLICOTT CITY IMPROVEMENTS and ENHANCEMENTS</b>	B	38,675	8,800	47,475	14,450	0	0	0	0	61,925
This is a project to provide a variety of repairs and improvements to public infrastructure and address other community improvements and to make improvements to the downtown and historic district of the Howard County Seat.	D	165	0	165	0	0	0	0	0	165
	G	25,596	12,500	38,096	10,000	0	0	0	0	48,096
	O	5	0	5	0	0	0	0	0	5
	P	6,950	15,050	22,000	0	0	0	0	0	22,000
	R	1,500	0	1,500	0	0	0	0	0	1,500

**Howard County, MD**  
**FY 2023 Executive Proposed Capital Budget**  
**GENERAL COUNTY PROJECTS**

Project Information	Funding Source	Prior Approp.	FY 2023	Total	FY 2024	FY 2025	FY 2026	FY 2027	FY 2028	Total
<b>C0337-FY2014 ELLICOTT CITY IMPROVEMENTS and ENHANCEMENTS</b> This is a project to provide a variety of repairs and im	W	75,000	0	75,000	0	0	0	0	0	75,000
	<b>Total</b>	<b>147,891</b>	<b>36,350</b>	<b>184,241</b>	<b>24,450</b>	<b>0</b>	<b>0</b>	<b>0</b>	<b>0</b>	<b>208,691</b>
<b>C0338-FY2015 BROADBAND INSTALLATIONS</b> The Broadband Installation project will improve the fiber installed through the ICBN grant and extend services to various organizations including adding additional county facilities to our fiber network.	O	3,000	0	3,000	0	0	0	0	0	3,000
	<b>Total</b>	<b>3,000</b>	<b>0</b>	<b>3,000</b>	<b>0</b>	<b>0</b>	<b>0</b>	<b>0</b>	<b>0</b>	<b>3,000</b>
<b>C0339-FY2015 BROADBAND INSTALLATIONS NON-COUNTY GOVERNMENT</b> The Broadband Installation project will extend services to various non-county government organizations including adding facilities to our fiber network.	O	5,000	0	5,000	0	0	0	0	0	5,000
	<b>Total</b>	<b>5,000</b>	<b>0</b>	<b>5,000</b>	<b>0</b>	<b>0</b>	<b>0</b>	<b>0</b>	<b>0</b>	<b>5,000</b>
<b>C0340-FY2015 BROADBAND INSTALLATIONS NON-GOVERNMENT</b> The Broadband Installation project will extend services to non-government facilities to our fiber network.	O	2,000	0	2,000	0	0	0	0	0	2,000
	<b>Total</b>	<b>2,000</b>	<b>0</b>	<b>2,000</b>	<b>0</b>	<b>0</b>	<b>0</b>	<b>0</b>	<b>0</b>	<b>2,000</b>
<b>C0342-CLARKSVILLE PARKING GARAGE</b> This project is for the design, construction and construction management of a parking garage on Clarksville Pike, Clarksville Maryland.	B	0	0	0	0	0	0	0	475	475
	<b>Total</b>	<b>0</b>	<b>0</b>	<b>0</b>	<b>0</b>	<b>0</b>	<b>0</b>	<b>0</b>	<b>475</b>	<b>475</b>
<b>C0348-FY2017 MODERNIZATION OF FLEET AND HIGHWAYS SHOPS</b> A project for the master planning, design, construction of new facilities and renovation of existing County Fleet and Highways Facilities to modernize the facilities.	B	3,615	2,800	6,415	2,300	100	100	100	0	9,015
	<b>Total</b>	<b>3,615</b>	<b>2,800</b>	<b>6,415</b>	<b>2,300</b>	<b>100</b>	<b>100</b>	<b>100</b>	<b>0</b>	<b>9,015</b>

**Howard County, MD**  
**FY 2023 Executive Proposed Capital Budget**  
**GENERAL COUNTY PROJECTS**

Project Information	Funding Source	Prior Approp.	FY 2023	Total	FY 2024	FY 2025	FY 2026	FY 2027	FY 2028	Total
<b>C0349-FY2017 ENVIRONMENTAL COMPLIANCE OPERATIONS</b> A project to support environmental compliance activities for County Facilities.	B	1,058	200	1,258	298	345	241	171	165	2,478
	<b>Total</b>	<b>1,058</b>	<b>200</b>	<b>1,258</b>	<b>298</b>	<b>345</b>	<b>241</b>	<b>171</b>	<b>165</b>	<b>2,478</b>
<b>C0350-FY2017 NEW BUDGET SYSTEM</b> The Budget Application project has been established to purchase and implement a new budget system for improved efficiencies, transparency and presentation.	B	500	0	500	0	0	0	0	0	500
	<b>Total</b>	<b>500</b>	<b>0</b>	<b>500</b>	<b>0</b>	<b>0</b>	<b>0</b>	<b>0</b>	<b>0</b>	<b>500</b>
<b>C0351-FY2017 HARRIET TUBMAN REMEDIATION and RESTORATION</b> This project will provide for Harriet Tubman High School remediation of hazardous containing material such as ACM, lead, PCB, and fuel.	B	5,580	375	5,955	0	0	0	0	0	5,955
	G	1,850	0	1,850	0	0	0	0	0	1,850
	P	1,300	0	1,300	0	0	0	0	0	1,300
	<b>Total</b>	<b>8,730</b>	<b>375</b>	<b>9,105</b>	<b>0</b>	<b>0</b>	<b>0</b>	<b>0</b>	<b>0</b>	<b>0</b>
<b>C0352-FY2017 SITE ACQUISITION FOR SCHOOL SITES AND ELEVATED WATER STORAGE FACILITIES</b> This project establishes a fund for school site acquisition that comes available on the market that meets the future needs of the County specifically to serve the public interest to add or enhance the school system sites for new schools.	B	10,720	0	10,720	0	0	0	0	0	10,720
	M	6,800	0	6,800	0	0	0	0	0	6,800
	O	2,500	0	2,500	0	0	0	0	0	2,500
	P	5,500	0	5,500	0	0	0	0	0	5,500
	<b>Total</b>	<b>25,520</b>	<b>0</b>	<b>25,520</b>	<b>0</b>	<b>0</b>	<b>0</b>	<b>0</b>	<b>0</b>	<b>0</b>
<b>C0353-TRANSIT CENTER</b> A project for site selection, design and construction of a transit center.	B	0	0	0	0	0	0	0	0	0
	O	0	0	0	0	0	0	0	0	0
	OG	0	0	0	0	0	0	0	0	0
	<b>Total</b>	<b>0</b>	<b>0</b>	<b>0</b>	<b>0</b>	<b>0</b>	<b>0</b>	<b>0</b>	<b>0</b>	<b>0</b>



**Howard County, MD**  
**FY 2023 Executive Proposed Capital Budget**  
**GENERAL COUNTY PROJECTS**

Project Information	Funding Source	Prior Approp.	FY 2023	Total	FY 2024	FY 2025	FY 2026	FY 2027	FY 2028	Total
<b>C0354-FY2019 BUILDING ACCESS CONTROL AND SECURITY ENHANCEMENTS</b> This project includes design and implementation of new and improved existing electronic security systems at a number of County facilities.	B	100	500	600	1,000	750	500	500	500	3,850
	<b>Total</b>	<b>100</b>	<b>500</b>	<b>600</b>	<b>1,000</b>	<b>750</b>	<b>500</b>	<b>500</b>	<b>500</b>	<b>3,850</b>
<b>C0358-FY2019 NORTH LAUREL COMMUNITY POOL</b> This project will construct an enclosed swimming pool at North Laurel Park, providing the County with a needed second public pool.	B	100	0	100	0	0	0	14,400	0	14,500
	<b>Total</b>	<b>100</b>	<b>0</b>	<b>100</b>	<b>0</b>	<b>0</b>	<b>0</b>	<b>14,400</b>	<b>0</b>	<b>14,500</b>
<b>C0360-FY2019 REAL ESTATE PLANNING AND DESIGN</b> This project will provide funding for expenses related to potential properties that become available and meet the future needs of the County to serve the public interest and no funded Capital Project exists.	B	500	400	900	0	0	300	0	500	1,700
	<b>Total</b>	<b>500</b>	<b>400</b>	<b>900</b>	<b>0</b>	<b>0</b>	<b>300</b>	<b>0</b>	<b>500</b>	<b>1,700</b>
<b>C0362-FY2019 GATEWAY INNOVATION CENTER RENOVATION</b> A project for renovations of the Gateway Building located at 6751 Columbia Gateway Drive to facilitate the implementation of the Gateway Innovation Center.	G	0	300	300	0	0	0	0	0	300
	O	3,000	0	3,000	0	0	0	0	0	3,000
	OG	1,000	0	1,000	0	0	0	0	0	1,000
	<b>Total</b>	<b>4,000</b>	<b>300</b>	<b>4,300</b>	<b>0</b>	<b>0</b>	<b>0</b>	<b>0</b>	<b>0</b>	<b>4,300</b>
<b>C0363-FY2019 LINWOOD SCHOOL PARKING LOT</b> A project to construct a parking lot adjacent to the Linwood School site located on Martha Bush Drive in Ellicott City.	B	100	0	100	0	0	0	0	0	100
	G	100	0	100	0	0	0	0	0	100
	O	100	0	100	0	0	0	0	0	100
	<b>Total</b>	<b>300</b>	<b>0</b>	<b>300</b>	<b>0</b>	<b>0</b>	<b>0</b>	<b>0</b>	<b>0</b>	<b>300</b>
<b>C0364-FY2021 NEW CULTURAL CENTER</b> This project is to design and build a cultural art center in downtown Columbia.	D	1,000	6,000	7,000	0	0	0	0	0	7,000
	G	500	0	500	0	0	0	0	0	500
	OG	54,652	9,833	64,485	0	0	0	0	0	64,485
	<b>Total</b>	<b>56,152</b>	<b>15,833</b>	<b>71,985</b>	<b>0</b>	<b>0</b>	<b>0</b>	<b>0</b>	<b>0</b>	<b>71,985</b>

**Howard County, MD**  
**FY 2023 Executive Proposed Capital Budget**  
**GENERAL COUNTY PROJECTS**

Project Information	Funding Source	Prior Approp.	FY 2023	Total	FY 2024	FY 2025	FY 2026	FY 2027	FY 2028	Total
<b>C0365 - SYSTEMIC FACILITY IMPROVEMENTS</b> Project to maintain all county facilities managed by the Department of Public Works.	B	3,800	5,650	9,450	5,950	4,800	4,800	4,800	0	29,800
	G	500	250	750	250	0	0	0	0	1,000
	<b>Total</b>	<b>4,300</b>	<b>5,900</b>	<b>10,200</b>	<b>6,200</b>	<b>4,800</b>	<b>4,800</b>	<b>4,800</b>	<b>0</b>	<b>30,800</b>
<b>C0366 - PUBLIC SAFETY TRAINING FACILITIES IMPROVEMENTS</b> Project will make improvements determined by Public safety Master Plan, and as determined necessary for safety.	B	1,555	100	1,655	0	0	0	0	1,000	2,655
	<b>Total</b>	<b>1,555</b>	<b>100</b>	<b>1,655</b>	<b>0</b>	<b>0</b>	<b>0</b>	<b>0</b>	<b>1,000</b>	<b>2,655</b>
<b>C0367 - FY2023 FEDERAL or STATE GRANT FUNDED CAPITAL PROJECTS</b> This project is designed to support spending on infrastructure projects funded by Federal and State grants.	G	0	20,000	20,000	0	0	0	0	0	20,000
	<b>Total</b>	<b>0</b>	<b>20,000</b>	<b>20,000</b>	<b>0</b>	<b>0</b>	<b>0</b>	<b>0</b>	<b>0</b>	<b>20,000</b>
<b>GENERAL COUNTY PROJECTS Total</b>		<b>726,126</b>	<b>97,855</b>	<b>823,981</b>	<b>67,808</b>	<b>22,480</b>	<b>22,660</b>	<b>37,117</b>	<b>19,906</b>	<b>993,952</b>

**Howard County, MD**  
**FY 2023 Executive Proposed Capital Budget (\$000)**  
**GENERAL COUNTY PROJECTS**

	<b>Revenue Source</b>	<b>Prior Total</b>	<b>Current FY</b>	<b>Appropriation Total</b>
B	BONDS	288,844	27,297	316,141
D	DEVELOPER CONTRIBUTION	1,165	6,500	7,665
G	GRANTS	90,349	43,545	133,894
L	LEASE	25,400	0	25,400
M	METRO DISTRICT BOND	6,920	790	7,710
OG	Other GO	55,652	11,133	66,785
O	OTHER SOURCES	54,065	-6,635	47,430
P	PAY AS YOU GO	29,796	15,225	45,021
R	STORMWATER UTILTY FUNDING	1,500	0	1,500
TIF	TIF BONDS	90,000	0	90,000
T	TRANSFER TAX	1,905	0	1,905
C	UTILITY CASH	5,530	0	5,530
W	WATER QUALITY STATE OR FED LOAN	75,000	0	75,000
<b>Total</b>		<b>726,126</b>	<b>97,855</b>	<b>823,981</b>



**Howard County, MD**  
**FY 2023 Executive Proposed 5 Year Capital Budget Project Type Summary**  
**GENERAL COUNTY PROJECTS**

<b>Revenue Source</b>		<b>Prior Approp</b>	<b>Current FY</b>	<b>2024</b>	<b>2025</b>	<b>2026</b>	<b>2027</b>	<b>2028</b>	<b>Total</b>
B	BONDS	288,844	27,297	32,292	11,115	10,361	26,541	5,910	402,360
C	UTILITY CASH	5,530	0	0	0	0	0	0	5,530
D	DEVELOPER CONTRIBUTION	1,165	6,500	500	500	500	500	500	10,165
G	GRANTS	90,349	43,545	29,250	10,000	10,000	10,000	10,000	203,144
L	LEASE	25,400	0	0	0	0	0	0	25,400
M	METRO DISTRICT BOND	6,920	790	0	0	0	0	0	7,710
O	OTHER SOURCES	54,065	-6,635	4,326	789	1,699	0	3,396	57,640
OG	Other GO	55,652	11,133	1,300	0	0	0	0	68,085
P	PAY AS YOU GO	29,796	15,225	140	76	100	76	100	45,513
R	STORMWATER UTILTY FUNDING	1,500	0	0	0	0	0	0	1,500
T	TRANSFER TAX	1,905	0	0	0	0	0	0	1,905
TIF	TIF BONDS	90,000	0	0	0	0	0	0	90,000
W	WATER QUALITY STATE OR FED LOAN	75,000	0	0	0	0	0	0	75,000
<b>Total</b>		<b>726,126</b>	<b>97,855</b>	<b>67,808</b>	<b>22,480</b>	<b>22,660</b>	<b>37,117</b>	<b>19,906</b>	<b>993,952</b>

# Fiscal 2023 Capital Budget

# GENERAL COUNTY PROJECTS

## Project: C0182-FY1985 PUBLIC SAFETY EDUCATION CENTER

### Description

A project for design & construction of a group of facilities for training of public safety employees. Facilities are intended to include a burn building and drill tower, offices, classrooms, laboratories, weapons training facilities, crime scene simulation facilities, ancillary buildings, library & study for emergency service education programs.

### Justification

Firing Range: expansion to meet combined training missions of Police, Sheriff & Dept. of Corrections. Current range was constructed based upon approx. half the number of sworn officers. Demand currently exceeds available capacity & presents operational liabilities with potential for errant rounds to escape insufficient containment berm & travel to significant population centers in proximity. Current measured decibel values are at max. permitted by COMAR. Critical training compromised if progress is not made in establishing both hands-on & classroom training facilities that are co-located.

### Remarks

Firing Range safety modifications transitioning to new Capital Project C0366. Remaining funds in this project will be spent down on environmental study costs.

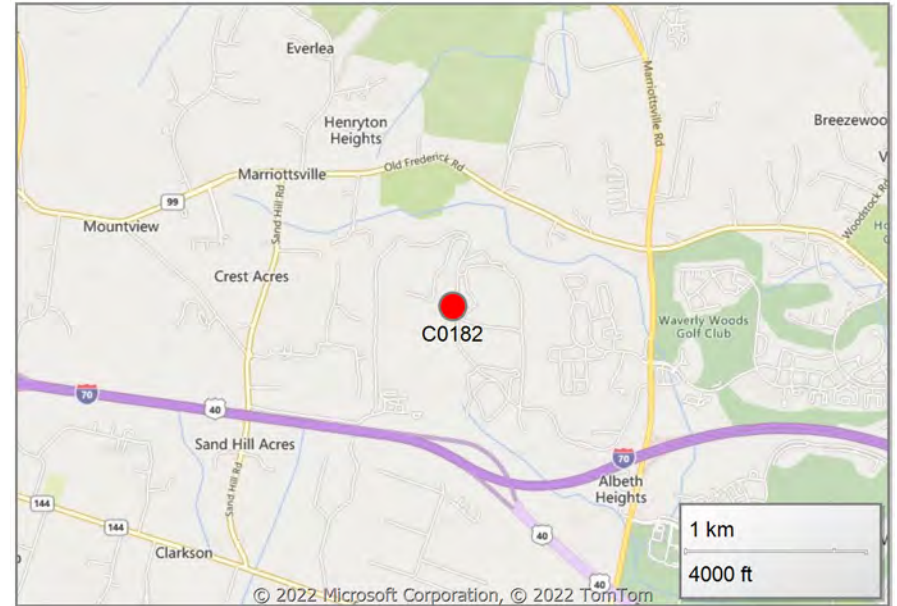
### Project Schedule

FY23 - Project to be closed out.

### Operating Budget Impact

No budget impact

FY2023 Bonds - Annual Debt Service Payment	0
FY2023 Bonds - 20-Year Total Debt Service Payment	0
Total Project Bonds - Annual Debt Service Payment	2,086,470
Total Project Bonds - 20-Year Total Debt Service Payment	41,729,401



# Fiscal 2023 Capital Budget

# GENERAL COUNTY PROJECTS

## Project: C0182-FY1985 PUBLIC SAFETY EDUCATION CENTER

(In Thousands)	Five Year Capital Program										Master Plan			
	Prior Appr.	FY2023 Budget	Appr. Total	Fiscal 2024	Fiscal 2025	Fiscal 2026	Fiscal 2027	Fiscal 2028	Sub Total	Fiscal 2029	Fiscal 2030	Fiscal 2031	Fiscal 2032	Total Project
PLANS & ENGINEERING	3,143	0	3,143	0	0	0	0	0	0	0	0	0	0	3,143
LAND ACQUISITION	945	0	945	0	0	0	0	0	0	0	0	0	0	945
CONSTRUCTION	21,225	0	21,225	0	0	0	0	0	0	0	0	0	0	21,225
ADMINISTRATION	93	0	93	0	0	0	0	0	0	0	0	0	0	93
EQUIPMENT & FURNISHINGS	2,170	0	2,170	0	0	0	0	0	0	0	0	0	0	2,170
<b>Total Expenditures</b>	<b>27,576</b>	<b>0</b>	<b>27,576</b>	<b>0</b>	<b>0</b>	<b>0</b>	<b>0</b>	<b>0</b>	<b>0</b>	<b>0</b>	<b>0</b>	<b>0</b>	<b>0</b>	<b>27,576</b>
BONDS	27,326	0	27,326	0	0	0	0	0	0	0	0	0	0	27,326
TRANSFER TAX	250	0	250	0	0	0	0	0	0	0	0	0	0	250
<b>Total Funding</b>	<b>27,576</b>	<b>0</b>	<b>27,576</b>	<b>0</b>	<b>0</b>	<b>0</b>	<b>0</b>	<b>0</b>	<b>0</b>	<b>0</b>	<b>0</b>	<b>0</b>	<b>0</b>	<b>27,576</b>

**\$27,540,542 spent and encumbered through February 2022**

**\$27,524,661 spent and encumbered through February 2021**

**Project Status** Remaining funds to be spent down in FY22 for environmental studies and related expenses to address Firing Range. Project to be closed out.

FY 2022 Budget	27,576	0	<b>27,576</b>	0	0	0	0	0	<b>0</b>	0	0	0		<b>27,576</b>
Difference 2022 / 2023	0	0	<b>0</b>	0	0	0	0	0	<b>0</b>	0	0	0	0	<b>0</b>

Project schedule changed to spend down remaining funds.

# Fiscal 2023 Capital Budget

# GENERAL COUNTY PROJECTS

## Project: C0214-C0214-CATEGORY CONTINGENCY FUND

### Description

The fund is designed for use as a revenue source for Transfers of Appropriation when either construction costs are higher than originally estimated, contributions from grants vary from projections, or engineering must be advanced from future years to the present fiscal year for critical program needs; all subject to Council approval.

### Justification

This fund will allow for the timely completion of approved projects by contingency funding as-required.

### Remarks

1. GRANT & OTHER funds represent only an appropriation that can be drawn from when an appropriation is needed by a recipient project that is under-appropriated.
2. Prior Appropriation reflects TAO #2- 2006, TAO #1 and #3-2009, TAO #1 and #2-2011, TAO #1, 2 and 3-2014, TAO #1-2018, TAO #1-2019, TAO#1-2021, and TAO #1-2022 transferred \$8M to N3108 for a GRANT award.
3. FY2022 \$1.65 million Fire department Transfer Tax Funding moved into this project from F5976 North Columbia Fire Station project pending land solution.
4. FY2023 \$7M no longer necessary in this project for C0364 New Cultural Center funding.

### Project Schedule

As Required

### Operating Budget Impact

No Operating Impact

FY2023 Bonds - Annual Debt Service Payment	0
FY2023 Bonds - 20-Year Total Debt Service Payment	0
Total Project Bonds - Annual Debt Service Payment	0
Total Project Bonds - 20-Year Total Debt Service Payment	0





# Fiscal 2023 Capital Budget

# GENERAL COUNTY PROJECTS

## Project: C0214-C0214-CATEGORY CONTINGENCY FUND

(In Thousands)	Five Year Capital Program									Master Plan				
	Prior Appr.	FY2023 Budget	Appr. Total	Fiscal 2024	Fiscal 2025	Fiscal 2026	Fiscal 2027	Fiscal 2028	Sub Total	Fiscal 2029	Fiscal 2030	Fiscal 2031	Fiscal 2032	Total Project
PLANS & ENGINEERING	5,876	0	5,876	0	0	0	0	0	0	0	0	0	0	5,876
LAND ACQUISITION	4,323	0	4,323	0	0	0	0	0	0	0	0	0	0	4,323
CONSTRUCTION	57,908	(7,000)	50,908	10,000	10,000	10,000	10,000	10,000	50,000	10,000	10,000	10,000	10,000	140,908
OTHER	1,100	0	1,100	0	0	0	0	0	0	0	0	0	0	1,100
<b>Total Expenditures</b>	<b>69,207</b>	<b>(7,000)</b>	<b>62,207</b>	<b>10,000</b>	<b>10,000</b>	<b>10,000</b>	<b>10,000</b>	<b>10,000</b>	<b>50,000</b>	<b>10,000</b>	<b>10,000</b>	<b>10,000</b>	<b>10,000</b>	<b>152,207</b>
GRANTS	59,452	0	59,452	10,000	10,000	10,000	10,000	10,000	50,000	10,000	10,000	10,000	10,000	149,452
OTHER SOURCES	8,100	(7,000)	1,100	0	0	0	0	0	0	0	0	0	0	1,100
TRANSFER TAX	1,655	0	1,655	0	0	0	0	0	0	0	0	0	0	1,655
<b>Total Funding</b>	<b>69,207</b>	<b>(7,000)</b>	<b>62,207</b>	<b>10,000</b>	<b>10,000</b>	<b>10,000</b>	<b>10,000</b>	<b>10,000</b>	<b>50,000</b>	<b>10,000</b>	<b>10,000</b>	<b>10,000</b>	<b>10,000</b>	<b>152,207</b>

**\$0 spent and encumbered through February 2022**

**\$0 spent and encumbered through February 2021**

### Project Status

FY 2022 Budget	77,207	0	<b>77,207</b>	10,000	0	10,000	0	0	<b>20,000</b>	0	0	0		<b>97,207</b>
Difference 2022 / 2023	(8,000)	(7,000)	<b>(15,000)</b>	0	10,000	0	10,000	10,000	<b>30,000</b>	10,000	10,000	10,000	10,000	<b>55,000</b>

**Project: C0256-ENVIRONMENTAL ASSESSMNT CONTINGENCY FUND**

**Description**

Evaluation of environmental conditions of property and buildings which become available for purchase or use prior to a specific capital project being established or which are part of an existing project. This also applies to purchases under the Acquisition Contingency Fund. Phase I, II and/or III environmental assessments would be completed as necessary to evaluate the properties or buildings and may include various remediation measures under Phase III.

**Justification**

Acquisition of property can result in liability for environmental cleanups. Environmental assessments prior to property acquisition will assist the County in determining fair market value. Environmental assessments and remediation may also be required if problems are identified after acquisition.

**Remarks**

Assessments may be performed which determine that the site is not suitable and no purchase is made.

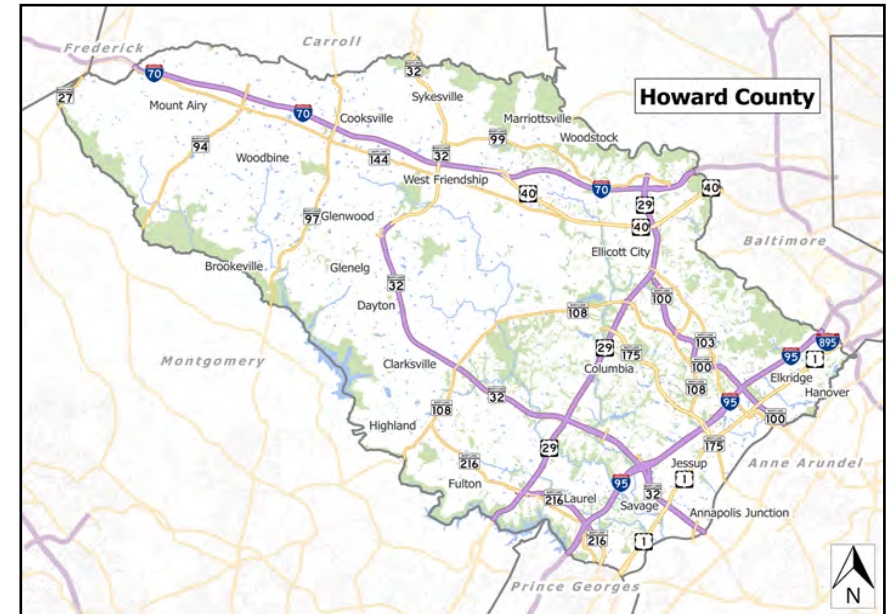
**Project Schedule**

Program

**Operating Budget Impact**

There is no operating cost impact.

FY2023 Bonds - Annual Debt Service Payment	0
FY2023 Bonds - 20-Year Total Debt Service Payment	0
Total Project Bonds - Annual Debt Service Payment	0
Total Project Bonds - 20-Year Total Debt Service Payment	0



# Fiscal 2023 Capital Budget

# GENERAL COUNTY PROJECTS

## Project: C0256-ENVIRONMENTAL ASSESSMNT CONTINGENCY FUND

(In Thousands)	Five Year Capital Program										Master Plan			
	Prior Appr.	FY2023 Budget	Appr. Total	Fiscal 2024	Fiscal 2025	Fiscal 2026	Fiscal 2027	Fiscal 2028	Sub Total	Fiscal 2029	Fiscal 2030	Fiscal 2031	Fiscal 2032	Total Project
PLANS & ENGINEERING	600	0	600	50	0	50	0	50	150	0	50	0	50	850
LAND ACQUISITION	0	0	0	0	0	0	0	0	0	0	0	0	0	0
CONSTRUCTION	46	0	46	0	26	0	26	0	52	26	0	26	0	150
ADMINISTRATION	0	0	0	0	0	0	0	0	0	0	0	0	0	0
<b>Total Expenditures</b>	<b>646</b>	<b>0</b>	<b>646</b>	<b>50</b>	<b>26</b>	<b>50</b>	<b>26</b>	<b>50</b>	<b>202</b>	<b>26</b>	<b>50</b>	<b>26</b>	<b>50</b>	<b>1,000</b>
PAY AS YOU GO	646	0	646	50	26	50	26	50	202	26	50	26	50	1,000
<b>Total Funding</b>	<b>646</b>	<b>0</b>	<b>646</b>	<b>50</b>	<b>26</b>	<b>50</b>	<b>26</b>	<b>50</b>	<b>202</b>	<b>26</b>	<b>50</b>	<b>26</b>	<b>50</b>	<b>1,000</b>

**\$531,809 spent and encumbered through February 2022**

**\$490,325 spent and encumbered through February 2021**

**Project Status** No current projects underway.

FY 2022 Budget	646	26	<b>672</b>	50	26	50	26	50	<b>202</b>	26	50	26		<b>976</b>
Difference 2022 / 2023	0	(26)	<b>(26)</b>	0	0	0	0	0	<b>0</b>	0	0	0	50	<b>24</b>

# Fiscal 2023 Capital Budget

# GENERAL COUNTY PROJECTS

## Project: C0285-FY2002 US1 CORRIDOR REVITALIZATION

### Description

A project to plan, design and implement a series of streetscape, pedestrian, bicycle, transportation and public green space improvements on public property in the US1 Corridor. Acquisition for these improvements may be needed. Funding includes developer contributions. The County will either construct the improvements or have the developers construct the improvements for the County.

### Justification

Revitalization of the US1 Corridor continues to be a priority area under PlanHoward 2030. The purpose is to invest public funds in community enhancement projects that will support and spur revitalization by the private sector, promote economic development and public safety and enhance the quality of life in existing, older neighborhoods in the Corridor. The project implements changes and improvements planned along the entire 11 mile corridor. Larger projects will implement improvements for the public benefit.

### Remarks

1. Future funding for this project determined by the Department of Planning and Zoning based on the outcomes of the Rt 1 Corridor Master Plan and the 2017 US1 Safety Evaluation. The Office of Transportation, through the Safety Evaluation, developed a series of short-term improvements that include crosswalks and sidewalks. The Rt 1 Corridor Master Plan will be target to transportation, infrastructure and economic development strategies. Targeted for completion in late 2019, the plan will guide future funding for this project. In 2018, Howard County commissioned a market analysis of US1. The study identified market issues and suggested that future redevelopment focus on commercial nodes. This study will evaluate conditions to identify market-based development concepts that refine and clarify the Corridor's vision. Once complete, the study will guide implementation efforts and direct future funding for this project.
2. Pedestrian and bicycle improvements to promote public safety and access to State and Howard County public transportation services and MARC rail.
3. OTHER: Developer Contribution relating to CB2-2016.

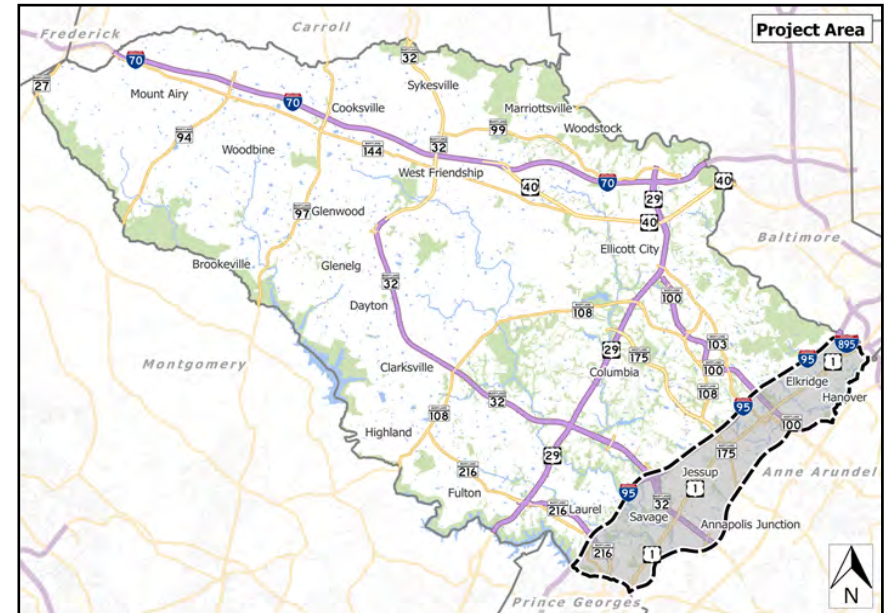
### Project Schedule

- FY21 - Continue implementation of US1 Safety Evaluation Projects
- FY22 - Completion of project design currently underway.
- FY23 - Financial closeout

### Operating Budget Impact

Annual Bond Redemption \$56,250

FY2023 Bonds - Annual Debt Service Payment	0
FY2023 Bonds - 20-Year Total Debt Service Payment	0
Total Project Bonds - Annual Debt Service Payment	83,990
Total Project Bonds - 20-Year Total Debt Service Payment	1,679,805



### Explanation of Changes

No additional funds requested.

# Fiscal 2023 Capital Budget

# GENERAL COUNTY PROJECTS

## Project: C0285-FY2002 US1 CORRIDOR REVITALIZATION

(In Thousands)	Five Year Capital Program										Master Plan			
	Prior Appr.	FY2023 Budget	Appr. Total	Fiscal 2024	Fiscal 2025	Fiscal 2026	Fiscal 2027	Fiscal 2028	Sub Total	Fiscal 2029	Fiscal 2030	Fiscal 2031	Fiscal 2032	Total Project
PLANS & ENGINEERING	1,200	0	1,200	0	0	0	0	0	0	0	0	0	0	1,200
LAND ACQUISITION	0	0	0	0	0	0	0	0	0	0	0	0	0	0
CONSTRUCTION	1,336	0	1,336	0	0	0	0	0	0	0	0	0	0	1,336
ADMINISTRATION	0	0	0	0	0	0	0	0	0	0	0	0	0	0
<b>Total Expenditures</b>	<b>2,536</b>	<b>0</b>	<b>2,536</b>	<b>0</b>	<b>0</b>	<b>0</b>	<b>0</b>	<b>0</b>	<b>0</b>	<b>0</b>	<b>0</b>	<b>0</b>	<b>0</b>	<b>2,536</b>
BONDS	1,100	0	1,100	0	0	0	0	0	0	0	0	0	0	1,100
GRANTS	826	0	826	0	0	0	0	0	0	0	0	0	0	826
OTHER SOURCES	610	0	610	0	0	0	0	0	0	0	0	0	0	610
<b>Total Funding</b>	<b>2,536</b>	<b>0</b>	<b>2,536</b>	<b>0</b>	<b>0</b>	<b>0</b>	<b>0</b>	<b>0</b>	<b>0</b>	<b>0</b>	<b>0</b>	<b>0</b>	<b>0</b>	<b>2,536</b>

**\$2,295,491 spent and encumbered through February 2022**

**\$2,150,221 spent and encumbered through February 2021**

### Project Status

1. Engineering consultant was retained in FY09 to conduct a project planning study for a potential alignment of a section of US1 to accommodate the newly identified right-of-way and improvements. In FY10, SHA and property owners created a plan re alignment and financial obligations.
2. FY12 - Three sidewalk improvements projects constructed totaling \$494,890 utilizing HUD grant and local funds.
3. FY15 - SHA working on preliminary engineering for N Laurel Area improvements.
4. FY16 - Reduction to Grant Funds to align with grants received and spent.
5. FY17 - Property acquisition for construction of sidewalk connectivity improvements near N Laurel Rd, in the median of the southbound lane of US1.
6. FY18-FY19 - Projects to be identified in conjunction with the outcomes of the Washington Boulevard Study.
7. FY20 - Implementation of projects from the US1 Safety Evaluation.
8. FY21 & FY22 - Continued implementation of projects from the US1 Safety Evaluation
9. FY23 - Completion of current project design. Financial close out of Project.

FY 2022 Budget	2,536	0	<b>2,536</b>	0	0	0	0	0	<b>0</b>	0	0	0		<b>2,536</b>
Difference 2022 / 2023	0	0	<b>0</b>	0	0	0	0	0	<b>0</b>	0	0	0	0	<b>0</b>

None.

# Fiscal 2023 Capital Budget

# GENERAL COUNTY PROJECTS

## Project: C0299-FY2005 WASTE MANAGEMENT IMPROVEMENTS

### Description

A project for the design and construction of capital improvements at the Alpha Ridge Solid Waste Facility, New Cut and Carrs Mill Landfills. Scheduled improvements are detailed in the Project Schedule section. Unscheduled improvements may be undertaken based on monitoring results or systems failures.

### Justification

Improvements required to comply with State/Federal regulations, and to provide adequate facilities to serve long term waste management needs.

### Remarks

1. Schedule for construction of new cell and capping of existing cell at landfill dependent on rate at which existing cell reaches capacity.
2. Improvements are for Alpha Ridge Solid Waste Facility except as noted.
3. OTHER funding represents Bonds financed by the Environmental Service Fund.
4. Budget planning assumes waste export through FY28.

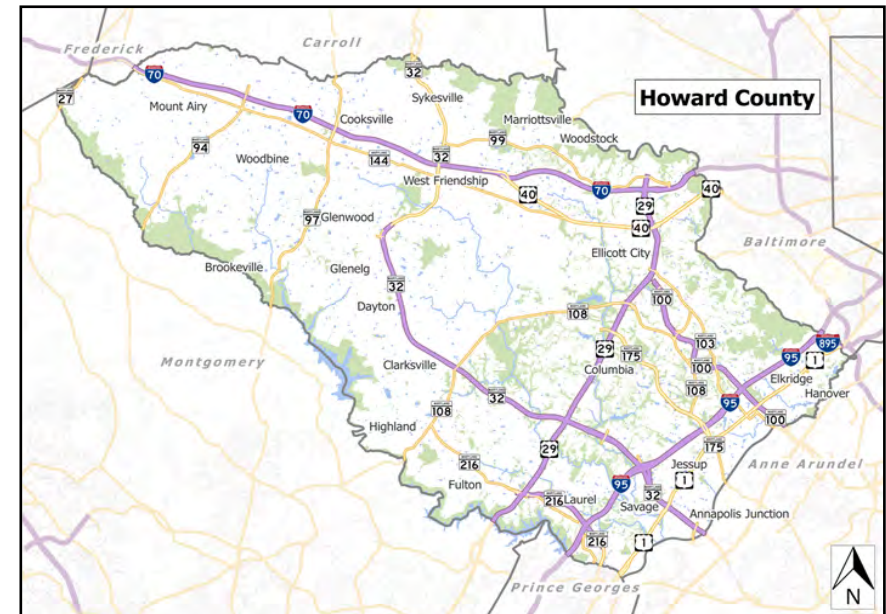
### Project Schedule

FY23-27 - Expand transfer station, expand compost facility, reduce NCL controls further, build scalehouse design construct, stormcept, expand recycle capture  
FY22 - Build compost processing facility, design scalehouse and transfer station expansion, Adopt new scale software leachate upgrades

### Operating Budget Impact

A project for the design and construction of capital improvements at the Alpha Ridge Solid Waste Facility, New Cut and Carrs Mill Landfills. Scheduled improvements are detailed in the Project Schedule section. Unscheduled improvements may be undertaken.

FY2023 Bonds - Annual Debt Service Payment	0
FY2023 Bonds - 20-Year Total Debt Service Payment	0
Total Project Bonds - Annual Debt Service Payment	402,313
Total Project Bonds - 20-Year Total Debt Service Payment	8,046,264



# Fiscal 2023 Capital Budget

# GENERAL COUNTY PROJECTS

## Project: C0299-FY2005 WASTE MANAGEMENT IMPROVEMENTS

(In Thousands)	Five Year Capital Program									Master Plan				
	Prior Appr.	FY2023 Budget	Appr. Total	Fiscal 2024	Fiscal 2025	Fiscal 2026	Fiscal 2027	Fiscal 2028	Sub Total	Fiscal 2029	Fiscal 2030	Fiscal 2031	Fiscal 2032	Total Project
PLANS & ENGINEERING	4,326	250	4,576	0	480	0	0	100	580	80	50	0	0	5,286
LAND ACQUISITION	0	0	0	0	0	0	0	0	0	0	0	0	0	0
CONSTRUCTION	27,574	0	27,574	4,200	300	1,650	0	3,200	9,350	4,500	300	0	0	41,724
ADMINISTRATION	855	0	855	126	9	49	0	96	280	135	9	0	0	1,279
EQUIPMENT & FURNISHINGS	350	0	350	0	0	0	0	0	0	0	0	350	0	700
<b>Total Expenditures</b>	<b>33,105</b>	<b>250</b>	<b>33,355</b>	<b>4,326</b>	<b>789</b>	<b>1,699</b>	<b>0</b>	<b>3,396</b>	<b>10,210</b>	<b>4,715</b>	<b>359</b>	<b>350</b>	<b>0</b>	<b>48,989</b>
BONDS	5,269	0	5,269	0	0	0	0	0	0	0	0	0	0	5,269
OTHER SOURCES	27,636	250	27,886	4,326	789	1,699	0	3,396	10,210	4,715	359	350	0	43,520
PAY AS YOU GO	200	0	200	0	0	0	0	0	0	0	0	0	0	200
<b>Total Funding</b>	<b>33,105</b>	<b>250</b>	<b>33,355</b>	<b>4,326</b>	<b>789</b>	<b>1,699</b>	<b>0</b>	<b>3,396</b>	<b>10,210</b>	<b>4,715</b>	<b>359</b>	<b>350</b>	<b>0</b>	<b>48,989</b>

**\$31,260,660 spent and encumbered through February 2022**

**\$25,999,891 spent and encumbered through February 2021**

**Project Status** FY13-Complete gas to energy system, leachate improvements & LFG capture improvements. Design & begin construction of full scale composting facility. Improve video surveyance. Design office space, gas collection & route truck access improvements. FY14-Complete trailer storage area & groundwater expansion, entrance road improvements, transfer station noise reduction equipment pole barn. Design leachate collection improvements & additional gas capture & continue full scale compost design. FY15-Complete blower 1 replacement, access road construction, compost facility design & construction groundwater system expansion, Construct residential recycling shelters, & maintenance shop yard improvements. FY16-Complete maintenance shop yard improvements, resurface residents` area, design gas capture improvements, replace leachate power back-up. FY17-Construct gas capture improvement, construct next phase of expanded compost facility, design groundwater upgrades. FY18-Construct Phase 2A compost facility, upgrade groundwater recovery at Alpha Ridge & Carrs Mill Landfills, transfer station repair. FY19-Finish FY18 construction, material shelters, design Compost 2B. FY20-Finish shelter construction, scale system upgrades, leachate refurbish, gas valve replacements. FY21-Construct Compost 2B, ARL groundwater rehab, design compost processing building and closed cell regrade, start building construction. FY22-Design new scalehouse, transfer station expansion, rehab leachate system, finish process building, start scalehouse construction.

FY 2022 Budget	33,105	5,297	<b>38,402</b>	4,455	940	515	4,611	350	<b>10,871</b>	4,200	359	0		<b>53,832</b>
Difference 2022 / 2023	0	(5,047)	<b>(5,047)</b>	(129)	(151)	1,184	(4,611)	3,046	<b>(661)</b>	515	0	350	0	<b>(4,843)</b>



## Project: C0301-FY2005 TECHNOLOGY INFRASTRUCTURE UPGRADES

### Description

This project covers security, infrastructure hardware and network upgrades, as well as life-cycle replacement. This includes the engineering assessment & analysis to ensure our computing environment meets the long term county objectives. The project also covers required disaster recovery, secure primary and secondary data centers, video conferencing equipment, and security cameras for the County as well as public WiFi.

### Justification

A secure stable environment is required to support County-wide applications. We will ensure adequate bandwidth, storage, and computing capacity to align with changing needs. We provide redundancy for key applications such as Public Safety. The data centers will be continuously upgraded and modernized to make sure we stay current with industry trends.

### Remarks

This is a systemic IT project that supports the County's goal to maintain a secure and stable computing environment. IT covers security, infrastructure hardware and network capacity expansions, as well as life-cycle replacement. This project also covers our data centers, system recovery, video conferencing and support, security cameras, and public Wi-Fi.

This project covers necessary upgrades to the network, replacements of end of life switch gear County wide, and supports departments as they shift their equipment into the County data center (as appropriate). A new County Website has been launched, we continue to work on the new Council website, the CAD|RMS project is expected to be completed by the end of FY22, and we continue to make network infrastructure upgrades throughout the County as needed.

### Project Schedule

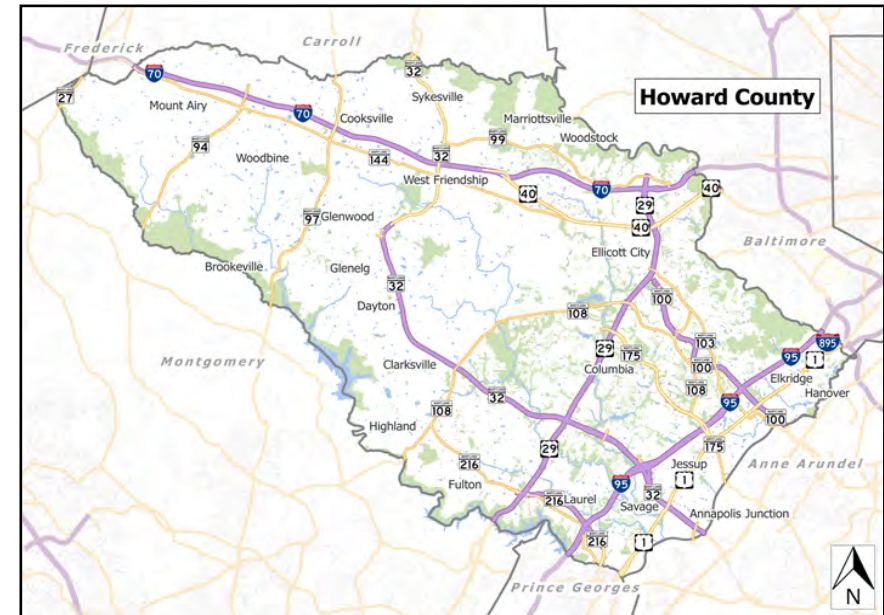
FY22 – We are continuing to upgrade and enhance technology based upon the need for remote work, finalize public safety system upgrades, and replace end of life equipment software.

FY23 – Similar to FY22, we plan to make further enhancements to our infrastructure related to remote work and virtual needs. We will also make upgrades to our security environment by replacing key end of life equipment and implementing additional software protections.

### Operating Budget Impact

Equipment refresh should have negligible impact on the operating budget. However, as demand for computing increases, the expansion will result in an increase in on-going operating expenses. Current estimate is \$200-\$500K.

FY2023 Bonds - Annual Debt Service Payment	76,355
FY2023 Bonds - 20-Year Total Debt Service Payment	1,527,095
Total Project Bonds - Annual Debt Service Payment	2,860,326
Total Project Bonds - 20-Year Total Debt Service Payment	57,206,510





# Fiscal 2023 Capital Budget

# GENERAL COUNTY PROJECTS

## Project: C0301-FY2005 TECHNOLOGY INFRASTRUCTURE UPGRADES

(In Thousands)	Five Year Capital Program									Master Plan				
	Prior Appr.	FY2023 Budget	Appr. Total	Fiscal 2024	Fiscal 2025	Fiscal 2026	Fiscal 2027	Fiscal 2028	Sub Total	Fiscal 2029	Fiscal 2030	Fiscal 2031	Fiscal 2032	Total Project
PLANS & ENGINEERING	12,870	1,000	13,870	1,700	1,700	1,700	1,700	1,700	8,500	0	0	0	0	22,370
LAND ACQUISITION	0	0	0	0	0	0	0	0	0	0	0	0	0	0
CONSTRUCTION	11,931	0	11,931	0	0	0	0	0	0	0	0	0	0	11,931
ADMINISTRATION	265	0	265	0	0	0	0	0	0	0	0	0	0	265
EQUIPMENT & FURNISHINGS	3,780	0	3,780	0	0	0	0	0	0	0	0	0	0	3,780
<b>Total Expenditures</b>	<b>28,846</b>	<b>1,000</b>	<b>29,846</b>	<b>1,700</b>	<b>1,700</b>	<b>1,700</b>	<b>1,700</b>	<b>1,700</b>	<b>8,500</b>	<b>0</b>	<b>0</b>	<b>0</b>	<b>0</b>	<b>38,346</b>
BONDS	27,961	1,000	28,961	1,700	1,700	1,700	1,700	1,700	8,500	0	0	0	0	37,461
PAY AS YOU GO	885	0	885	0	0	0	0	0	0	0	0	0	0	885
<b>Total Funding</b>	<b>28,846</b>	<b>1,000</b>	<b>29,846</b>	<b>1,700</b>	<b>1,700</b>	<b>1,700</b>	<b>1,700</b>	<b>1,700</b>	<b>8,500</b>	<b>0</b>	<b>0</b>	<b>0</b>	<b>0</b>	<b>38,346</b>

**\$26,598,094 spent and encumbered through February 2022**

**\$23,581,093 spent and encumbered through February 2021**

### Project Status

FY22 – Funds requested in FY22 are being used to finalize the new County website, complete work on the CAD|RMS project and replace end of life equipment that is no longer supported.

FY23 – In addition to the remarks made above for this project, we will continue to make improvements to technology and the network based on the need for remote work|virtual service and replace end of life equipment that is no longer supported. We will also use the funding to further enhance the County’s security program.

FY 2022 Budget	28,846	1,800	<b>30,646</b>	1,800	1,800	1,800	1,800	0	<b>7,200</b>	0	0	0	<b>37,846</b>
Difference 2022 / 2023	0	(800)	<b>(800)</b>	(100)	(100)	(100)	(100)	1,700	<b>1,300</b>	0	0	0	<b>500</b>

FY23 estimate (made during FY22 budget) was \$1,800,000

FY23 actual request being made is \$1,000,000

## Project: C0311-FY2007 PUBLIC SAFETY RADIO SYSTEM ENHANCEMENTS

### Description

Enhancement to 800 MHz Motorola Astro P-25 trunking radio system for Public Safety and general government. With ongoing efforts to identify poor coverage areas and maintenance of core radio network.

### Justification

Routers, servers and software replacement is needed to support Public Safety and interoperability radio communications.

### Remarks

1. Fire station VHF paging system refresh, EOC (RACES) antennas replacement, backup portable radio Vertex battery replacement
2. All work to be done in one year
3. OTHER revenue represents Fire Tax Funding

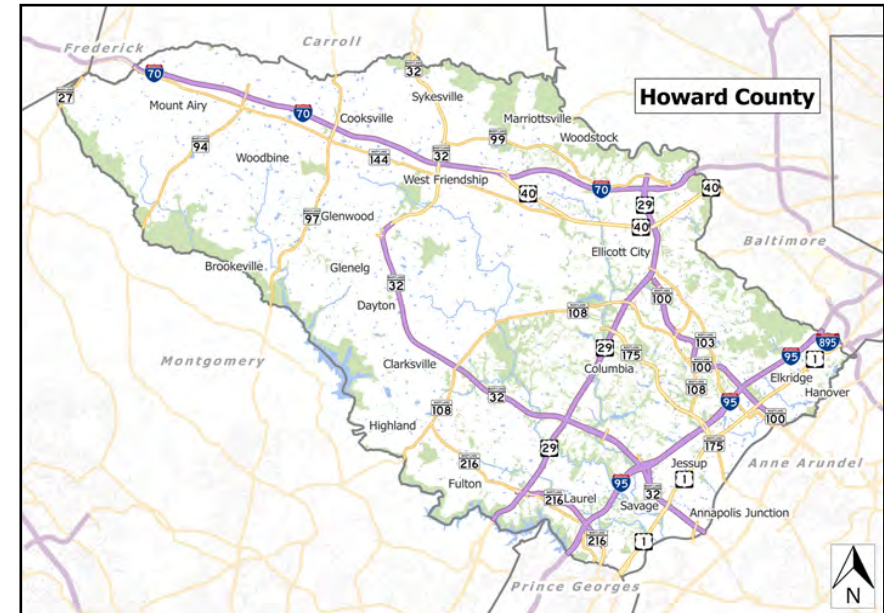
### Project Schedule

FY22 - Replaced Routers, Servers and Software for 800 MHz Radio system Network Core.  
 FY23 - Work noted in the Remarks section is scheduled to be completed in one year.

### Operating Budget Impact

No operating impact

FY2023 Bonds - Annual Debt Service Payment	45,813
FY2023 Bonds - 20-Year Total Debt Service Payment	916,257
Total Project Bonds - Annual Debt Service Payment	1,702,711
Total Project Bonds - 20-Year Total Debt Service Payment	34,054,221



# Fiscal 2023 Capital Budget

# GENERAL COUNTY PROJECTS

## Project: C0311-FY2007 PUBLIC SAFETY RADIO SYSTEM ENHANCEMENTS

(In Thousands)	Five Year Capital Program										Master Plan			
	Prior Appr.	FY2023 Budget	Appr. Total	Fiscal 2024	Fiscal 2025	Fiscal 2026	Fiscal 2027	Fiscal 2028	Sub Total	Fiscal 2029	Fiscal 2030	Fiscal 2031	Fiscal 2032	Total Project
PLANS & ENGINEERING	0	0	0	0	0	0	0	0	0	0	0	0	0	0
LAND ACQUISITION	0	0	0	0	0	0	0	0	0	0	0	0	0	0
CONSTRUCTION	31,500	370	31,870	0	0	0	0	0	0	0	0	0	0	31,870
ADMINISTRATION	0	0	0	0	0	0	0	0	0	0	0	0	0	0
EQUIPMENT & FURNISHINGS	1,100	230	1,330	0	0	0	0	0	0	0	0	0	0	1,330
<b>Total Expenditures</b>	<b>32,600</b>	<b>600</b>	<b>33,200</b>	<b>0</b>	<b>0</b>	<b>0</b>	<b>0</b>	<b>0</b>	<b>0</b>	<b>0</b>	<b>0</b>	<b>0</b>	<b>0</b>	<b>33,200</b>
BONDS	21,700	600	22,300	0	0	0	0	0	0	0	0	0	0	22,300
OTHER SOURCES	500	0	500	0	0	0	0	0	0	0	0	0	0	500
LEASE	10,400	0	10,400	0	0	0	0	0	0	0	0	0	0	10,400
<b>Total Funding</b>	<b>32,600</b>	<b>600</b>	<b>33,200</b>	<b>0</b>	<b>0</b>	<b>0</b>	<b>0</b>	<b>0</b>	<b>0</b>	<b>0</b>	<b>0</b>	<b>0</b>	<b>0</b>	<b>33,200</b>

**\$32,591,263 spent and encumbered through February 2022**

**\$31,433,256 spent and encumbered through February 2021**

### Project Status

FY22 – Replaced Routers, Servers and Software for 800 MHz Radio system Network Core.

FY23 - Fire station VHF paging system refresh, EOC (RACES) antennas replacement, and backup portable radio Vertex battery replacements are expected to be funded and completed in FY23.

FY 2022 Budget	32,600	0	<b>32,600</b>	0	0	0	0	0	<b>0</b>	0	0	0		<b>32,600</b>
Difference 2022 / 2023	0	600	<b>600</b>	0	0	0	0	0	<b>0</b>	0	0	0	0	<b>600</b>

FY23 - estimate (made in FY22) was \$0.

FY23 - actual estimate is \$600,000 due to the need to replace and refresh the fire station VHF alerting system, EOC antennas, and backup portable radio batteries.

## Project: C0312-FY2007 ENTERPRISE RESOURCE PLANNING SYSTEM

### Description

The County currently is utilizing SAP ERP software solution as the system of Financial Accounting, Purchasing and Utility Water and Sewer billing.

### Justification

The first three phases of SAP implementation, including Financial Accounting and Purchasing, Utility billing, and SAP Business Intelligence for Management for reporting and planning have been implemented by the County in prior fiscal years. The County continues to implement SAP functionalities to enhance the performance, efficiency and financial reporting internally. The new functionalities being implemented and planned to be implemented will require augmenting County resources with SAP consultants to provide quick resolution of issues and timely implementations. In parallel County's SAP team is constantly engaged in fixing and continuous process improvement activities that require enhancing, modifying, and developing functionalities to meet changing business and legal accounting needs.

### Remarks

1. The County uses SAP as its ERP for Financial Accounting, Purchasing, Utility Water and Sewer Billing, and Fleet Management.
2. This also included funding for the County-wide Time and Attendance System, which successfully went live in FY21.
3. This project allows us to be able to upgrade, enhance, modify and develop the current and new functionalities in SAP as well the newer Fleet Management and Inventory.
4. An RFP has been issued for the Human Capital System and vendor selection is underway.
5. Planning for SAP upgrade to begin in FY22 and into FY23.

### Project Schedule

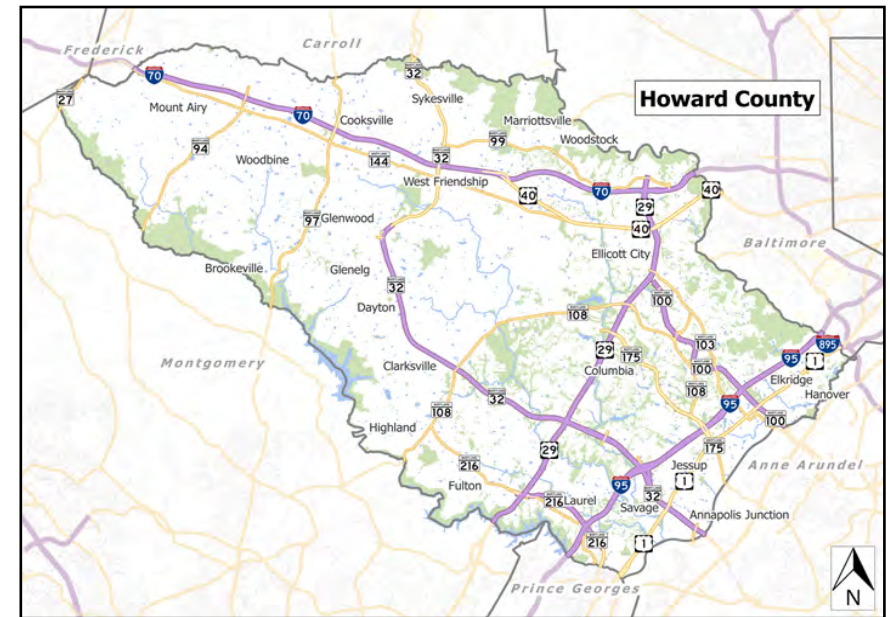
FY22 – An RFP has been issued for the Human Capital System; the project will be underway this fiscal year. Begin planning for upcoming SAP upgrade.

FY23 – Continue the implementation of the Human Capital System. Plan for the upcoming required SAP system upgrade.

### Operating Budget Impact

Human Capital System maintenance costs have been added to the operating budget for future years.

FY2023 Bonds - Annual Debt Service Payment	76,355
FY2023 Bonds - 20-Year Total Debt Service Payment	1,527,095
Total Project Bonds - Annual Debt Service Payment	1,149,903
Total Project Bonds - 20-Year Total Debt Service Payment	22,998,053



# Fiscal 2023 Capital Budget

# GENERAL COUNTY PROJECTS

## Project: C0312-FY2007 ENTERPRISE RESOURCE PLANNING SYSTEM

(In Thousands)	Five Year Capital Program										Master Plan			
	Prior Appr.	FY2023 Budget	Appr. Total	Fiscal 2024	Fiscal 2025	Fiscal 2026	Fiscal 2027	Fiscal 2028	Sub Total	Fiscal 2029	Fiscal 2030	Fiscal 2031	Fiscal 2032	Total Project
PLANS & ENGINEERING	6,900	0	6,900	0	0	0	0	0	0	0	0	0	0	6,900
LAND ACQUISITION	0	0	0	0	0	0	0	0	0	0	0	0	0	0
CONSTRUCTION	4,190	0	4,190	0	0	0	0	0	0	0	0	0	0	4,190
ADMINISTRATION	3,900	1,000	4,900	800	800	800	800	800	4,000	0	0	0	0	8,900
EQUIPMENT & FURNISHINGS	3,300	0	3,300	0	0	0	0	0	0	0	0	0	0	3,300
<b>Total Expenditures</b>	<b>18,290</b>	<b>1,000</b>	<b>19,290</b>	<b>800</b>	<b>800</b>	<b>800</b>	<b>800</b>	<b>800</b>	<b>4,000</b>	<b>0</b>	<b>0</b>	<b>0</b>	<b>0</b>	<b>23,290</b>
BONDS	10,060	1,000	11,060	800	800	800	800	800	4,000	0	0	0	0	15,060
UTILITY CASH	5,530	0	5,530	0	0	0	0	0	0	0	0	0	0	5,530
PAY AS YOU GO	2,700	0	2,700	0	0	0	0	0	0	0	0	0	0	2,700
<b>Total Funding</b>	<b>18,290</b>	<b>1,000</b>	<b>19,290</b>	<b>800</b>	<b>800</b>	<b>800</b>	<b>800</b>	<b>800</b>	<b>4,000</b>	<b>0</b>	<b>0</b>	<b>0</b>	<b>0</b>	<b>23,290</b>

**\$15,526,361 spent and encumbered through February 2022**

**\$15,544,680 spent and encumbered through February 2021**

### Project Status

FY22 – Select a vendor for the Human Capital System and begin implementation. Plan for the SAP system upgrade.

FY23 – Implement and schedule a go live plan for the Human Capital System. Continue planning for the SAP upgrade.

FY 2022 Budget	18,290	600	<b>18,890</b>	600	600	600	600	0	<b>2,400</b>	0	0	0		<b>21,290</b>
Difference 2022 / 2023	0	400	<b>400</b>	200	200	200	200	800	<b>1,600</b>	0	0	0	0	<b>2,000</b>

Estimate of FY23 request was \$600,000. We are requesting \$1,000,000 in FY23.

## Project: C0313-FY2008 ENVIRONMENTAL COMPLIANCE CONSTRUCTION

### Description

A project to support environmental compliance activities for County Facilities. Work may include the study, planning, design and construction of environmental protection and remediation measures.

### Justification

Plans and improvements to comply with Federal|State regulations.

### Remarks

### Project Schedule

FY23 - Construction: Install stormwater treatment systems at Dayton and Mayfield vehicle maintenance shops. Remove USTs and ASTs and remediate contamination as necessary. Install wash pads at two park shops. Install canopies at three vehicle maintenance shop wash pads. Design canopies at three vehicle maintenance shop wash pads..

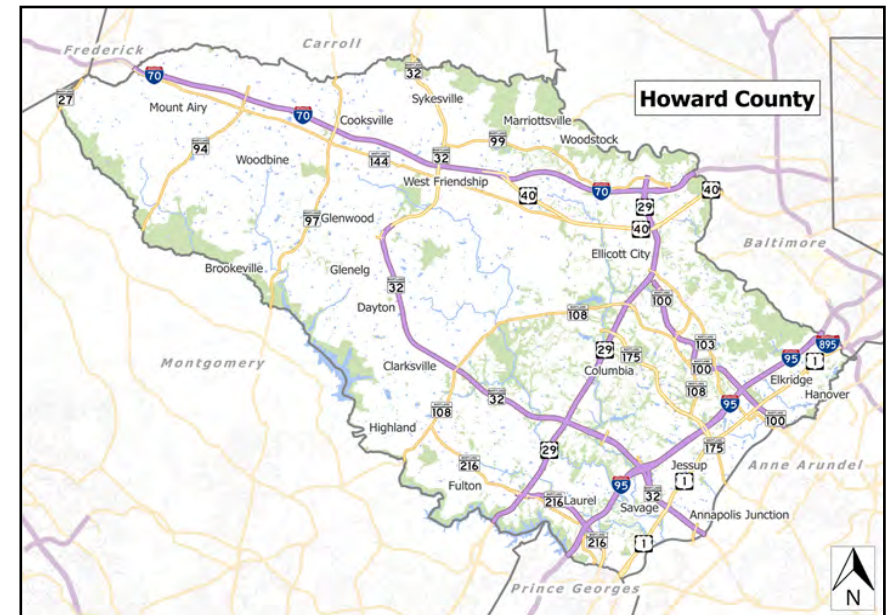
FY24-FY32 - Design: Design remediation as necessary.

Construction: Remove USTs and ASTs and remediate contamination as necessary.

### Operating Budget Impact

Vehicle wash pads require semi-annual service which costs \$10,000 per site, which is \$70,000 per year for the seven sites.

FY2023 Bonds - Annual Debt Service Payment	0
FY2023 Bonds - 20-Year Total Debt Service Payment	0
Total Project Bonds - Annual Debt Service Payment	1,122,644
Total Project Bonds - 20-Year Total Debt Service Payment	22,452,880



# Fiscal 2023 Capital Budget

# GENERAL COUNTY PROJECTS

## Project: C0313-FY2008 ENVIRONMENTAL COMPLIANCE CONSTRUCTION

(In Thousands)	Five Year Capital Program									Master Plan				
	Prior Appr.	FY2023 Budget	Appr. Total	Fiscal 2024	Fiscal 2025	Fiscal 2026	Fiscal 2027	Fiscal 2028	Sub Total	Fiscal 2029	Fiscal 2030	Fiscal 2031	Fiscal 2032	Total Project
PLANS & ENGINEERING	2,529	0	2,529	15	15	15	15	15	75	15	15	15	15	2,664
CONSTRUCTION	10,272	0	10,272	450	150	150	150	150	1,050	150	150	150	150	11,922
ADMINISTRATION	263	0	263	14	5	5	5	5	34	5	5	5	5	317
EQUIPMENT & FURNISHINGS	0	0	0	0	0	0	0	0	0	0	0	0	0	0
<b>Total Expenditures</b>	<b>13,064</b>	<b>0</b>	<b>13,064</b>	<b>479</b>	<b>170</b>	<b>170</b>	<b>170</b>	<b>170</b>	<b>1,159</b>	<b>170</b>	<b>170</b>	<b>170</b>	<b>170</b>	<b>14,903</b>
BONDS	12,864	0	12,864	479	170	170	170	170	1,159	170	170	170	170	14,703
PAY AS YOU GO	200	0	200	0	0	0	0	0	0	0	0	0	0	200
<b>Total Funding</b>	<b>13,064</b>	<b>0</b>	<b>13,064</b>	<b>479</b>	<b>170</b>	<b>170</b>	<b>170</b>	<b>170</b>	<b>1,159</b>	<b>170</b>	<b>170</b>	<b>170</b>	<b>170</b>	<b>14,903</b>

**\$12,632,325 spent and encumbered through February 2022**

**\$11,224,865 spent and encumbered through February 2021**

**Project Status** Design: Completed Regulatory Compliance Guide, Prepared SPCC plans for all required facilities. Prepared and updated SWPPPs at required facilities. Conducted environmental compliance assessments of twelve facilities. Staff updated annually on SPCC plans, SWPPPs, and handling hazardous wastes. Prepared County-wide Hazard Communication Policy. GIS inventory and database ongoing. Set up hazardous waste collection program for Howard County sites. Monitored stormwater. Updated SPCC Plan and SWPPPs for all required facilities.

Construction: Design and installation of vehicle wash pads and rainwater harvesting systems at seven fire stations complete and four park shops ongoing. 24 USTs removed. Removal of leaking underground hydraulic lifts and contaminated soil completed at six sites. Oil|water separator replacement completed at 8 sites. Underground waste water storage tanks for truck wash pads and oil|water separators designed and installed at two sites. Truck wash pad and trench drain replacement complete at Alpha Ridge Maintenance Shop. Stormwater protection system installed at Cooksville fueling site.

FY 2022 Budget	13,064	170	<b>13,234</b>	170	170	170	170	170	<b>850</b>	170	170	170		<b>14,594</b>
Difference 2022 / 2023	0	(170)	<b>(170)</b>	309	0	0	0	0	<b>309</b>	0	0	0	170	<b>309</b>

Program costs are mandated by Federal and State regulations and include more current program cost estimates.



# Fiscal 2023 Capital Budget

# GENERAL COUNTY PROJECTS

## Project: C0315-FY2009 PUBLIC SAFETY SYSTEM ENHANCEMENTS

### Description

This project will provide a variety of functionality enhancements for the County's existing Public Safety Systems. Enhancements will include replacing the paper-based Fire emergency medical reporting system, upgrading the 911 system to the latest technology, and enabling Police field reporting.

### Justification

This project replaces the existing Public Safety System, which is made up of software supporting 911, Police and Fire records, Detention Center management and Police, Fire and Sheriff mobile data computers. The current system has been in use since 2001. The enhancements will provide electronic reporting for the Police and Fire Departments. The upgrade is needed to keep the existing systems up to speed with new technology advances.

### Remarks

1. This is a systemic project to ensure the Public Safety hardware and applications are up to date and comply with all regulatory requirements. This includes, but is not limited to Police, Fire, and Sheriff mobile data computers, Public Safety records management systems, Jail Management System, and Computer Aided Dispatch.
2. The current request includes funds for a new Police Records Management, Field Based Reporting System and a Computer Aided Dispatch System. Next Gen 911 will be implemented. Critical switches will be replaced. Start the Special Event Permitting System's payment adapter project.
3. Under Funding Sources, 'OTHER' represents Pay as you go Fire Tax revenues.

### Project Schedule

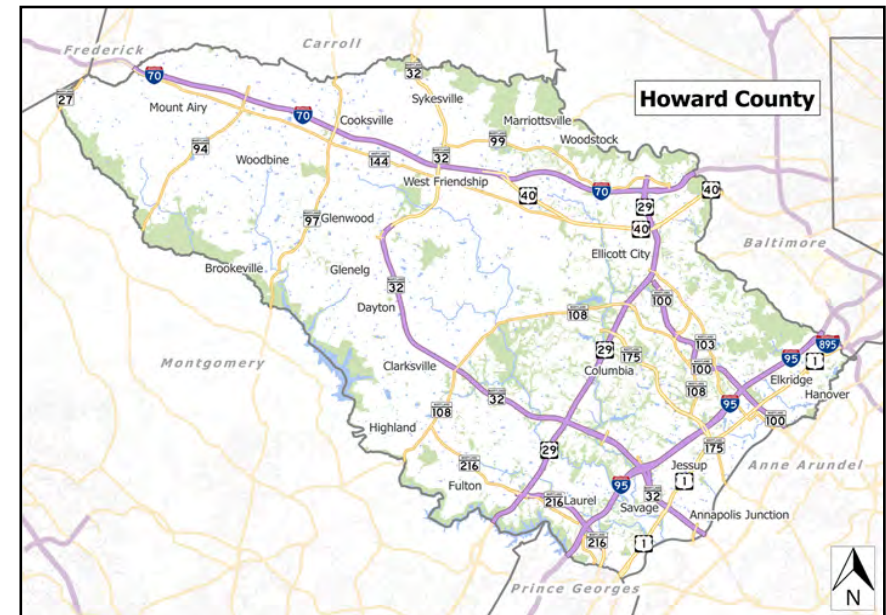
FY22 – We plan to finalize the implementation of the new Computer-Aided Dispatch System and related upgrades/interfaces. Critical switch replacement is underway, as well as other projects with the Police Department.

FY23 – In addition to the work noted above, Mobile Data Computers will be replaced/refreshed.

### Operating Budget Impact

CAD & RMS will impact the operating budget once the systems go live. Year one (FY22) impact is expected to be higher than subsequent years.

FY2023 Bonds - Annual Debt Service Payment	57,266
FY2023 Bonds - 20-Year Total Debt Service Payment	1,145,321
Total Project Bonds - Annual Debt Service Payment	1,007,654
Total Project Bonds - 20-Year Total Debt Service Payment	20,153,074





# Fiscal 2023 Capital Budget

# GENERAL COUNTY PROJECTS

## Project: C0315-FY2009 PUBLIC SAFETY SYSTEM ENHANCEMENTS

(In Thousands)	Five Year Capital Program										Master Plan			
	Prior Appr.	FY2023 Budget	Appr. Total	Fiscal 2024	Fiscal 2025	Fiscal 2026	Fiscal 2027	Fiscal 2028	Sub Total	Fiscal 2029	Fiscal 2030	Fiscal 2031	Fiscal 2032	Total Project
PLANS & ENGINEERING	350	0	350	0	0	0	0	0	0	0	0	0	0	350
LAND ACQUISITION	0	0	0	0	0	0	0	0	0	0	0	0	0	0
CONSTRUCTION	1,250	0	1,250	0	0	0	0	0	0	0	0	0	0	1,250
ADMINISTRATION	1,075	0	1,075	0	0	0	0	0	0	0	0	0	0	1,075
EQUIPMENT & FURNISHINGS	7,722	750	8,472	600	600	600	600	600	3,000	0	0	0	0	11,472
<b>Total Expenditures</b>	<b>10,397</b>	<b>750</b>	<b>11,147</b>	<b>600</b>	<b>600</b>	<b>600</b>	<b>600</b>	<b>600</b>	<b>3,000</b>	<b>0</b>	<b>0</b>	<b>0</b>	<b>0</b>	<b>14,147</b>
BONDS	9,447	750	10,197	600	600	600	600	600	3,000	0	0	0	0	13,197
OTHER SOURCES	950	0	950	0	0	0	0	0	0	0	0	0	0	950
<b>Total Funding</b>	<b>10,397</b>	<b>750</b>	<b>11,147</b>	<b>600</b>	<b>600</b>	<b>600</b>	<b>600</b>	<b>600</b>	<b>3,000</b>	<b>0</b>	<b>0</b>	<b>0</b>	<b>0</b>	<b>14,147</b>

**\$9,122,639 spent and encumbered through February 2022**

**\$8,533,371 spent and encumbered through February 2021**

### Project Status

FY21 – Police Records Management and field reporting have been upgraded

FY22 – We continue Public Safety System upgrades, including CAD. We are replacing the switches at Police Stations and the Department of Corrections that have come to end of life. Start the Special Event Permitting System's payment adapter project

FY23 - Mobile Data Computers will be replaced|refreshed

FY 2022 Budget	10,397	700	<b>11,097</b>	700	700	700	700	0	<b>2,800</b>	0	0	0		<b>13,897</b>
Difference 2022 / 2023	0	50	<b>50</b>	(100)	(100)	(100)	(100)	600	<b>200</b>	0	0	0	0	<b>250</b>

FY23 estimate (made during FY22 budget cycle) was \$700,000.

Actual FY23 request is \$750,000.

# Fiscal 2023 Capital Budget

# GENERAL COUNTY PROJECTS

## Project: C0317-FY2013 SYSTEMIC FACILITY IMPROVEMENTS

### Description

A project to improve or upgrade the physical plant of public buildings, their equipment and systems, to replace plants and systems which have deteriorated beyond routine maintenance or provide for system management initiatives. The finish out and furnishing of space leased for various county operations is being performed under this project.

### Justification

Building systems that exceeded their useful life, are inefficient or have deteriorated beyond maintenance standards. Upgrades, replacement or renovations are necessary to allow Facilities to maintain its' support function.

### Remarks

1. Upgrade and improve building infrastructures to meet current facility standards and requirements; to meet changed, expanded and complex missions.
2. Construct, lease or existing office space for staff reconfiguration.
3. Renovations to Long Reach Village Center including Roving Radish and Head Start.

### Project Schedule

FY23 - Project will be closed out.

### Operating Budget Impact

No Operating Impact

FY2023 Bonds - Annual Debt Service Payment	0
FY2023 Bonds - 20-Year Total Debt Service Payment	0
Total Project Bonds - Annual Debt Service Payment	5,393,471
Total Project Bonds - 20-Year Total Debt Service Payment	107,869,418



# Fiscal 2023 Capital Budget

# GENERAL COUNTY PROJECTS

## Project: C0317-FY2013 SYSTEMIC FACILITY IMPROVEMENTS

(In Thousands)	Five Year Capital Program										Master Plan			
	Prior Appr.	FY2023 Budget	Appr. Total	Fiscal 2024	Fiscal 2025	Fiscal 2026	Fiscal 2027	Fiscal 2028	Sub Total	Fiscal 2029	Fiscal 2030	Fiscal 2031	Fiscal 2032	Total Project
PLANS & ENGINEERING	6,003	0	6,003	0	0	0	0	0	0	0	0	0	0	6,003
LAND ACQUISITION	0	0	0	0	0	0	0	0	0	0	0	0	0	0
CONSTRUCTION	60,771	0	60,771	0	0	0	0	0	0	0	0	0	0	60,771
ADMINISTRATION	1,300	0	1,300	0	0	0	0	0	0	0	0	0	0	1,300
EQUIPMENT & FURNISHINGS	20,627	0	20,627	0	0	0	0	0	0	0	0	0	0	20,627
<b>Total Expenditures</b>	<b>88,701</b>	<b>0</b>	<b>88,701</b>	<b>0</b>	<b>0</b>	<b>0</b>	<b>0</b>	<b>0</b>	<b>0</b>	<b>0</b>	<b>0</b>	<b>0</b>	<b>0</b>	<b>88,701</b>
BONDS	70,637	0	70,637	0	0	0	0	0	0	0	0	0	0	70,637
OTHER SOURCES	64	0	64	0	0	0	0	0	0	0	0	0	0	64
PAY AS YOU GO	3,000	0	3,000	0	0	0	0	0	0	0	0	0	0	3,000
LEASE	15,000	0	15,000	0	0	0	0	0	0	0	0	0	0	15,000
<b>Total Funding</b>	<b>88,701</b>	<b>0</b>	<b>88,701</b>	<b>0</b>	<b>0</b>	<b>0</b>	<b>0</b>	<b>0</b>	<b>0</b>	<b>0</b>	<b>0</b>	<b>0</b>	<b>0</b>	<b>88,701</b>

**\$88,603,911 spent and encumbered through February 2022**

**\$86,614,866 spent and encumbered through February 2021**

**Project Status** FY17 design and renovation of various County projects.

FY18 - Design and Construction - Leased space renovations for Dorsey staff, deferred maintenance, Howard Bldg. renovations, leased space renovations for Gateway staff, leased space renovations for CAC and Board of Elections, and unplanned renovations and relocations. Expenditures for new school maintenance site renovation until new FY18 capital project is effective.

FY19 - Design and Construction - deferred maintenance, leased space renovations for Dorsey staff, relocated Data Center from Dorsey Building, unplanned renovations and relocation, annual roof repairs. constructed Western Regional Park Sewage Treatment Plant.

FY20 - Design and Construction - deferred maintenance and unplanned renovations and relocation, leased space renovations for Police Administrative staff.

FY21 - Unplanned repairs, renovations and deferred maintenance including new roofs at Long Reach Village Center and East Columbia Library, Glenwood Community Center RTU replacement, and Long Reach Village Center Renovations.

FY22 - Completed spend down of deferred Facilities maintenance projects, including replacement of roof at Waverly Mansion. Completed systemic repairs at Long Reach Village Center. Constructed new all-gender toilet with adult changing table at Gary J. Arthur Community Center.

FY 2022 Budget	88,701	0	<b>88,701</b>	0	0	0	0	0	<b>0</b>	0	0	0		<b>88,701</b>
Difference 2022 / 2023	0	0	<b>0</b>	0	0	0	0	0	<b>0</b>	0	0	0	0	<b>0</b>

## Project: C0319-FY2010 TAX INCREMENT FINANCING PROJECTS

### Description

A project for funding of tax increment financing projects and other public infrastructure improvements serving Downtown Columbia.

### Justification

TIF Bonds of up to \$90 million have been authorized to enable construction of public improvements in Downtown Columbia. The project also includes other transportation improvements serving Downtown Columbia.

### Remarks

Downtown Columbia TIF Bonds project as planned per CB56-2016.

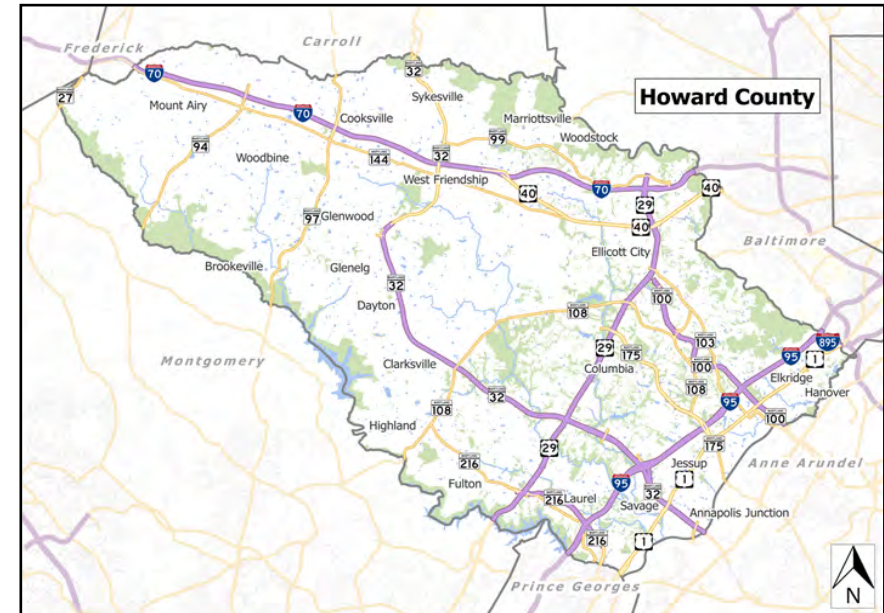
### Project Schedule

Budget currently represents estimates of \$90,000,000 for Downtown Columbia TIF.  
 FY23 - Funding added for final design and construction of the North-South Connector/Jug Handle and other traffic improvements.

### Operating Budget Impact

No Operating Impact

FY2023 Bonds - Annual Debt Service Payment	99,261
FY2023 Bonds - 20-Year Total Debt Service Payment	1,985,224
Total Project Bonds - Annual Debt Service Payment	7,070,450
Total Project Bonds - 20-Year Total Debt Service Payment	141,409,008



### Explanation of Changes

FY23 - Funding for road work to reconfigure South Entrance road.

# Fiscal 2023 Capital Budget

# GENERAL COUNTY PROJECTS

## Project: C0319-FY2010 TAX INCREMENT FINANCING PROJECTS

(In Thousands)	Five Year Capital Program									Master Plan				
	Prior Appr.	FY2023 Budget	Appr. Total	Fiscal 2024	Fiscal 2025	Fiscal 2026	Fiscal 2027	Fiscal 2028	Sub Total	Fiscal 2029	Fiscal 2030	Fiscal 2031	Fiscal 2032	Total Project
CONSTRUCTION	90,000	10,800	100,800	10,800	500	500	500	500	12,800	500	500	500	500	115,600
<b>Total Expenditures</b>	<b>90,000</b>	<b>10,800</b>	<b>100,800</b>	<b>10,800</b>	<b>500</b>	<b>500</b>	<b>500</b>	<b>500</b>	<b>12,800</b>	<b>500</b>	<b>500</b>	<b>500</b>	<b>500</b>	<b>115,600</b>
DEVELOPER CONTRIBUTION	0	500	500	500	500	500	500	500	2,500	500	500	500	500	5,000
GRANTS	0	9,000	9,000	9,000	0	0	0	0	9,000	0	0	0	0	18,000
TIF BONDS	90,000	0	90,000	0	0	0	0	0	0	0	0	0	0	90,000
Other GO	0	1,300	1,300	1,300	0	0	0	0	1,300	0	0	0	0	2,600
<b>Total Funding</b>	<b>90,000</b>	<b>10,800</b>	<b>100,800</b>	<b>10,800</b>	<b>500</b>	<b>500</b>	<b>500</b>	<b>500</b>	<b>12,800</b>	<b>500</b>	<b>500</b>	<b>500</b>	<b>500</b>	<b>115,600</b>

**\$46,702,730 spent and encumbered through February 2022**

**\$46,036,117 spent and encumbered through February 2021**

**Project Status** \$48,225,000 in special obligation bonds were issued for the Downtown Columbia TIF in October 2017.

FY 2022 Budget	90,000	0	<b>90,000</b>	0	0	0	0	0	<b>0</b>	0	0	0		<b>90,000</b>
Difference 2022 / 2023	0	10,800	<b>10,800</b>	10,800	500	500	500	500	<b>12,800</b>	500	500	500	500	<b>25,600</b>

FY23 - Funding for final design and construction of the North-South Connector|Jug Handle and other traffic improvements.

## Project: C0322-FY2012 CENTRAL FLEET SYSTEMIC IMPROVEMENTS and FUEL SYSTEM

### Description

This is a project to fund improvements to the County's fuel storage, dispensing and monitoring systems, and to improve or upgrade the physical plant of Fleet Equipment.

### Justification

These improvements to the County's fuel storage, dispensing and monitoring systems are needed to meet the Maryland Department of Environment (MDE) Code of Maryland Regulations (COMAR) 26.10.03.10A, including installing new above ground fuel storage systems to replace underground units, and technology upgrades to automate the collection and reporting of fuel data to increase the County's ability to manage fuel accountability.

### Remarks

1. Upgrade, replace and improve fuel storage, dispensing and monitoring systems and fleet equipment infrastructures to meet current laws, regulations, standards and requirements; to meet changed, expanded and complex missions; to extend equipment life expectancy; to improve efficiency, effectiveness and life safety; and for environmental and safety corrections.
2. OTHER revenue represents central fleet funding.
3. Utility funding utilized revenue where applicable.

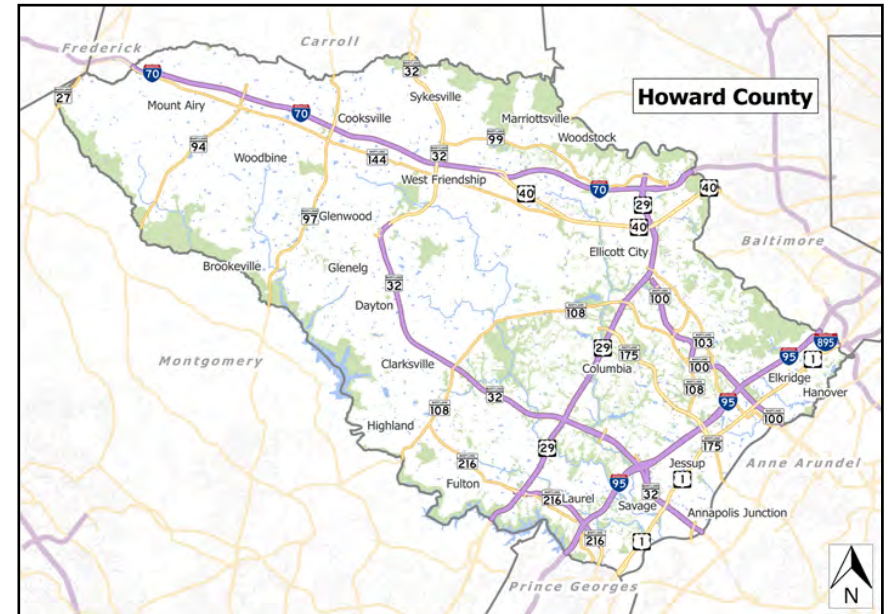
### Project Schedule

- FY23 - Construct Banneker Fuel Island, design for Cooksville Shop & Bureau of Utilities Fuel Stations.
- FY24 - Construct Cooksville Shop Fuel Station.
- FY25 - Construct Bureau of Utilities Fuel Station
- FY27 - Project Close after construction of Guilford Road Fuel Station.

### Operating Budget Impact

No Change

FY2023 Bonds - Annual Debt Service Payment	137,439
FY2023 Bonds - 20-Year Total Debt Service Payment	2,748,771
Total Project Bonds - Annual Debt Service Payment	841,506
Total Project Bonds - 20-Year Total Debt Service Payment	16,830,115



### Explanation of Changes

Projects have been deferred due to budget constraints. Budgets have been escalated due to schedule deferments and recent bid results.

# Fiscal 2023 Capital Budget

# GENERAL COUNTY PROJECTS

## Project: C0322-FY2012 CENTRAL FLEET SYSTEMIC IMPROVEMENTS and FUEL SYSTEM

(In Thousands)	Five Year Capital Program										Master Plan			
	Prior Appr.	FY2023 Budget	Appr. Total	Fiscal 2024	Fiscal 2025	Fiscal 2026	Fiscal 2027	Fiscal 2028	Sub Total	Fiscal 2029	Fiscal 2030	Fiscal 2031	Fiscal 2032	Total Project
PLANS & ENGINEERING	497	0	497	0	0	0	0	0	0	0	0	0	0	497
CONSTRUCTION	5,344	1,800	7,144	1,000	1,000	100	1,880	0	3,980	0	0	0	0	11,124
ADMINISTRATION	0	0	0	0	0	0	0	0	0	0	0	0	0	0
EQUIPMENT & FURNISHINGS	0	0	0	0	0	0	0	0	0	0	0	0	0	0
<b>Total Expenditures</b>	<b>5,841</b>	<b>1,800</b>	<b>7,641</b>	<b>1,000</b>	<b>1,000</b>	<b>100</b>	<b>1,880</b>	<b>0</b>	<b>3,980</b>	<b>0</b>	<b>0</b>	<b>0</b>	<b>0</b>	<b>11,621</b>
BONDS	5,121	1,010	6,131	1,000	1,000	100	1,880	0	3,980	0	0	0	0	10,111
METRO DISTRICT BOND	120	790	910	0	0	0	0	0	0	0	0	0	0	910
OTHER SOURCES	600	0	600	0	0	0	0	0	0	0	0	0	0	600
<b>Total Funding</b>	<b>5,841</b>	<b>1,800</b>	<b>7,641</b>	<b>1,000</b>	<b>1,000</b>	<b>100</b>	<b>1,880</b>	<b>0</b>	<b>3,980</b>	<b>0</b>	<b>0</b>	<b>0</b>	<b>0</b>	<b>11,621</b>

**\$5,757,390 spent and encumbered through February 2022**

**\$4,420,614 spent and encumbered through February 2021**

**Project Status** FY17 - Corridor Road and Safety Complex Fuel Stations are in design.

FY18-FY19 - Construction of Safety Complex Fuel Stations.

FY19 - Design Guilford Road Fuel Station.

FY20 - Construction of Scaggsville Fuel Station.

FY21 - Design fuel station for Fire Station 7, conceptual design Cooksville Shop

FY22 - Completed design for Fire Station 7. Constructed Dayton site.

FY 2022 Budget	5,841	1,550	<b>7,391</b>	1,200	800	800	500	0	<b>3,300</b>	0	0	0		<b>10,691</b>
Difference 2022 / 2023	0	250	<b>250</b>	(200)	200	(700)	1,380	0	<b>680</b>	0	0	0	0	<b>930</b>

Increases due to cost escalation and revisions to project schedule.



# Fiscal 2023 Capital Budget

# GENERAL COUNTY PROJECTS

## Project: C0324-FY2012 GEODETIC NETWORK AUTOMATION

### Description

A project to purchase survey global positioning system (GPS) and digital survey equipment. To allow the County to take full advantage of the federal and international network of 120 satellites. To maintain the existing County Geodetic Control Network for incident and small-scale mapping. To provide computer management and related support services, asset management and usage updates relating to GPS equipment and ever-changing technology in Survey data collection utilizing field captured photogrammetric data.

### Justification

Existing County GPS receiving equipment is aging and cannot utilize the existing nor proposed full GPS network. This equipment is used to maintain the Howard County Geodetic Network of 1,200 monuments. This precise network of horizontal and vertical positioning loses 20% +/- of its monumentation each year. The equipment and this network are used in every water, sewer, storm drain, park, building, site related capital project County wide and mapping for any general or homeland defense incidents. The network is also used by FEMA in the determination of flood insurance credits for residence by Howard County. The Federal Government is changing the definition of the geodetic network in or about 2025.

### Remarks

1. The County presently must maintain 1,200 Geodetic Control Network Monuments (Horizontal and Vertical). 20% must be re-established each year.
2. To purchase equipment to allow the Department of Public Works to be able to have incident and small-scale mapping capabilities.
3. Upgrade GPS equipment to be used with the national re-adjustment of the North American datum in 2022 (postponed by NGS to 2024 or 2025).
4. The Geodetic Network is used by private firms to adhere to developmental policy.
5. The Survey division of DPW is receiving ever increasing requests from other supporting County divisions and Agencies for its use and services utilizing Unmanned Aircraft System (UAS) and LDAR Scanning capabilities.

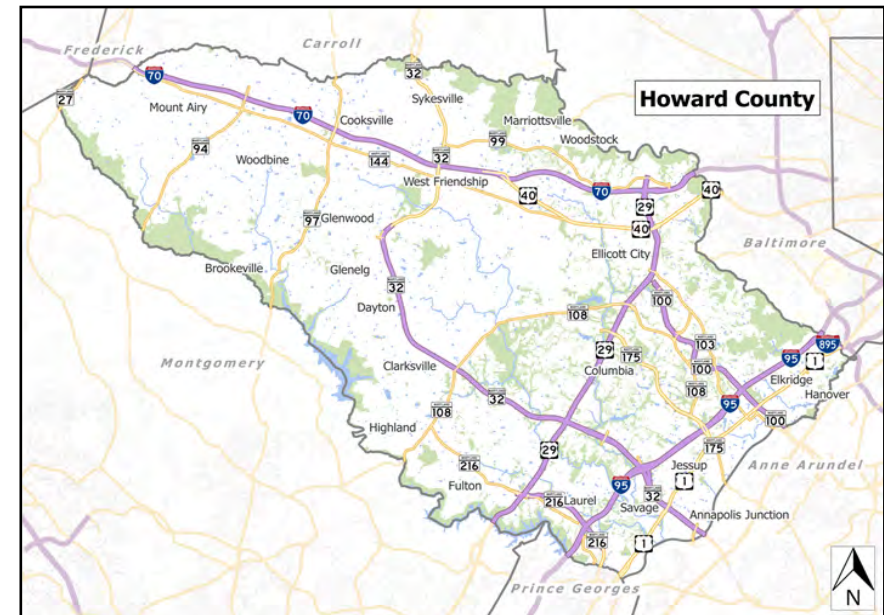
### Project Schedule

- FY23 - Purchase second Unmanned Aircraft System (UAS) with GPS capability and conformance to new FAA ID standard taking effect in that timeframe.  
FY24 - Replace existing County conventional Survey robotic Total Station and upgraded associated field and office software.  
FY25 - Replace existing County GPS field equipment and associated field and office software for compatibility with Federal rollout of National datum changes.

### Operating Budget Impact

No impact for five (5) years as maintenance, software and training updates provided under initial purchase.

FY2023 Bonds - Annual Debt Service Payment	4,581
FY2023 Bonds - 20-Year Total Debt Service Payment	91,626
Total Project Bonds - Annual Debt Service Payment	17,180
Total Project Bonds - 20-Year Total Debt Service Payment	343,596



### Explanation of Changes

None.



# Fiscal 2023 Capital Budget

# GENERAL COUNTY PROJECTS

## Project: C0324-FY2012 GEODETIC NETWORK AUTOMATION

(In Thousands)	Five Year Capital Program										Master Plan			
	Prior Appr.	FY2023 Budget	Appr. Total	Fiscal 2024	Fiscal 2025	Fiscal 2026	Fiscal 2027	Fiscal 2028	Sub Total	Fiscal 2029	Fiscal 2030	Fiscal 2031	Fiscal 2032	Total Project
CONSTRUCTION	0	0	0	0	0	0	0	0	0	0	0	0	0	0
ADMINISTRATION	65	25	90	0	0	0	0	0	0	0	0	0	0	90
EQUIPMENT & FURNISHINGS	390	60	450	40	0	0	0	0	40	0	0	0	0	490
<b>Total Expenditures</b>	<b>455</b>	<b>85</b>	<b>540</b>	<b>40</b>	<b>0</b>	<b>0</b>	<b>0</b>	<b>0</b>	<b>40</b>	<b>0</b>	<b>0</b>	<b>0</b>	<b>0</b>	<b>580</b>
BONDS	165	60	225	0	0	0	0	0	0	0	0	0	0	225
PAY AS YOU GO	290	25	315	40	0	0	0	0	40	0	0	0	0	355
<b>Total Funding</b>	<b>455</b>	<b>85</b>	<b>540</b>	<b>40</b>	<b>0</b>	<b>0</b>	<b>0</b>	<b>0</b>	<b>40</b>	<b>0</b>	<b>0</b>	<b>0</b>	<b>0</b>	<b>580</b>

**\$351,200 spent and encumbered through February 2022**

**\$299,491 spent and encumbered through February 2021**

**Project Status** FY15 - Purchased HDS scanner, software and updates.

FY16 - Purchased UAV equipment, software and updates and HDS scanner, software and updates.

FY18 - Purchased BLK360 scanner.

FY19 - Purchased mapping and point cloud software.

FY20 - Purchased fixed height tripods for GPS networking, networking software for Windows 10 upgrade, and additional high memory computer.

FY21 - Scanner calibrations. Purchased longer lasting battery supplies and accessories for drones and scanner; new scanning software for existing two units due to discontinuation of the old by vendor.

FY22 - Replaced GPS RTK base station and antenna at County Dayton facility. Purchased replacement digital leveling accessory foot plates. Proposed purchase of two high capacity computers or laptops for the processing and handling of point cloud generated data collection, and replace field crew tablets.

FY 2022 Budget	455	85	<b>540</b>	0	0	0	0	0	<b>0</b>	0	0	0		<b>540</b>
Difference 2022 / 2023	0	0	<b>0</b>	40	0	0	0	0	<b>40</b>	0	0	0	0	<b>40</b>

# Fiscal 2023 Capital Budget

# GENERAL COUNTY PROJECTS

## Project: C0329-FY2012 ENERGY MANAGEMENT/IMPROVEMENTS

### Description

A project to develop a 5-10 year business plan for energy performance optimization. This project allows the County to inventory and assess its facilities for the feasibility of energy improvements, fund energy improvements, and provide cost-share for related grants and incentives.

### Justification

This project supports the County's commitment to energy savings, environmental performance, and reducing greenhouse gas emissions. It will provide data analysis needed to identify and prioritize energy savings and renewable energy projects. It will allow the County to effectively pursue and meet cost-share requirements for external funding sources such as grants, rebates, and demand response payments. It will also support scheduled infrastructure replacement to minimize future energy costs.

### Remarks

1. Funding will provide direction for decision making on energy use for County operations.
2. Projects will be identified, prioritized, and tracked through establishment and maintenance of a Utility Bill Management system.
3. Save energy by installing low-cost energy efficiency improvements in facilities.
4. Reduce consumption of non-renewable energy and reduce greenhouse gas emissions by installing solar panels at existing facilities.
5. Reduce peak energy load and greenhouse gas emissions by upgrading existing generators to meet emissions requirements.
6. Additional funds are requested to identify the most feasible and cost-effective options for installing solar panels at County facilities, to design solar energy systems to secure grant funds, and to design and construct additional project scope.
7. Other funding refers to energy rebates.

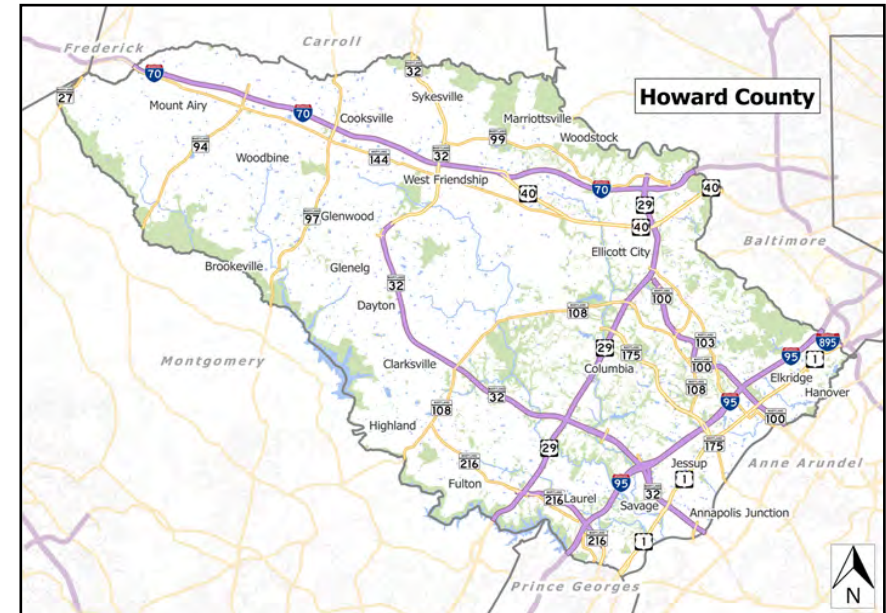
### Project Schedule

FY23 – Continue retro-commissioning and lighting upgrades.

### Operating Budget Impact

Various projects which will be cost neutral or reduce energy costs.

FY2023 Bonds - Annual Debt Service Payment	23,059
FY2023 Bonds - 20-Year Total Debt Service Payment	461,183
Total Project Bonds - Annual Debt Service Payment	118,503
Total Project Bonds - 20-Year Total Debt Service Payment	2,370,052



# Fiscal 2023 Capital Budget

# GENERAL COUNTY PROJECTS

## Project: C0329-FY2012 ENERGY MANAGEMENT/IMPROVEMENTS

(In Thousands)	Five Year Capital Program										Master Plan			
	Prior Appr.	FY2023 Budget	Appr. Total	Fiscal 2024	Fiscal 2025	Fiscal 2026	Fiscal 2027	Fiscal 2028	Sub Total	Fiscal 2029	Fiscal 2030	Fiscal 2031	Fiscal 2032	Total Project
PLANS & ENGINEERING	425	0	425	0	0	0	0	0	0	0	0	0	0	425
CONSTRUCTION	950	762	1,712	0	0	200	400	0	600	0	0	0	0	2,312
ADMINISTRATION	0	0	0	0	0	0	0	0	0	0	0	0	0	0
<b>Total Expenditures</b>	<b>1,375</b>	<b>762</b>	<b>2,137</b>	<b>0</b>	<b>0</b>	<b>200</b>	<b>400</b>	<b>0</b>	<b>600</b>	<b>0</b>	<b>0</b>	<b>0</b>	<b>0</b>	<b>2,737</b>
BONDS	650	302	952	0	0	200	400	0	600	0	0	0	0	1,552
GRANTS	75	345	420	0	0	0	0	0	0	0	0	0	0	420
OTHER SOURCES	0	115	115	0	0	0	0	0	0	0	0	0	0	115
PAY AS YOU GO	650	0	650	0	0	0	0	0	0	0	0	0	0	650
<b>Total Funding</b>	<b>1,375</b>	<b>762</b>	<b>2,137</b>	<b>0</b>	<b>0</b>	<b>200</b>	<b>400</b>	<b>0</b>	<b>600</b>	<b>0</b>	<b>0</b>	<b>0</b>	<b>0</b>	<b>2,737</b>

**\$1,134,448 spent and encumbered through February 2022**

**\$970,430 spent and encumbered through February 2021**

**Project Status** FY19 - Establish a Utility Bill Management system. Extend Building Automation System (BAS) to additional facilities.

FY20 – Study feasibility of solar panels at County facilities. Competitive bid for Phase 1 solar panels. Apply for MEA Grants to improve building energy efficiency and add solar panels at existing facilities.

FY21 - Solar PPA selected sites being determined; retro-commissioning at numerous sites completed.

FY22 - Continued retro-commissioning. EV charging stations for fleet vehicles.

FY 2022 Budget	1,375	500	<b>1,875</b>	0	0	200	400	0	<b>600</b>	0	0	0		<b>2,475</b>
Difference 2022 / 2023	0	262	<b>262</b>	0	0	0	0	0	<b>0</b>	0	0	0	0	<b>262</b>

## Project: C0332-FY2014 BUS STOP IMPROVEMENTS

### Description

A project to implement a series of systemic improvements to the Regional Transportation Agency (RTA) bus stops, as well as bus stops associated with the proposed extension of the Montgomery County FLASH service north to Howard County. These investments will help facilitate connections between the RTA and more regionally focused service to adjacent counties. These improvements may include the installation and refurbishment of bus shelters, concrete pads, bus stop signs, connecting sidewalks, curb cuts (consistent with ADA requirements), crosswalks, route map holders, trashcans and other improvements. The Office of Transportation, in conjunction with the Departments of Planning and Zoning and Public Works, will determine the location and extent of these improvements.

### Justification

The Central Maryland Transit Development Plan and field survey of the RTA bus stops for the Pedestrian Master Plan indicates that these improvements are needed for passenger access, safety, and comfort as well as to conform with ADA guidelines. The proposed improvements also seek to increase ridership on the local system by making stops more accessible and convenient. Flash system bus stop improvements will facilitate passenger safety, convenience and operating efficiency.

### Remarks

1. Installation of these improvements will comply with the Americans with Disabilities Act (ADA) regulations.
2. Apply and utilize state capital improvement grant funds for this project through FY2025.

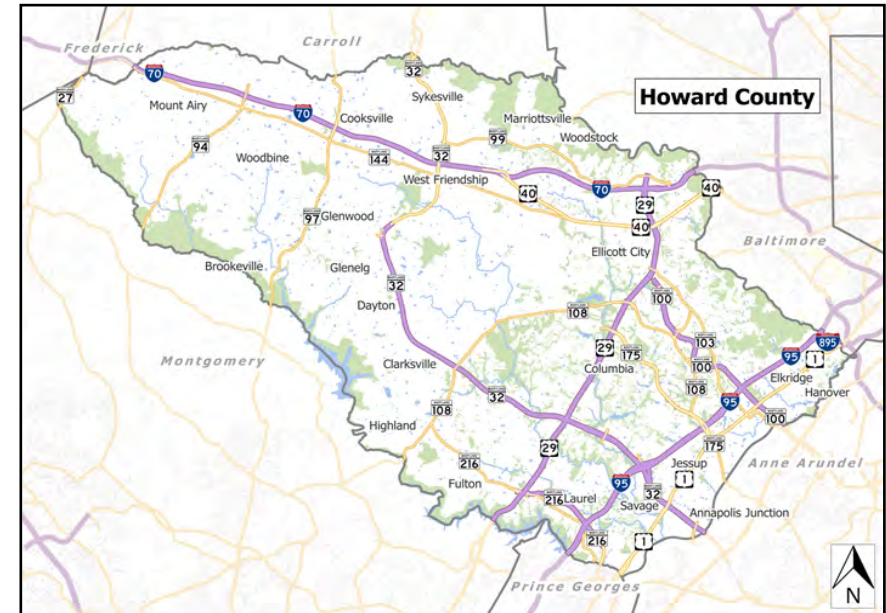
### Project Schedule

Ongoing program - Construction and Rehabilitation of bus stops|shelters.

### Operating Budget Impact

None

FY2023 Bonds - Annual Debt Service Payment	0
FY2023 Bonds - 20-Year Total Debt Service Payment	0
Total Project Bonds - Annual Debt Service Payment	18,325
Total Project Bonds - 20-Year Total Debt Service Payment	366,503



### Explanation of Changes

Reduction in PAYGO due to Statewide Transit innovative Grant (STIG).

# Fiscal 2023 Capital Budget

# GENERAL COUNTY PROJECTS

## Project: C0332-FY2014 BUS STOP IMPROVEMENTS

(In Thousands)	Five Year Capital Program										Master Plan			
	Prior Appr.	FY2023 Budget	Appr. Total	Fiscal 2024	Fiscal 2025	Fiscal 2026	Fiscal 2027	Fiscal 2028	Sub Total	Fiscal 2029	Fiscal 2030	Fiscal 2031	Fiscal 2032	Total Project
PLANS & ENGINEERING	105	25	130	0	0	0	0	0	0	0	0	0	0	130
LAND ACQUISITION	85	25	110	0	0	0	0	0	0	0	0	0	0	110
CONSTRUCTION	1,320	500	1,820	50	50	50	50	50	250	0	0	0	0	2,070
ADMINISTRATION	0	0	0	0	0	0	0	0	0	0	0	0	0	0
<b>Total Expenditures</b>	<b>1,510</b>	<b>550</b>	<b>2,060</b>	<b>50</b>	<b>50</b>	<b>50</b>	<b>50</b>	<b>50</b>	<b>250</b>	<b>0</b>	<b>0</b>	<b>0</b>	<b>0</b>	<b>2,310</b>
BONDS	240	0	240	0	0	0	0	0	0	0	0	0	0	240
GRANTS	450	400	850	0	0	0	0	0	0	0	0	0	0	850
PAY AS YOU GO	820	150	970	50	50	50	50	50	250	0	0	0	0	1,220
<b>Total Funding</b>	<b>1,510</b>	<b>550</b>	<b>2,060</b>	<b>50</b>	<b>50</b>	<b>50</b>	<b>50</b>	<b>50</b>	<b>250</b>	<b>0</b>	<b>0</b>	<b>0</b>	<b>0</b>	<b>2,310</b>

**\$1,106,410 spent and encumbered through February 2022**

**\$993,505 spent and encumbered through February 2021**

**Project Status** Identification of locations and construction of bus stop improvements. Construction and Rehabilitation of bus stops. Approximately 25-30 projects under design & construction FY2022 and FY2023. Improvements will add 14 shelters, 26 ADA pads, 5-10 sidewalk connections in addition to digital message boards at the Columbia mall transit hub.

FY 2022 Budget	1,510	75	<b>1,585</b>	75	50	50	0	0	<b>175</b>	0	0	0		<b>1,760</b>
Difference 2022 / 2023	0	475	<b>475</b>	(25)	0	0	50	50	<b>75</b>	0	0	0	0	<b>550</b>

Received grant budget for Statewide Transit Innovative Grant (STIG) as part of state capital improvement projects.

## Project: C0333-FY2015 DETENTION CENTER RENOVATIONS

### Description

The Department of Corrections currently is facing severe challenges and regulatory mandates that must be resolved through various renovations until a new facility can be constructed. Given the extent of renovations with continued maintenance the building life can be extended 20 years.

### Justification

1. The building is being improved methodically to be functional and meet national standards and codes. The Center's existing Control Center components and locking systems are antiquated relative to today's security requirements and are in need of life cycle replacement.
2. Additionally, the existing Administrative area does not provide adequate space for the Center.

### Remarks

The facility has a critical need to update its infrastructure, including building systems, building envelope, and to meet current construction and correctional facility codes. Some improvements were a result of unanticipated repairs and upgrades completed by the Facilities Operation & Maintenance Division.

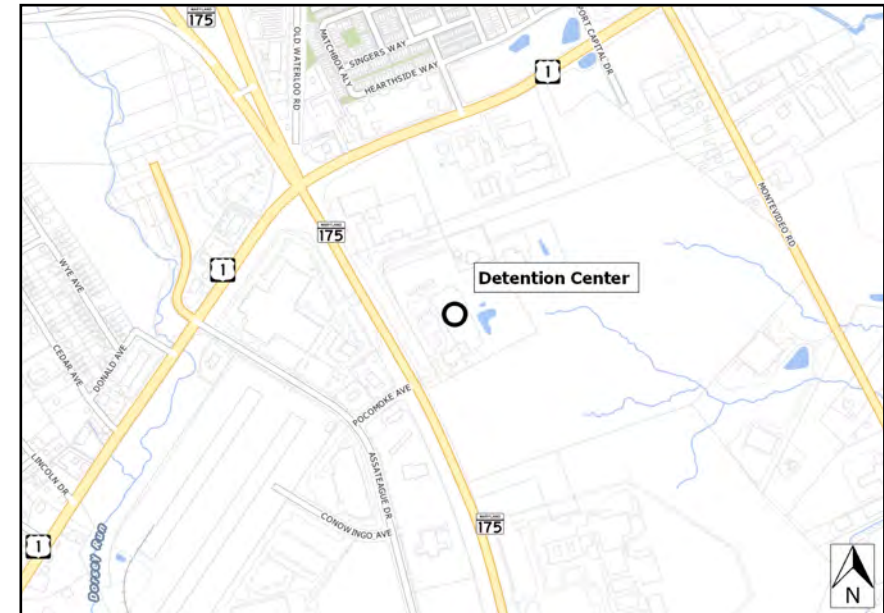
### Project Schedule

- FY23 - Window replacement phase 2, Booking Center modifications, exterior wall refacing, new entrance canopies, design for new Mental Health unit.  
 FY24 - Renovate existing housing unit to create Mental Health unit, continued HVAC improvements, deferred maintenance.

### Operating Budget Impact

Bureau of Facilities sees no additional impact in FY23.

FY2023 Bonds - Annual Debt Service Payment	286,330
FY2023 Bonds - 20-Year Total Debt Service Payment	5,726,607
Total Project Bonds - Annual Debt Service Payment	1,771,125
Total Project Bonds - 20-Year Total Debt Service Payment	35,422,498



# Fiscal 2023 Capital Budget

# GENERAL COUNTY PROJECTS

## Project: C0333-FY2015 DETENTION CENTER RENOVATIONS

(In Thousands)	Five Year Capital Program									Master Plan				
	Prior Appr.	FY2023 Budget	Appr. Total	Fiscal 2024	Fiscal 2025	Fiscal 2026	Fiscal 2027	Fiscal 2028	Sub Total	Fiscal 2029	Fiscal 2030	Fiscal 2031	Fiscal 2032	Total Project
PLANS & ENGINEERING	1,471	500	1,971	125	0	0	0	0	125	0	0	0	0	2,096
LAND ACQUISITION	0	0	0	0	0	0	0	0	0	0	0	0	0	0
CONSTRUCTION	12,336	3,230	15,566	2,850	850	850	1,020	0	5,570	0	0	0	0	21,136
ADMINISTRATION	40	20	60	0	0	0	0	0	0	0	0	0	0	60
EQUIPMENT & FURNISHINGS	904	0	904	0	0	0	0	0	0	0	0	0	0	904
<b>Total Expenditures</b>	<b>14,751</b>	<b>3,750</b>	<b>18,501</b>	<b>2,975</b>	<b>850</b>	<b>850</b>	<b>1,020</b>	<b>0</b>	<b>5,695</b>	<b>0</b>	<b>0</b>	<b>0</b>	<b>0</b>	<b>24,196</b>
BONDS	13,751	3,750	17,501	2,975	850	850	1,020	0	5,695	0	0	0	0	23,196
PAY AS YOU GO	1,000	0	1,000	0	0	0	0	0	0	0	0	0	0	1,000
<b>Total Funding</b>	<b>14,751</b>	<b>3,750</b>	<b>18,501</b>	<b>2,975</b>	<b>850</b>	<b>850</b>	<b>1,020</b>	<b>0</b>	<b>5,695</b>	<b>0</b>	<b>0</b>	<b>0</b>	<b>0</b>	<b>24,196</b>

**\$13,054,141 spent and encumbered through February 2022**

**\$12,225,696 spent and encumbered through February 2021**

**Project Status** Schematic design of new Detention Center and work release on hold. Design and construction of repairs and improvements continues as required at existing facility to maintain operations.

FY21 - CCTV upgrades, door control upgrades, medical suite upgrades, roof replacement and Phase 1 window replacement.

FY22 - Completed medical suite and Phase 1 window replacement. Completed modular building. Began design for fire alarm|sprinkler replacements and programming for Mental Health unit. Continued with other systemic needs, including plumbing system repairs.

FY 2022 Budget	14,751	3,750	<b>18,501</b>	850	850	850	1,020	0	<b>3,570</b>	0	0	0		<b>22,071</b>
Difference 2022 / 2023	0	0	<b>0</b>	2,125	0	0	0	0	<b>2,125</b>	0	0	0	0	<b>2,125</b>

Project cost increase reflects construction cost escalation.







# Fiscal 2023 Capital Budget

# GENERAL COUNTY PROJECTS

## Project: C0335-FY2014 COMMUNITY RESOURCES and SERVICES FACILITY/PROGRAM ENHANCEMENTS

(In Thousands)	Five Year Capital Program										Master Plan			
	Prior Appr.	FY2023 Budget	Appr. Total	Fiscal 2024	Fiscal 2025	Fiscal 2026	Fiscal 2027	Fiscal 2028	Sub Total	Fiscal 2029	Fiscal 2030	Fiscal 2031	Fiscal 2032	Total Project
PLANS & ENGINEERING	2,460	0	2,460	0	0	0	0	0	0	0	0	0	0	2,460
CONSTRUCTION	19,750	750	20,500	500	0	0	0	0	500	0	0	0	0	21,000
ADMINISTRATION	45	0	45	0	0	0	0	0	0	0	0	0	0	45
EQUIPMENT & FURNISHINGS	150	0	150	240	0	0	0	0	240	0	0	0	0	390
<b>Total Expenditures</b>	<b>22,405</b>	<b>750</b>	<b>23,155</b>	<b>740</b>	<b>0</b>	<b>0</b>	<b>0</b>	<b>0</b>	<b>740</b>	<b>0</b>	<b>0</b>	<b>0</b>	<b>0</b>	<b>23,895</b>
BONDS	15,850	0	15,850	740	0	0	0	0	740	0	0	0	0	16,590
GRANTS	1,000	750	1,750	0	0	0	0	0	0	0	0	0	0	1,750
PAY AS YOU GO	5,555	0	5,555	0	0	0	0	0	0	0	0	0	0	5,555
<b>Total Funding</b>	<b>22,405</b>	<b>750</b>	<b>23,155</b>	<b>740</b>	<b>0</b>	<b>0</b>	<b>0</b>	<b>0</b>	<b>740</b>	<b>0</b>	<b>0</b>	<b>0</b>	<b>0</b>	<b>23,895</b>

**\$18,953,437 spent and encumbered through February 2022**

**\$5,491,017 spent and encumbered through February 2021**

**Project Status** FY20 - Bain 50+ - Construction; East Columbia 50+ - Completed design of new 50+ Center and began construction.

FY21 - Bain 50+ Center - Construction completed; East Columbia 50+ Center - 95% design completed, site permit in process.

FY22 - East Columbia 50+ Center to begin construction late calendar year 2021. Project has been awarded.

FY 2022 Budget	22,405	2,240	<b>24,645</b>	0	0	0	0	0	<b>0</b>	0	0	0	<b>24,645</b>
Difference 2022 / 2023	0	(1,490)	<b>(1,490)</b>	740	0	0	0	0	<b>740</b>	0	0	0	<b>(750)</b>

FY23 Budget request was reduced due to favorable competitive bidding; new FY24 request was shifted from FY23.

# Fiscal 2023 Capital Budget

# GENERAL COUNTY PROJECTS

## Project: C0336-FY2014 LANDFILL RESOURCE MANAGEMENT

### Description

A project for the design and construction of resource improvements at the Alpha Ridge Landfill and Resident's Recycling and Demonstration Center. The project will include implementing improvements to existing facilities within the landfill and Recycling Center using renewable and sustainable technologies; seek improvements at the Recycling Center in handling material recovery and reuse; and address storm water quality and watershed improvements in accordance with the latest National Pollutant Discharge Elimination System (NPDES) Industrial permit requirements.

### Justification

The project will aide in meeting the NPDES and Municipal Separate Storm Sewer System (MS4) requirements at Alpha Ridge Landfill, reduce operating costs, and increase public awareness of improved storm water quality techniques and renewable|sustainable technologies.

### Remarks

Projects directly related to municipal solid waste activities are funded under C-0299.

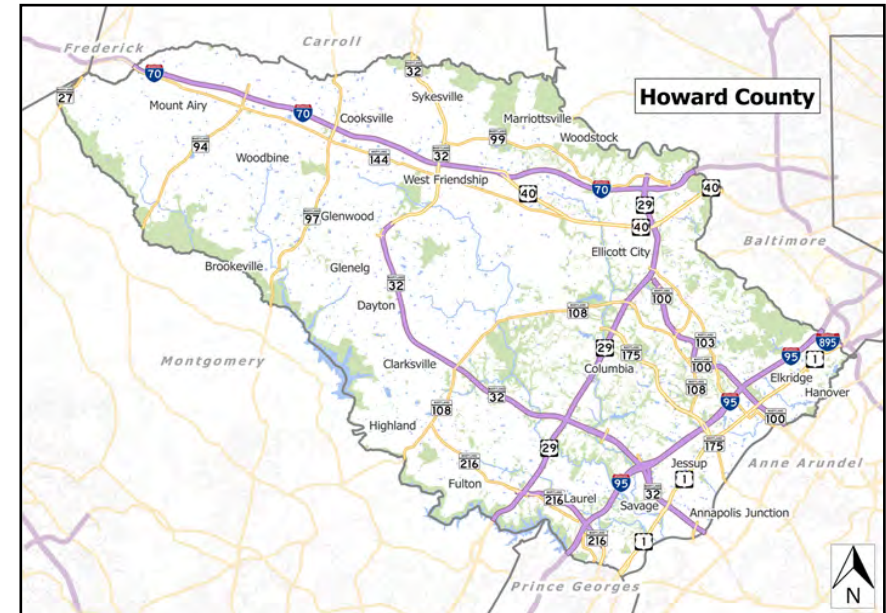
### Project Schedule

FY22|23 - Transfer Station recoverable recyclables study.

### Operating Budget Impact

No Operating Impact

FY2023 Bonds - Annual Debt Service Payment	0
FY2023 Bonds - 20-Year Total Debt Service Payment	0
Total Project Bonds - Annual Debt Service Payment	30,542
Total Project Bonds - 20-Year Total Debt Service Payment	610,838



# Fiscal 2023 Capital Budget

# GENERAL COUNTY PROJECTS

## Project: C0336-FY2014 LANDFILL RESOURCE MANAGEMENT

(In Thousands)	Five Year Capital Program										Master Plan			
	Prior Appr.	FY2023 Budget	Appr. Total	Fiscal 2024	Fiscal 2025	Fiscal 2026	Fiscal 2027	Fiscal 2028	Sub Total	Fiscal 2029	Fiscal 2030	Fiscal 2031	Fiscal 2032	Total Project
PLANS & ENGINEERING	250	0	250	0	0	0	0	0	0	0	0	0	0	250
CONSTRUCTION	250	0	250	0	0	0	0	0	0	0	0	0	0	250
<b>Total Expenditures</b>	<b>500</b>	<b>0</b>	<b>500</b>	<b>0</b>	<b>0</b>	<b>0</b>	<b>0</b>	<b>0</b>	<b>0</b>	<b>0</b>	<b>0</b>	<b>0</b>	<b>0</b>	<b>500</b>
BONDS	400	0	400	0	0	0	0	0	0	0	0	0	0	400
PAY AS YOU GO	100	0	100	0	0	0	0	0	0	0	0	0	0	100
<b>Total Funding</b>	<b>500</b>	<b>0</b>	<b>500</b>	<b>0</b>	<b>0</b>	<b>0</b>	<b>0</b>	<b>0</b>	<b>0</b>	<b>0</b>	<b>0</b>	<b>0</b>	<b>0</b>	<b>500</b>

**\$199,930 spent and encumbered through February 2022**

**\$199,930 spent and encumbered through February 2021**

**Project Status** FY14 - Design stormwater technologies demonstration area. Evaluate feasibility of wind energy. Expand HHW building to reduce stormwater impact. Develop wildlife work plan and begin pursuing certification.

FY15 - Plant|construct American Elm pilot reforestation.

FY16 - Monitor aforestation.

FY17 - Monitor wildlife projects..

FY-22 Transfer Station Recyclable Recovery Study.

FY 2022 Budget	500	0	<b>500</b>	0	0	0	0	0	<b>0</b>	0	0	0		<b>500</b>
Difference 2022 / 2023	0	0	<b>0</b>	0	0	0	0	0	<b>0</b>	0	0	0	0	<b>0</b>

## Project: C0337-FY2014 ELLICOTT CITY IMPROVEMENTS and ENHANCEMENTS

### Description

This is a project to provide a variety of repairs and improvements to public infrastructure and address other community improvements and to make improvements to the downtown and historic district of the Howard County Seat. This project may include land acquisition for water quality and drainage needs and other public improvements.

### Justification

Community has requested improvements to the downtown Ellicott City area for flood mitigation. The work effort will be done to implement the Safe and Sound Plan.

### Remarks

1. TAO #3 - 2014 current pending legislation will add \$100,000 grant funding for Ellicott City Streetscape program.
2. Construction of some projects may be dependent on the donation of the necessary easements and-or property owner cost share participation.
3. OTHER SOURCES revenue represents homeowner contribution
4. WATER QUALITY LOANS represents Water Infrastructure Finance and Innovation Act of 2014 (WIFIA) loan, which has a 30-year term, favorable rate and debt payment start date of 5 years after loan closing.
5. GRANT represents anticipated FEMA and State funding for Ellicott City.
6. Project implementation of the various improvements included in the Safe and Sound Plan may be adjusted depending on contract negotiations, land acquisition success and regulations|permit approvals.

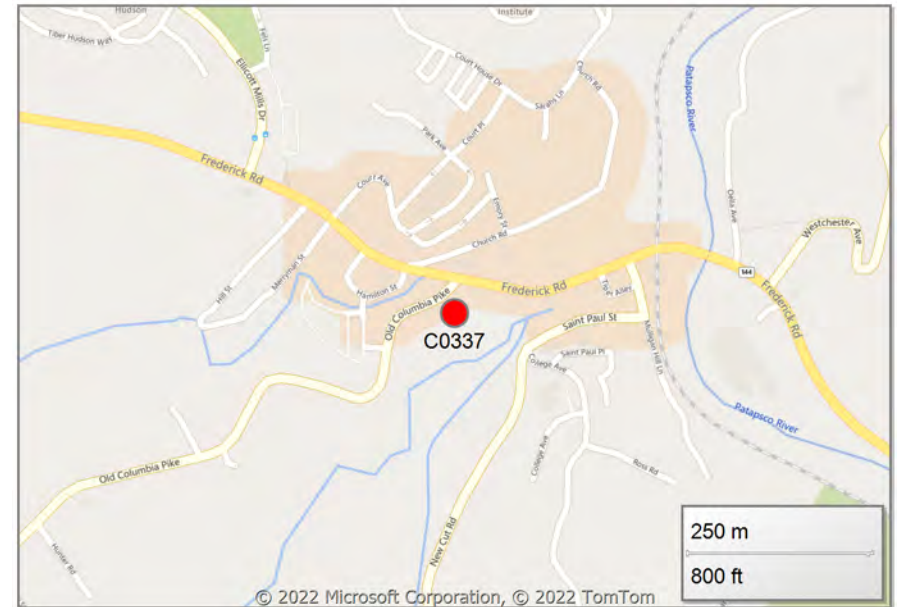
### Project Schedule

FY23– Construction: Maryland Avenue culverts, lower Main Street building work, Pond H4.  
 FY23– Design: North tunnel and NC-3 pond, lower Main Street buildings, B&O Square, and St. Paul pocket park. Continue building acquisition|removal of those in most vulnerable areas (as needed).

### Operating Budget Impact

No Operating Impact

FY2023 Bonds - Annual Debt Service Payment	671,922
FY2023 Bonds - 20-Year Total Debt Service Payment	13,438,437
Total Project Bonds - Annual Debt Service Payment	8,064,935
Total Project Bonds - 20-Year Total Debt Service Payment	161,298,709



### Explanation of Changes

Scope definition and timeline of project account for cost increase.

# Fiscal 2023 Capital Budget

# GENERAL COUNTY PROJECTS

## Project: C0337-FY2014 ELLICOTT CITY IMPROVEMENTS and ENHANCEMENTS

(In Thousands)	Five Year Capital Program									Master Plan				
	Prior Appr.	FY2023 Budget	Appr. Total	Fiscal 2024	Fiscal 2025	Fiscal 2026	Fiscal 2027	Fiscal 2028	Sub Total	Fiscal 2029	Fiscal 2030	Fiscal 2031	Fiscal 2032	Total Project
PLANS & ENGINEERING	9,450	7,650	17,100	0	0	0	0	0	0	0	0	0	0	17,100
LAND ACQUISITION	18,600	12,100	30,700	0	0	0	0	0	0	0	0	0	0	30,700
CONSTRUCTION	119,441	16,600	136,041	24,450	0	0	0	0	24,450	0	0	0	0	160,491
ADMINISTRATION	400	0	400	0	0	0	0	0	0	0	0	0	0	400
<b>Total Expenditures</b>	<b>147,891</b>	<b>36,350</b>	<b>184,241</b>	<b>24,450</b>	<b>0</b>	<b>0</b>	<b>0</b>	<b>0</b>	<b>24,450</b>	<b>0</b>	<b>0</b>	<b>0</b>	<b>0</b>	<b>208,691</b>
BONDS	38,675	8,800	47,475	14,450	0	0	0	0	14,450	0	0	0	0	61,925
DEVELOPER CONTRIBUTION	165	0	165	0	0	0	0	0	0	0	0	0	0	165
GRANTS	25,596	12,500	38,096	10,000	0	0	0	0	10,000	0	0	0	0	48,096
OTHER SOURCES	5	0	5	0	0	0	0	0	0	0	0	0	0	5
PAY AS YOU GO	6,950	15,050	22,000	0	0	0	0	0	0	0	0	0	0	22,000
WATER QUALITY STATE OR FED LOAN	75,000	0	75,000	0	0	0	0	0	0	0	0	0	0	75,000
STORMWATER UTILITY FUNDING	1,500	0	1,500	0	0	0	0	0	0	0	0	0	0	1,500
<b>Total Funding</b>	<b>147,891</b>	<b>36,350</b>	<b>184,241</b>	<b>24,450</b>	<b>0</b>	<b>0</b>	<b>0</b>	<b>0</b>	<b>24,450</b>	<b>0</b>	<b>0</b>	<b>0</b>	<b>0</b>	<b>208,691</b>

**\$49,487,760 spent and encumbered through February 2022**

**\$34,233,369 spent and encumbered through February 2021**

**Project Status** TAO#1-2019 Transfer in \$15,981,000

Design – Parking Lot F improvements, Ellicott Mills Dr WQ bumpout, Main St crosswalks, Maryland Avenue culverts, North Tunnel (final engineering).

Construction underway – H-7 Pond, Quaker Mill Pond.

Construction complete – Parking Lot E improvements (partial funding), wall repairs for Court Ave, Tonge Row, Lot E northeast corner, Precious Gifts, Main St at 84" culvert, Main St repaving, Courthouse Dr slope repair, Fels La drainage improvements, Ellicott Mills Dr roadway replacement, Rogers Ave storm drain improvements, St. Luke Church slope, relocation of log cabin, miscellaneous sidewalk repairs, stabilization of Caplans.

Other – Stream wall inspections acquisition and demolition process of those in the most vulnerable areas, St Luke Church slope repair.

FY 2022 Budget	147,891	18,530	<b>166,421</b>	10,500	0	0	0	0	<b>10,500</b>	0	0	0		<b>176,921</b>
Difference 2022 / 2023	0	17,820	<b>17,820</b>	13,950	0	0	0	0	<b>13,950</b>	0	0	0	0	<b>31,770</b>

Scope definition and timeline of project account for cost increase.

# Fiscal 2023 Capital Budget

# GENERAL COUNTY PROJECTS

## Project: C0338-FY2015 BROADBAND INSTALLATIONS

### Description

The Broadband Installation project will improve the fiber installed through the ICBN grant and extend services to various organizations including adding additional county facilities to our fiber network. This will also be used for the equipment inside the building to light the fiber and provide services.

### Justification

This is to help reduce overall leased line costs as well as provide equipment refreshes to support higher network speeds that are being requested.

### Remarks

1. Build out and infrastructure upgrades continue through fiscal year as necessary.
2. Fiber build out of laterals and backbone will also continue throughout fiscal year as necessary.

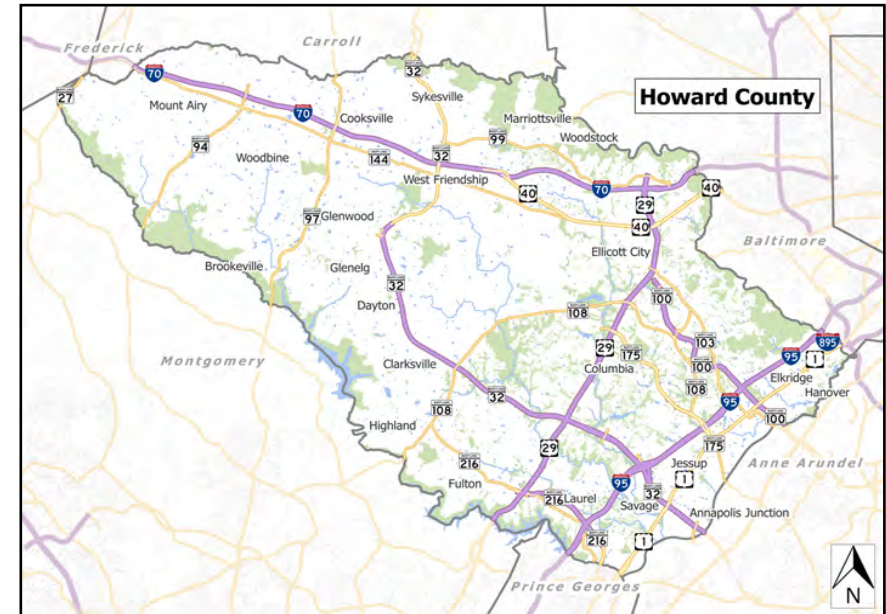
### Project Schedule

Provide fiber to County Government locations as needed.

### Operating Budget Impact

No Operating Impact

FY2023 Bonds - Annual Debt Service Payment	0
FY2023 Bonds - 20-Year Total Debt Service Payment	0
Total Project Bonds - Annual Debt Service Payment	0
Total Project Bonds - 20-Year Total Debt Service Payment	0



# Fiscal 2023 Capital Budget

# GENERAL COUNTY PROJECTS

## Project: C0338-FY2015 BROADBAND INSTALLATIONS

(In Thousands)	Five Year Capital Program										Master Plan			
	Prior Appr.	FY2023 Budget	Appr. Total	Fiscal 2024	Fiscal 2025	Fiscal 2026	Fiscal 2027	Fiscal 2028	Sub Total	Fiscal 2029	Fiscal 2030	Fiscal 2031	Fiscal 2032	Total Project
PLANS & ENGINEERING	0	0	0	0	0	0	0	0	0	0	0	0	0	0
LAND ACQUISITION	0	0	0	0	0	0	0	0	0	0	0	0	0	0
CONSTRUCTION	3,000	0	3,000	0	0	0	0	0	0	0	0	0	0	3,000
<b>Total Expenditures</b>	<b>3,000</b>	<b>0</b>	<b>3,000</b>	<b>0</b>	<b>0</b>	<b>0</b>	<b>0</b>	<b>0</b>	<b>0</b>	<b>0</b>	<b>0</b>	<b>0</b>	<b>0</b>	<b>3,000</b>
OTHER SOURCES	3,000	0	3,000	0	0	0	0	0	0	0	0	0	0	3,000
<b>Total Funding</b>	<b>3,000</b>	<b>0</b>	<b>3,000</b>	<b>0</b>	<b>0</b>	<b>0</b>	<b>0</b>	<b>0</b>	<b>0</b>	<b>0</b>	<b>0</b>	<b>0</b>	<b>0</b>	<b>3,000</b>

**\$1,964,263 spent and encumbered through February 2022**

**\$1,703,148 spent and encumbered through February 2021**

### Project Status

Several County facilities have been connected to the fiber network during prior fiscal years and will continue thereby reducing the County's cost for leased lines.

FY 2022 Budget	3,000	0	<b>3,000</b>	0	0	0	0	0	<b>0</b>	0	0	0		<b>3,000</b>
Difference 2022 / 2023	0	0	<b>0</b>	0	0	0	0	0	<b>0</b>	0	0	0	0	<b>0</b>



# Fiscal 2023 Capital Budget

# GENERAL COUNTY PROJECTS

## Project: C0339-FY2015 BROADBAND INSTALLATIONS NON-COUNTY GOVERNMENT

### Description

The Broadband Installation project will extend services to various non-county government organizations including adding facilities to our fiber network. This will also be used for the equipment inside the building to light the fiber and provide services.

### Justification

This is to help reduce overall leased line costs as well as provide equipment refreshes to support higher network speeds that are being requested.

### Remarks

OTHER revenues are generated from fee-supported bonds or capital lease.

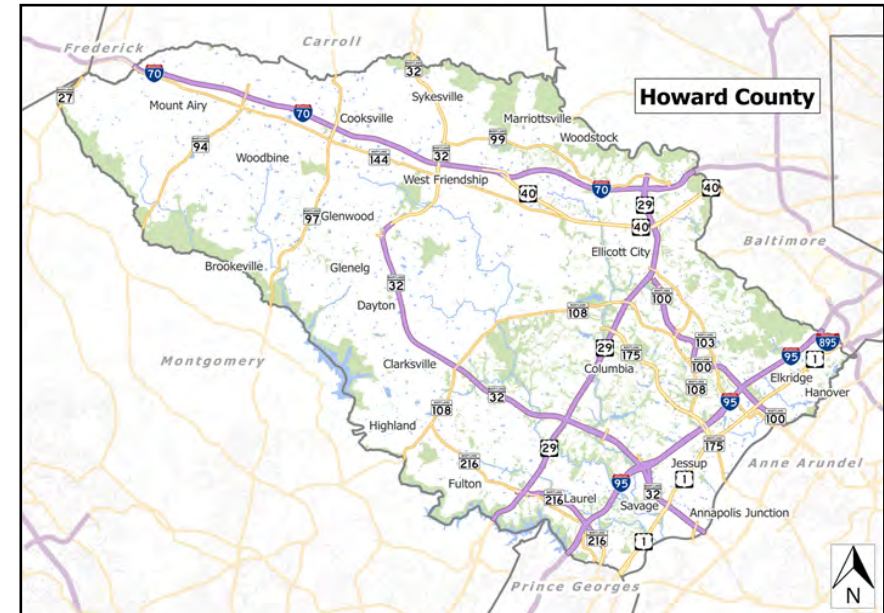
### Project Schedule

FY22 and beyond – Continue to add non-County government agencies to the fiber network as demand requires.

### Operating Budget Impact

No Operating Impact

FY2023 Bonds - Annual Debt Service Payment	0
FY2023 Bonds - 20-Year Total Debt Service Payment	0
Total Project Bonds - Annual Debt Service Payment	0
Total Project Bonds - 20-Year Total Debt Service Payment	0





# Fiscal 2023 Capital Budget

# GENERAL COUNTY PROJECTS

## Project: C0339-FY2015 BROADBAND INSTALLATIONS NON-COUNTY GOVERNMENT

(In Thousands)	Five Year Capital Program										Master Plan			
	Prior Appr.	FY2023 Budget	Appr. Total	Fiscal 2024	Fiscal 2025	Fiscal 2026	Fiscal 2027	Fiscal 2028	Sub Total	Fiscal 2029	Fiscal 2030	Fiscal 2031	Fiscal 2032	Total Project
PLANS & ENGINEERING	0	0	0	0	0	0	0	0	0	0	0	0	0	0
LAND ACQUISITION	0	0	0	0	0	0	0	0	0	0	0	0	0	0
CONSTRUCTION	5,000	0	5,000	0	0	0	0	0	0	0	0	0	0	5,000
<b>Total Expenditures</b>	<b>5,000</b>	<b>0</b>	<b>5,000</b>	<b>0</b>	<b>0</b>	<b>0</b>	<b>0</b>	<b>0</b>	<b>0</b>	<b>0</b>	<b>0</b>	<b>0</b>	<b>0</b>	<b>5,000</b>
OTHER SOURCES	5,000	0	5,000	0	0	0	0	0	0	0	0	0	0	5,000
<b>Total Funding</b>	<b>5,000</b>	<b>0</b>	<b>5,000</b>	<b>0</b>	<b>0</b>	<b>0</b>	<b>0</b>	<b>0</b>	<b>0</b>	<b>0</b>	<b>0</b>	<b>0</b>	<b>0</b>	<b>5,000</b>

**\$2,948,685 spent and encumbered through February 2022**

**\$2,591,490 spent and encumbered through February 2021**

### Project Status

Several non-County government agencies, such as Howard County Public School System, Howard County Public Library System, and Howard Community College, were added to the fiber network in prior fiscal years. Additions will continue as demand requires in FY22 thereby continuing to generate revenue as customers sign long-term service contracts.

FY 2022 Budget	5,000	0	<b>5,000</b>	0	0	0	0	0	<b>0</b>	0	0	0		<b>5,000</b>
Difference 2022 / 2023	0	0	<b>0</b>	0	0	0	0	0	<b>0</b>	0	0	0	0	<b>0</b>

# Fiscal 2023 Capital Budget

# GENERAL COUNTY PROJECTS

## Project: C0340-FY2015 BROADBAND INSTALLATIONS NON-GOVERNMENT

### Description

The Broadband Installation project will extend services to non-government facilities to our fiber network. This will also be used for the equipment inside the building to light the fiber and provide services.

### Justification

This is to help reduce overall leased line costs as well as provide equipment refreshes to support higher network speeds that are being requested.

### Remarks

OTHER revenues are generated from fee-supported bonds or capital lease.

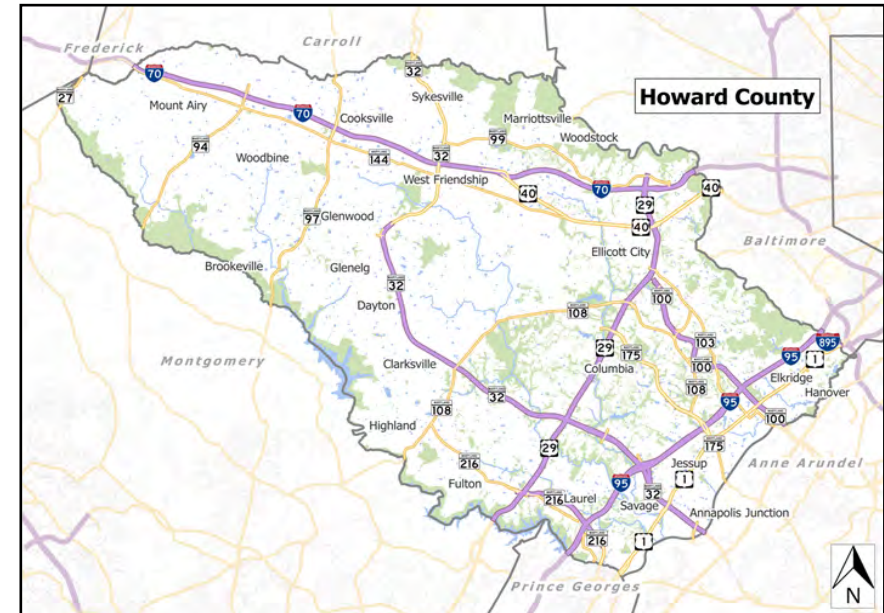
### Project Schedule

FY22 and beyond – Continue adding customers to the network as demand requires.

### Operating Budget Impact

No Operating Impact

FY2023 Bonds - Annual Debt Service Payment	0
FY2023 Bonds - 20-Year Total Debt Service Payment	0
Total Project Bonds - Annual Debt Service Payment	0
Total Project Bonds - 20-Year Total Debt Service Payment	0



# Fiscal 2023 Capital Budget

# GENERAL COUNTY PROJECTS

## Project: C0340-FY2015 BROADBAND INSTALLATIONS NON-GOVERNMENT

(In Thousands)	Five Year Capital Program										Master Plan			
	Prior Appr.	FY2023 Budget	Appr. Total	Fiscal 2024	Fiscal 2025	Fiscal 2026	Fiscal 2027	Fiscal 2028	Sub Total	Fiscal 2029	Fiscal 2030	Fiscal 2031	Fiscal 2032	Total Project
PLANS & ENGINEERING	0	0	0	0	0	0	0	0	0	0	0	0	0	0
LAND ACQUISITION	0	0	0	0	0	0	0	0	0	0	0	0	0	0
CONSTRUCTION	2,000	0	2,000	0	0	0	0	0	0	0	0	0	0	2,000
<b>Total Expenditures</b>	<b>2,000</b>	<b>0</b>	<b>2,000</b>	<b>0</b>	<b>0</b>	<b>0</b>	<b>0</b>	<b>0</b>	<b>0</b>	<b>0</b>	<b>0</b>	<b>0</b>	<b>0</b>	<b>2,000</b>
OTHER SOURCES	2,000	0	2,000	0	0	0	0	0	0	0	0	0	0	2,000
<b>Total Funding</b>	<b>2,000</b>	<b>0</b>	<b>2,000</b>	<b>0</b>	<b>0</b>	<b>0</b>	<b>0</b>	<b>0</b>	<b>0</b>	<b>0</b>	<b>0</b>	<b>0</b>	<b>0</b>	<b>2,000</b>

**\$877,854 spent and encumbered through February 2022**

**\$770,692 spent and encumbered through February 2021**

### Project Status

FY18-FY22: Adding customers to the fiber network as demand requires.

FY23 plan: Continue to add customers; generating long-term service contracts.

FY 2022 Budget	2,000	0	<b>2,000</b>	0	0	0	0	0	<b>0</b>	0	0	0		<b>2,000</b>
Difference 2022 / 2023	0	0	<b>0</b>	0	0	0	0	0	<b>0</b>	0	0	0	0	<b>0</b>

## Project: C0342-CLARKSVILLE PARKING GARAGE

### Description

This project is for the design, construction and construction management of a parking garage on Clarksville Pike, Clarksville Maryland. The parking garage will be located on an existing surface parking lot on the corner of Route 108 and Signal Bell Lane adjacent to the Ten Oaks Ballroom and Fifth District Volunteer Fire Department. As part of this project, Signal Bell Lane will be widened and ADA access will be upgraded to current standards. The garage will be a precast concrete structure.

### Justification

The existing surface parking lot reaches capacity due to the use by commuters and people attending the Ten Oaks Ballroom. The existing parking patterns of the Ten Oaks Ballroom parking lot have reached capacity when commuter parking including bus passengers, individual park and ride carpools, and commercial vanpools are at the site during a moderate ballroom event.

### Remarks

A Study dated September 2015 documents existing and latent parking demand at the parking lot, identifies alternatives to provide additional parking accommodations, summarizes the projected traffic impacts associated with the proposed expansion of the parking facility, and evaluates roadway improvements to mitigate adverse traffic impacts.

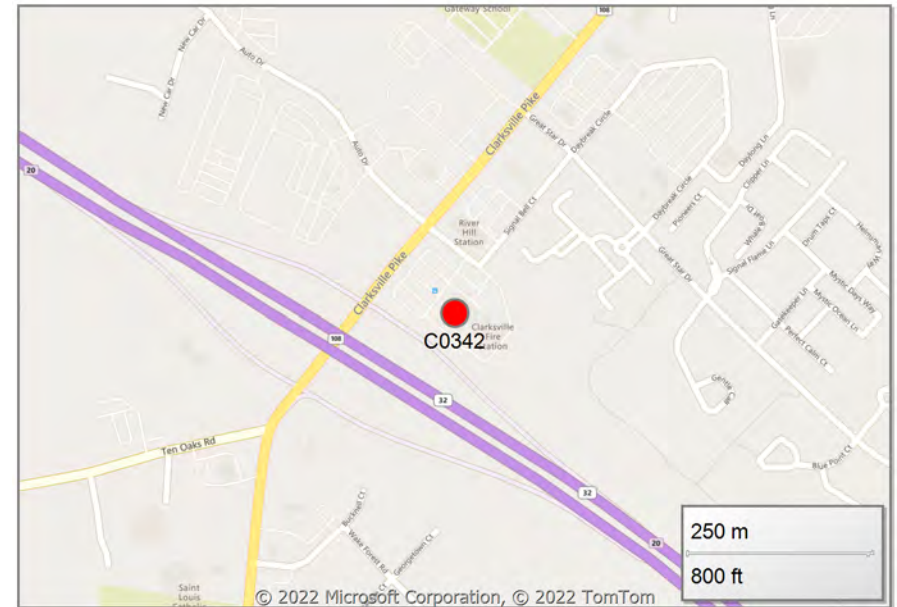
### Project Schedule

- FY28 - Start design
- FY29 - Complete design|start construction
- FY30 - Complete construction

### Operating Budget Impact

No Operating Impact

FY2023 Bonds - Annual Debt Service Payment	0
FY2023 Bonds - 20-Year Total Debt Service Payment	0
Total Project Bonds - Annual Debt Service Payment	421,860
Total Project Bonds - 20-Year Total Debt Service Payment	8,437,201



# Fiscal 2023 Capital Budget

# GENERAL COUNTY PROJECTS

## Project: C0342-CLARKSVILLE PARKING GARAGE

(In Thousands)	Five Year Capital Program									Master Plan				Total Project
	Prior Appr.	FY2023 Budget	Appr. Total	Fiscal 2024	Fiscal 2025	Fiscal 2026	Fiscal 2027	Fiscal 2028	Sub Total	Fiscal 2029	Fiscal 2030	Fiscal 2031	Fiscal 2032	
PLANS & ENGINEERING	0	0	0	0	0	0	0	450	450	550	0	0	0	1,000
LAND ACQUISITION	0	0	0	0	0	0	0	25	25	0	0	0	0	25
CONSTRUCTION	0	0	0	0	0	0	0	0	0	4,500	0	0	0	4,500
<b>Total Expenditures</b>	<b>0</b>	<b>0</b>	<b>0</b>	<b>0</b>	<b>0</b>	<b>0</b>	<b>0</b>	<b>475</b>	<b>475</b>	<b>5,050</b>	<b>0</b>	<b>0</b>	<b>0</b>	<b>5,525</b>
BONDS	0	0	0	0	0	0	0	475	475	5,050	0	0	0	5,525
<b>Total Funding</b>	<b>0</b>	<b>0</b>	<b>0</b>	<b>0</b>	<b>0</b>	<b>0</b>	<b>0</b>	<b>475</b>	<b>475</b>	<b>5,050</b>	<b>0</b>	<b>0</b>	<b>0</b>	<b>5,525</b>

**\$0 spent and encumbered through February 2022**

**\$0 spent and encumbered through February 2021**

### Project Status

FY 2022 Budget	0	0	<b>0</b>	0	0	0	0	475	<b>475</b>	5,050	0	0		<b>5,525</b>
Difference 2022 / 2023	0	0	<b>0</b>	0	0	0	0	0	<b>0</b>	0	0	0	0	<b>0</b>

Project deferred due to funding constraints.

## Project: C0348-FY2017 MODERNIZATION OF FLEET AND HIGHWAYS SHOPS

### Description

A project for the master planning, design, construction of new facilities and renovation of existing County Fleet and Highways Facilities to modernize the facilities. This project will improve the efficiency of operations, improve the safety of the working conditions for employees and correct a number of site deficiencies.

### Justification

The existing Fleet and Highway facilities have outlived their life. The building systems are inefficient, the building envelopes do not provide adequate insulation, adding to high operating costs and the building envelopes are in need of repair or replacement. The shop buildings can no longer accommodate the staff working on the vehicles. The administration buildings are mostly portable trailers that were placed throughout the years without any type of site master plan gradually restricting access and maneuverability on the site making operations inefficient for the Highways staff. The disjointed administration facilities do not lend themselves to a collaborative work environment reducing operational and managerial efficiencies. Bunk rooms and adequate showers are not present on many of the sites, causing additional expense to the County for any weather related emergency.

### Remarks

1. Funding requested in FY17 for planning, design and emergency repairs.
2. Consolidate with C0346 funding.

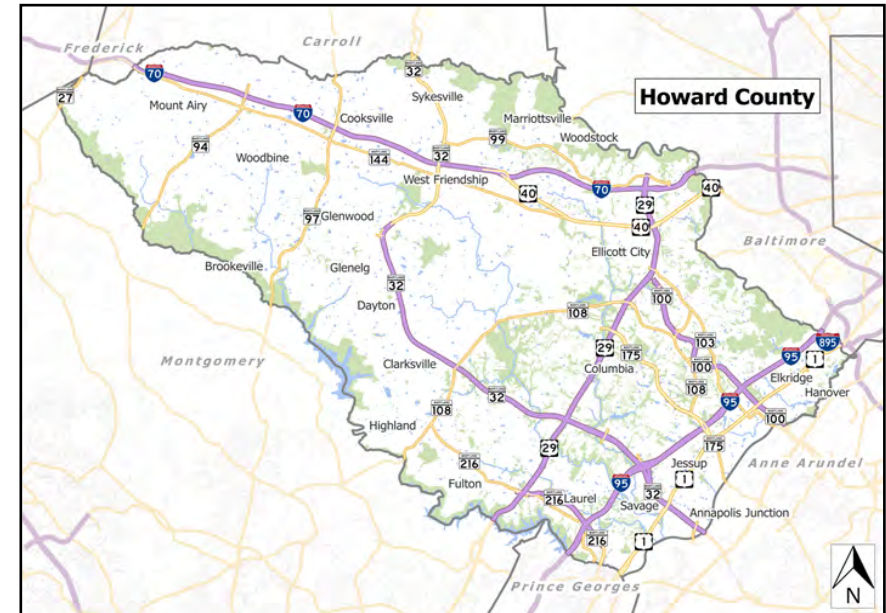
### Project Schedule

FY23 - Continue Mayfield master plan: construct site infrastructure improvements, modular building and Brine Facility. Commence Truck Wash design.  
 FY24 - Truck Wash at Mayfield, Salt Barn Renovations, construct Alpha Ridge Brine Facility.

### Operating Budget Impact

Bureau of Facilities estimates the annual impact to O&M and utilities at \$25,000.

FY2023 Bonds - Annual Debt Service Payment	213,793
FY2023 Bonds - 20-Year Total Debt Service Payment	4,275,866
Total Project Bonds - Annual Debt Service Payment	688,338
Total Project Bonds - 20-Year Total Debt Service Payment	13,766,763



# Fiscal 2023 Capital Budget

# GENERAL COUNTY PROJECTS

## Project: C0348-FY2017 MODERNIZATION OF FLEET AND HIGHWAYS SHOPS

(In Thousands)	Five Year Capital Program									Master Plan				
	Prior Appr.	FY2023 Budget	Appr. Total	Fiscal 2024	Fiscal 2025	Fiscal 2026	Fiscal 2027	Fiscal 2028	Sub Total	Fiscal 2029	Fiscal 2030	Fiscal 2031	Fiscal 2032	Total Project
PLANS & ENGINEERING	1,010	400	1,410	0	0	0	0	0	0	0	0	0	0	1,410
CONSTRUCTION	2,565	2,331	4,896	2,300	100	100	100	0	2,600	0	0	0	0	7,496
ADMINISTRATION	0	69	69	0	0	0	0	0	0	0	0	0	0	69
EQUIPMENT & FURNISHINGS	40	0	40	0	0	0	0	0	0	0	0	0	0	40
<b>Total Expenditures</b>	<b>3,615</b>	<b>2,800</b>	<b>6,415</b>	<b>2,300</b>	<b>100</b>	<b>100</b>	<b>100</b>	<b>0</b>	<b>2,600</b>	<b>0</b>	<b>0</b>	<b>0</b>	<b>0</b>	<b>9,015</b>
BONDS	3,615	2,800	6,415	2,300	100	100	100	0	2,600	0	0	0	0	9,015
<b>Total Funding</b>	<b>3,615</b>	<b>2,800</b>	<b>6,415</b>	<b>2,300</b>	<b>100</b>	<b>100</b>	<b>100</b>	<b>0</b>	<b>2,600</b>	<b>0</b>	<b>0</b>	<b>0</b>	<b>0</b>	<b>9,015</b>

**\$2,935,387 spent and encumbered through February 2022**

**\$2,535,638 spent and encumbered through February 2021**

**Project Status** Costs are spread out to account for phasing of construction at Mayfield, Dayton and Cooksville locations. Design of a new sign shop at Cooksville to begin in January 2018.

FY19 - Highways Admin staff located to lease space (Riverwood).

FY20 - Dayton Admin trailer is renovated.

FY21 - Began to construct Old Annapolis Brine Facility; advanced Mayfield master plan.

FY22 - Completed Old Annapolis Brine Facility, advanced Mayfield master plan, located temporary trailer for locker rooms at Mayfield, began design package for site infrastructure at Mayfield shop.

FY 2022 Budget	3,615	2,369	<b>5,984</b>	2,300	100	100	100	0	<b>2,600</b>	0	0	0		<b>8,584</b>
Difference 2022 / 2023	0	431	<b>431</b>	0	0	0	0	0	<b>0</b>	0	0	0	0	<b>431</b>



## Project: C0349-FY2017 ENVIRONMENTAL COMPLIANCE OPERATIONS

### Description

A project to support environmental compliance activities for County Facilities. Work may include the study, planning, design and construction of environmental protection and remediation measures.

### Justification

Plans and improvements to comply with Federal|State regulations.

### Remarks

Other money represents escrowed remediation expenses.

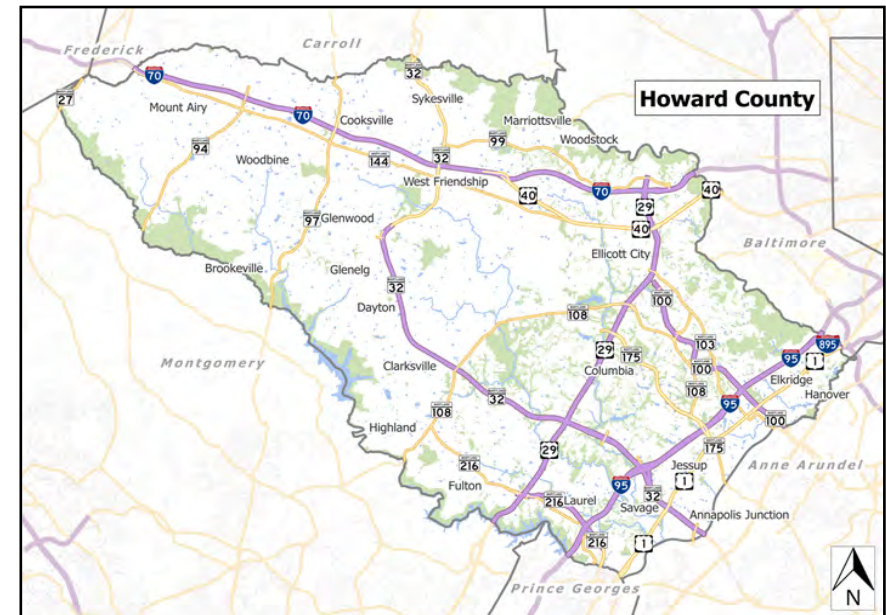
### Project Schedule

FY23 - Design: Conduct environmental compliance assessments at multiple facilities. Conduct annual environmental compliance updates. Conduct stormwater monitoring. Inspect above ground storage tanks monthly.  
 FY24-FY32 - Design: Conduct environmental compliance assessments of additional facilities. Update every five years. Update SPCC (Spill Prevention Control and Countermeasure) plans every five years. Update SWPPPs (Stormwater Pollution Prevention Plans) as necessary. Conduct stormwater monitoring.

### Operating Budget Impact

The Bond funding listed for this project includes both long term bond funding and the use of the master lease program as appropriate.

FY2023 Bonds - Annual Debt Service Payment	15,271
FY2023 Bonds - 20-Year Total Debt Service Payment	305,419
Total Project Bonds - Annual Debt Service Payment	263,271
Total Project Bonds - 20-Year Total Debt Service Payment	5,265,424





# Fiscal 2023 Capital Budget

# GENERAL COUNTY PROJECTS

## Project: C0349-FY2017 ENVIRONMENTAL COMPLIANCE OPERATIONS

(In Thousands)	Five Year Capital Program									Master Plan				
	Prior Appr.	FY2023 Budget	Appr. Total	Fiscal 2024	Fiscal 2025	Fiscal 2026	Fiscal 2027	Fiscal 2028	Sub Total	Fiscal 2029	Fiscal 2030	Fiscal 2031	Fiscal 2032	Total Project
PLANS & ENGINEERING	1,058	200	1,258	298	345	241	171	165	1,220	205	205	280	280	3,448
CONSTRUCTION	0	0	0	0	0	0	0	0	0	0	0	0	0	0
<b>Total Expenditures</b>	<b>1,058</b>	<b>200</b>	<b>1,258</b>	<b>298</b>	<b>345</b>	<b>241</b>	<b>171</b>	<b>165</b>	<b>1,220</b>	<b>205</b>	<b>205</b>	<b>280</b>	<b>280</b>	<b>3,448</b>
BONDS	1,058	200	1,258	298	345	241	171	165	1,220	205	205	280	280	3,448
<b>Total Funding</b>	<b>1,058</b>	<b>200</b>	<b>1,258</b>	<b>298</b>	<b>345</b>	<b>241</b>	<b>171</b>	<b>165</b>	<b>1,220</b>	<b>205</b>	<b>205</b>	<b>280</b>	<b>280</b>	<b>3,448</b>

**\$824,924 spent and encumbered through February 2022**

**\$771,574 spent and encumbered through February 2021**

**Project Status** Design: Completed Regulatory Compliance Guide; prepared SPCC plans for all required facilities; prepared and updated SWPPPs at required facilities; conducted environmental compliance assessments of twelve facilities; trained staff annually on SPCC plans, SWPPPs, and handling hazardous wastes; prepared County-wide Hazard Communication Policy; GIS inventory and database ongoing; set up hazardous waste collection program for Howard County sites; monitored stormwater; and updated SPCC Plan and SWPPPs for all required facilities.

Construction: Design and installation of vehicle wash pads and rainwater harvesting systems at seven fire stations complete and four park shops ongoing; 24 USTs removed; removal of leaking underground hydraulic lifts and contaminated soil completed at six sites; oil/water separator replacement completed at 8 sites; underground waste water storage tanks for truck wash pads and oil/water separators designed and installed at two sites; truck wash pad and trench drain replacement complete at Alpha Ridge Maintenance Shop; and installed a stormwater protection system at Cooksville fueling site.

FY 2022 Budget	1,058	213	<b>1,271</b>	298	345	241	171	165	<b>1,220</b>	205	205	280		<b>3,181</b>
Difference 2022 / 2023	0	(13)	<b>(13)</b>	0	0	0	0	0	<b>0</b>	0	0	0	280	<b>267</b>

# Fiscal 2023 Capital Budget

# GENERAL COUNTY PROJECTS

## Project: C0350-FY2017 NEW BUDGET SYSTEM

### Description

The Budget Application project has been established to purchase and implement a new budget system for improved efficiencies, transparency and presentation. Phase 1 funding will focus on a feasibility study and provide needed insight into budgeting systems currently on the market that are capable of addressing present and future operating and capital budgeting needs.

### Justification

An enhanced budget application is needed to allow for additional analysis, forecasting, data-driven decision making, and integration with the ERP system. The passing of CB 54-2015 along with the integration of performance management added additional requirements to both the operating and capital budget processes. The incorporation of these changes and the desire for additional transparency makes it even more important to consider the future direction of both the industry and the County. The study in the first stage of the project will enable the County to examine the current needs of its existing budget processes and presentations as well as understand the technologies and functionalities being utilized in other jurisdictions. This process will help control the costs associated with a potential project as it will allow for long-term planning.

### Remarks

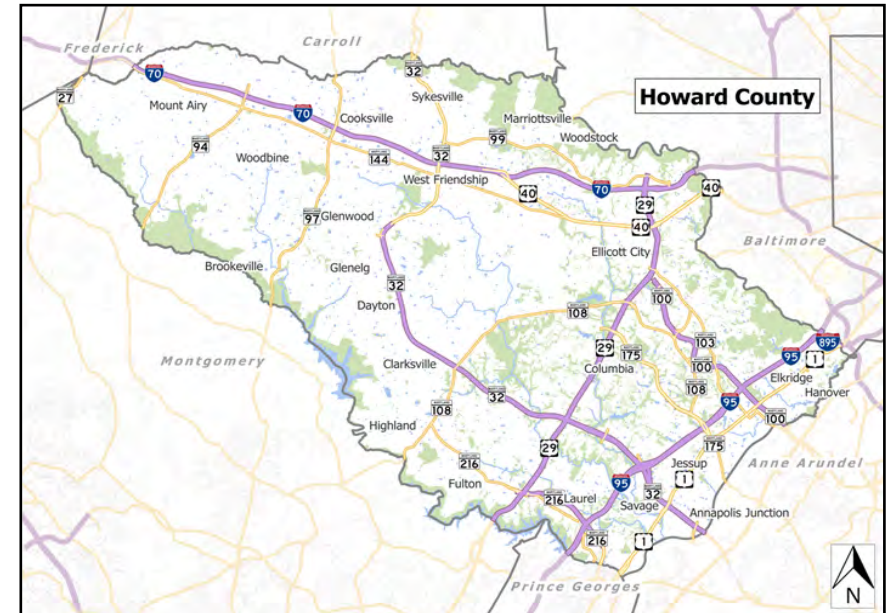
### Project Schedule

FY23 - Project financial closeout process.

### Operating Budget Impact

No Operating Impact

FY2023 Bonds - Annual Debt Service Payment	0
FY2023 Bonds - 20-Year Total Debt Service Payment	0
Total Project Bonds - Annual Debt Service Payment	38,177
Total Project Bonds - 20-Year Total Debt Service Payment	763,548



# Fiscal 2023 Capital Budget

# GENERAL COUNTY PROJECTS

## Project: C0350-FY2017 NEW BUDGET SYSTEM

(In Thousands)	Five Year Capital Program										Master Plan			
	Prior Appr.	FY2023 Budget	Appr. Total	Fiscal 2024	Fiscal 2025	Fiscal 2026	Fiscal 2027	Fiscal 2028	Sub Total	Fiscal 2029	Fiscal 2030	Fiscal 2031	Fiscal 2032	Total Project
PLANS & ENGINEERING	500	0	500	0	0	0	0	0	0	0	0	0	0	500
ADMINISTRATION	0	0	0	0	0	0	0	0	0	0	0	0	0	0
<b>Total Expenditures</b>	<b>500</b>	<b>0</b>	<b>500</b>	<b>0</b>	<b>0</b>	<b>0</b>	<b>0</b>	<b>0</b>	<b>0</b>	<b>0</b>	<b>0</b>	<b>0</b>	<b>0</b>	<b>500</b>
BONDS	500	0	500	0	0	0	0	0	0	0	0	0	0	500
<b>Total Funding</b>	<b>500</b>	<b>0</b>	<b>500</b>	<b>0</b>	<b>0</b>	<b>0</b>	<b>0</b>	<b>0</b>	<b>0</b>	<b>0</b>	<b>0</b>	<b>0</b>	<b>0</b>	<b>500</b>

**\$498,340 spent and encumbered through February 2022**

**\$494,605 spent and encumbered through February 2021**

**Project Status** FY23 - Financial closeout

FY19 - Implementation

FY18 - Procurement

FY17 - Feasibility Study

FY20 - Complete Implementation

FY 2022 Budget	500	0	<b>500</b>	0	0	0	0	0	<b>0</b>	0	0	0		<b>500</b>
Difference 2022 / 2023	0	0	<b>0</b>	0	0	0	0	0	<b>0</b>	0	0	0	0	<b>0</b>

## Project: C0351-FY2017 HARRIET TUBMAN REMEDIATION and RESTORATION

### Description

This project will provide for Harriet Tubman High School remediation of hazardous containing material such as ACM, lead, PCB, and fuel. It will render the building code compliant for near term use and provide design and construction for long-term use based on program goals developed in cooperation with community stake holders.

### Justification

Howard County will provide space for the HCPSS Maintenance Shop to relocate from the Harriet Tubman High School. Howard County will decommission the Harriet Tubman High School, remove any hazardous material, and complete renovations for community use.

### Remarks

1. Prior appropriated GRANTS represents FY18 and FY19 State Bond Bills. FY20 GRANT represents FY20 State Bond Bill. FY22 GRANT represents FY22 State Bond Bill.
2. Phase 2: Life Safety upgrades are complete. Improvements include new windows, ADA lifts, HVAC, sprinklers, and a new Fire Alarm System.
3. Phase 3: Community Center that features an African American Cultural Center, performing arts, Fitness areas, and other Community amenities. Over the course of design, the scope was increased to include theatrical lighting and enhanced AV systems, exterior play areas, new electrical service, new water service and fire pump, new vestibule and storefront doors, emergency generator and additional HVAC equipment. This unanticipated increase in scope has resulted in increased costs.
4. Harriet Tubman Cultural Center (Phase 3) to be bid in January 2021. Due to current funding constraints, project will be constructed under two phases. The base bid will use current available funding.

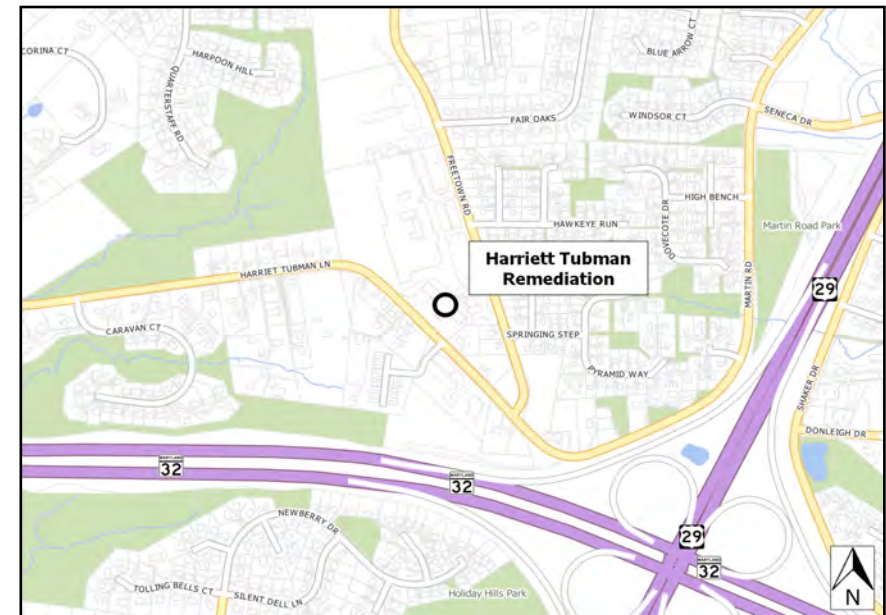
### Project Schedule

FY23 - FFE for new Harriet Tubman Cultural Center, financial close out.

### Operating Budget Impact

Once the project is completed, operating expenses are projected to be in excess of \$1 million.

FY2023 Bonds - Annual Debt Service Payment	28,633
FY2023 Bonds - 20-Year Total Debt Service Payment	572,661
Total Project Bonds - Annual Debt Service Payment	454,693
Total Project Bonds - 20-Year Total Debt Service Payment	9,093,851



# Fiscal 2023 Capital Budget

# GENERAL COUNTY PROJECTS

## Project: C0351-FY2017 HARRIET TUBMAN REMEDIATION and RESTORATION

(In Thousands)	Five Year Capital Program										Master Plan			
	Prior Appr.	FY2023 Budget	Appr. Total	Fiscal 2024	Fiscal 2025	Fiscal 2026	Fiscal 2027	Fiscal 2028	Sub Total	Fiscal 2029	Fiscal 2030	Fiscal 2031	Fiscal 2032	Total Project
PLANS & ENGINEERING	720	0	720	0	0	0	0	0	0	0	0	0	0	720
CONSTRUCTION	7,550	150	7,700	0	0	0	0	0	0	0	0	0	0	7,700
ADMINISTRATION	0	0	0	0	0	0	0	0	0	0	0	0	0	0
EQUIPMENT & FURNISHINGS	460	225	685	0	0	0	0	0	0	0	0	0	0	685
<b>Total Expenditures</b>	<b>8,730</b>	<b>375</b>	<b>9,105</b>	<b>0</b>	<b>0</b>	<b>0</b>	<b>0</b>	<b>0</b>	<b>0</b>	<b>0</b>	<b>0</b>	<b>0</b>	<b>0</b>	<b>9,105</b>
BONDS	5,580	375	5,955	0	0	0	0	0	0	0	0	0	0	5,955
GRANTS	1,850	0	1,850	0	0	0	0	0	0	0	0	0	0	1,850
PAY AS YOU GO	1,300	0	1,300	0	0	0	0	0	0	0	0	0	0	1,300
<b>Total Funding</b>	<b>8,730</b>	<b>375</b>	<b>9,105</b>	<b>0</b>	<b>0</b>	<b>0</b>	<b>0</b>	<b>0</b>	<b>0</b>	<b>0</b>	<b>0</b>	<b>0</b>	<b>0</b>	<b>9,105</b>

**\$8,421,921 spent and encumbered through February 2022**

**\$3,263,500 spent and encumbered through February 2021**

**Project Status** Environmental and building assessments completed. Building is completely unoccupied since HCPSS vacated the building in September 2017.

FY19 - development of a schedule and budget for long term use, based on findings of the Harriet Tubman Society Advisory Council, was completed.

FY20 - Restored Auditorium-Gym (Phase 1). Designed additional renovations based on Council findings.

FY21 - Completing construction of Life Safety upgrades & design for Harriet Tubman Cultural Center.

FY22 - Substantial completion of renovation for the Harriet Tubman Cultural Center, FFE acquisition.

FY 2022 Budget	8,730	800	<b>9,530</b>	0	0	0	0	0	<b>0</b>	0	0	0		<b>9,530</b>
Difference 2022 / 2023	0	(425)	<b>(425)</b>	0	0	0	0	0	<b>0</b>	0	0	0	0	<b>(425)</b>

FY23 request was reduced after favorable competitive bidding.

**Project: C0352-FY2017 SITE ACQUISITION FOR SCHOOL SITES AND ELEVATED WATER STORAGE FACILITIES**

**Description**

This project establishes a fund for school site acquisition that comes available on the market that meets the future needs of the County specifically to serve the public interest to add or enhance the school system sites for new schools. This shall include title and appraisal reports, surveys, environmental assessments, etc., required for the acquisition of property. The acquisition will be sized for at least two school facilities and compatible recreational facilities. The project will also be used to acquire the necessary property to design and construct an elevated water storage facility, including site access and pipeline construction, and entrance road will be constructed as part of this project.

**Justification**

Allows the County to move quickly on behalf of the school system for parcels that come on the market. Land resources available for development are becoming rare and it is essential that the County have the ability to move quickly to take advantage of opportunities for unique locations that meet the needs of the school system.

**Remarks**

1. The project site is between Route 1 and Mission Road in the Southeast quadrant of the County.
2. The property to be purchased will be graded to its potential ultimate use configuration facilitates the construction of school facilities, the property will also be developed for public recreational purposes. The Board of Education and Recreation and Parks will develop a joint plan for the site that will accommodate school and recreational uses.
3. FY17 project funds transferred to C0309.
4. OTHER represents property disposition proceeds reflected in ENCR 68 and or 69 - 2015 which were included as in original budget estimates.

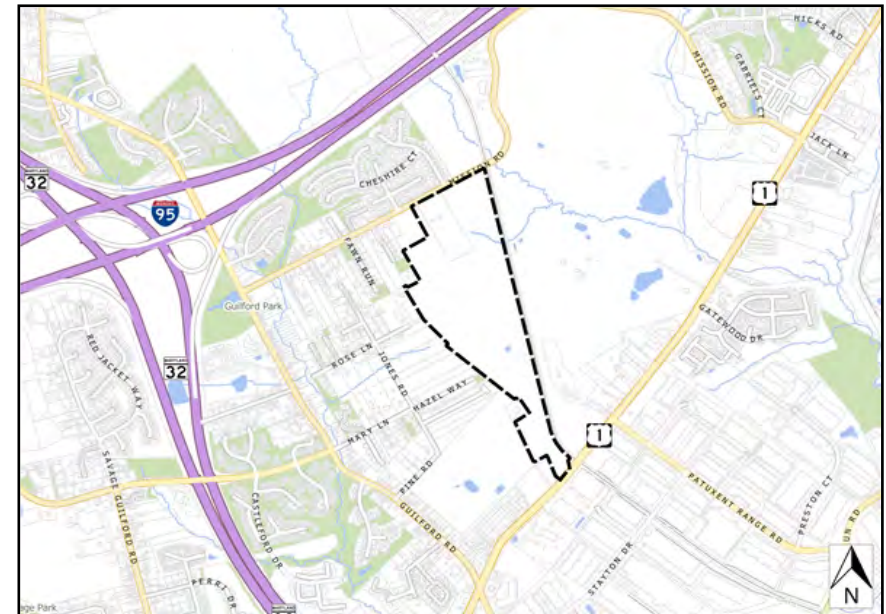
**Project Schedule**

FY23 - Project is in the financial closeout process.

**Operating Budget Impact**

No Operating Impact

FY2023 Bonds - Annual Debt Service Payment	0
FY2023 Bonds - 20-Year Total Debt Service Payment	0
Total Project Bonds - Annual Debt Service Payment	1,337,735
Total Project Bonds - 20-Year Total Debt Service Payment	26,754,707



**Explanation of Changes**

TAO3-2017 transferred \$2,500,000 appropriation to C0309 Land Acquisition Contingency Reserve.

# Fiscal 2023 Capital Budget

# GENERAL COUNTY PROJECTS

## Project: C0352-FY2017 SITE ACQUISITION FOR SCHOOL SITES AND ELEVATED WATER STORAGE FACILITIES

(In Thousands)	Five Year Capital Program									Master Plan				
	Prior Appr.	FY2023 Budget	Appr. Total	Fiscal 2024	Fiscal 2025	Fiscal 2026	Fiscal 2027	Fiscal 2028	Sub Total	Fiscal 2029	Fiscal 2030	Fiscal 2031	Fiscal 2032	Total Project
LAND ACQUISITION	25,520	0	25,520	0	0	0	0	0	0	0	0	0	0	25,520
ADMINISTRATION	0	0	0	0	0	0	0	0	0	0	0	0	0	0
<b>Total Expenditures</b>	<b>25,520</b>	<b>0</b>	<b>25,520</b>	<b>0</b>	<b>0</b>	<b>0</b>	<b>0</b>	<b>0</b>	<b>0</b>	<b>0</b>	<b>0</b>	<b>0</b>	<b>0</b>	<b>25,520</b>
BONDS	10,720	0	10,720	0	0	0	0	0	0	0	0	0	0	10,720
METRO DISTRICT BOND	6,800	0	6,800	0	0	0	0	0	0	0	0	0	0	6,800
OTHER SOURCES	2,500	0	2,500	0	0	0	0	0	0	0	0	0	0	2,500
PAY AS YOU GO	5,500	0	5,500	0	0	0	0	0	0	0	0	0	0	5,500
<b>Total Funding</b>	<b>25,520</b>	<b>0</b>	<b>25,520</b>	<b>0</b>	<b>0</b>	<b>0</b>	<b>0</b>	<b>0</b>	<b>0</b>	<b>0</b>	<b>0</b>	<b>0</b>	<b>0</b>	<b>25,520</b>

**\$25,511,618 spent and encumbered through February 2022**

**\$25,511,618 spent and encumbered through February 2021**

**Project Status** FY17-FY18 - Identify and acquire multi-school sites. Acquire elevated water storage facility sites.

FY19 - Complete site acquisition contract.

FY19-FY20 - Complete site acquisition contract, rough grading of site and entrance road construction. Purchased sites.

FY21-FY22 - Project is in the financial closeout process.

FY 2022 Budget	25,520	0	<b>25,520</b>	0	0	0	0	0	<b>0</b>	0	0	0		<b>25,520</b>
Difference 2022 / 2023	0	0	<b>0</b>	0	0	0	0	0	<b>0</b>	0	0	0	0	<b>0</b>



**Project: C0353-TRANSIT CENTER**

**Description**

A project for site selection, design and construction of a transit center. The center will serve as a hub for existing, and planned, local and regional transit, services including Regional Transit Agency (RTA) and Maryland Transit Administration (MTA) services, bike share as well as future downtown circulator and bus rapid transit services. The center is envisioned as part of mixed-use development including affordable housing to be provided by Howard County Housing Commission.

**Justification**

The 2010 Downtown Columbia Plan (pages 43-44) calls for a transit center as part of downtown transportation demand management where passengers could transfer between lines in a comfortable, attractive and interesting environment.

**Remarks**

The Downtown Columbia plans Community Enhancements, Programs and Public Amenities (CEPPA) #14 as amended in FY 2018 requires the master developer to provide a location at no or nominal cost for a transit center prior to issuance of a building permit for 3.2M SF of development (anticipated to occur by FY2025). The Office of Transportation completed a location and site selection study in FY2018. The preferred site is at the east end of Columbia Mall Circle north and west of Little Patuxent Parkway.

**Project Schedule**

FY21-24 - Identify whether a temporary transit center site will be needed, as identified in the location and site selection study, and/or improvements at the current transit center are needed to address transit vehicle congestion. Explore potential grant opportunities for the transit center.

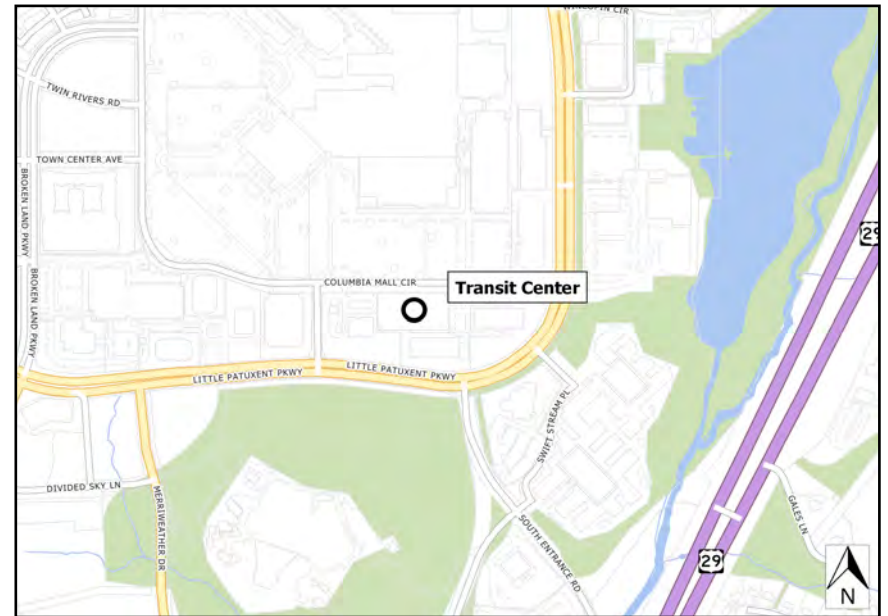
FY31 - Preliminary Design

FY32 - Final design and Construction.

**Operating Budget Impact**

Zero. Design and construction funding envisioned to come from additional revenue generated from Tax Increment Financing investment in downtown Columbia.

FY2023 Bonds - Annual Debt Service Payment	0
FY2023 Bonds - 20-Year Total Debt Service Payment	0
Total Project Bonds - Annual Debt Service Payment	419,951
Total Project Bonds - 20-Year Total Debt Service Payment	8,399,023



**Explanation of Changes**

None



# Fiscal 2023 Capital Budget

# GENERAL COUNTY PROJECTS

## Project: C0353-TRANSIT CENTER

(In Thousands)				Five Year Capital Program						Master Plan				
Appropriation Object Class	Prior Appr.	FY2023 Budget	Appr. Total	Fiscal 2024	Fiscal 2025	Fiscal 2026	Fiscal 2027	Fiscal 2028	Sub Total	Fiscal 2029	Fiscal 2030	Fiscal 2031	Fiscal 2032	Total Project
PLANS & ENGINEERING	0	0	0	0	0	0	0	0	0	0	0	1,100	1,100	2,200
CONSTRUCTION	0	0	0	0	0	0	0	0	0	0	0	0	6,600	6,600
<b>Total Expenditures</b>	<b>0</b>	<b>0</b>	<b>0</b>	<b>0</b>	<b>0</b>	<b>0</b>	<b>0</b>	<b>0</b>	<b>0</b>	<b>0</b>	<b>0</b>	<b>1,100</b>	<b>7,700</b>	<b>8,800</b>
BONDS	0	0	0	0	0	0	0	0	0	0	0	1,100	0	1,100
OTHER SOURCES	0	0	0	0	0	0	0	0	0	0	0	0	3,300	3,300
Other GO	0	0	0	0	0	0	0	0	0	0	0	0	4,400	4,400
<b>Total Funding</b>	<b>0</b>	<b>0</b>	<b>0</b>	<b>0</b>	<b>0</b>	<b>0</b>	<b>0</b>	<b>0</b>	<b>0</b>	<b>0</b>	<b>0</b>	<b>1,100</b>	<b>7,700</b>	<b>8,800</b>

**\$0 spent and encumbered through February 2022**

**\$0 spent and encumbered through February 2021**

**Project Status** Analysis and site selection and preliminary cost estimates complete. Advance bus rapid transit planning.

FY 2022 Budget	0	0	<b>0</b>	0	0	250	500	1,400	<b>2,150</b>	1,500	750	0		<b>4,400</b>
Difference 2022 / 2023	0	0	<b>0</b>	0	0	(250)	(500)	(1,400)	<b>(2,150)</b>	(1,500)	-750	1,100	7,700	<b>4,400</b>

Funding aligns with Downtown Columbia Plan and CEPPA.

## Project: C0354-FY2019 BUILDING ACCESS CONTROL AND SECURITY ENHANCEMENTS

### Description

This project includes design and implementation of new and improved existing electronic security systems at a number of County facilities. Minor building design and construction required to accommodate these systems would also be included.

### Justification

This project will address concerns that security at some County facilities might not be adequate to address possible threats to these facilities.

### Remarks

A number of security assessments performed in recent years recommend some level of hardening for County facilities.

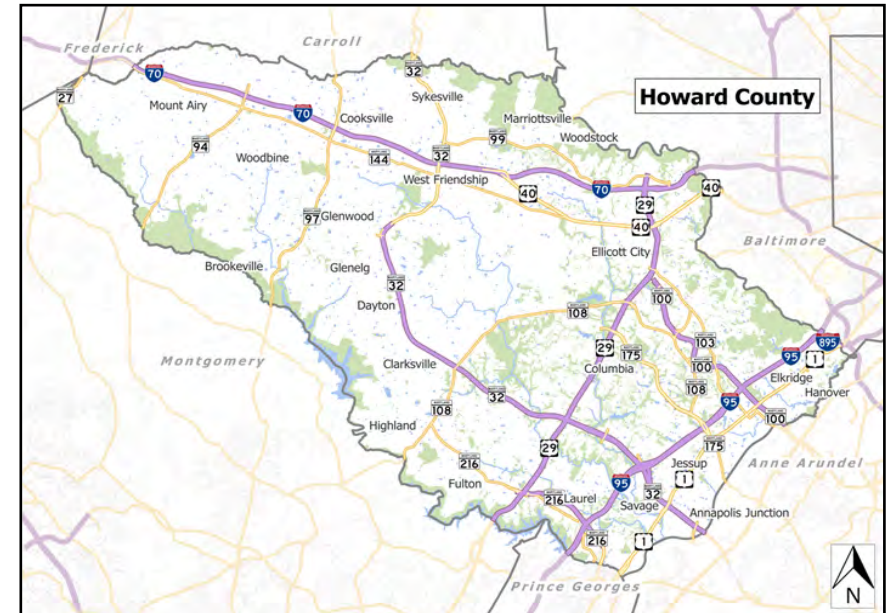
### Project Schedule

FY23 - Address security issues at County buildings, including Howard Building. Incorporate HVAC outside air intake improvements, security improvements to parking area, and modifications to building entrance and exits.

### Operating Budget Impact

Annual Maintenance: \$5,000

FY2023 Bonds - Annual Debt Service Payment	38,177
FY2023 Bonds - 20-Year Total Debt Service Payment	763,548
Total Project Bonds - Annual Debt Service Payment	293,966
Total Project Bonds - 20-Year Total Debt Service Payment	5,879,316



### Explanation of Changes

Additional funds requested for FY23 and beyond for security enhancements and replacement of card readers to the latest generation.

# Fiscal 2023 Capital Budget

# GENERAL COUNTY PROJECTS

## Project: C0354-FY2019 BUILDING ACCESS CONTROL AND SECURITY ENHANCEMENTS

(In Thousands)	Five Year Capital Program									Master Plan				
	Prior Appr.	FY2023 Budget	Appr. Total	Fiscal 2024	Fiscal 2025	Fiscal 2026	Fiscal 2027	Fiscal 2028	Sub Total	Fiscal 2029	Fiscal 2030	Fiscal 2031	Fiscal 2032	Total Project
PLANS & ENGINEERING	20	50	70	0	0	0	0	0	0	0	0	0	0	70
CONSTRUCTION	80	450	530	1,000	750	500	500	500	3,250	0	0	0	0	3,780
<b>Total Expenditures</b>	<b>100</b>	<b>500</b>	<b>600</b>	<b>1,000</b>	<b>750</b>	<b>500</b>	<b>500</b>	<b>500</b>	<b>3,250</b>	<b>0</b>	<b>0</b>	<b>0</b>	<b>0</b>	<b>3,850</b>
BONDS	100	500	600	1,000	750	500	500	500	3,250	0	0	0	0	3,850
<b>Total Funding</b>	<b>100</b>	<b>500</b>	<b>600</b>	<b>1,000</b>	<b>750</b>	<b>500</b>	<b>500</b>	<b>500</b>	<b>3,250</b>	<b>0</b>	<b>0</b>	<b>0</b>	<b>0</b>	<b>3,850</b>

**\$6,704 spent and encumbered through February 2022**

**\$6,704 spent and encumbered through February 2021**

**Project Status** Design and Construction pending coordination with current physical security planning.

FY21 - Develop in-house assessment tool.

FY22 - Developed alternative designs to address air intake. Reviewing and categorizing projects classified from assessment tool.

FY 2022 Budget	100	0	<b>100</b>	0	0	0	0	0	<b>0</b>	0	0	0		<b>100</b>
Difference 2022 / 2023	0	500	<b>500</b>	1,000	750	500	500	500	<b>3,250</b>	0	0	0	0	<b>3,750</b>

## Project: C0358-FY2019 NORTH LAUREL COMMUNITY POOL

### Description

This project will construct an enclosed swimming pool at North Laurel Park, providing the County with a needed second public pool.

### Justification

Provide the County with a needed second public pool.

### Remarks

1. The feasibility study for this pool was completed under project N3940, as a portion of the North Laurel Park.
2. \$1.3 Million of funds remaining in project N3940 were used for the design of this project.
3. The North Laurel Community Pool Project has been planned since 2008 and will have two separate pools. The main pool will be a standard 25 yards in length with 8 lap lanes and an ADA access.
4. The second pool will be a warm-water leisure pool to accommodate both older swimmers from the North Laurel Community Center's 50+ center and young children for swim lessons.
5. Support spaces will be provided including Men's, Women's and individual family locker rooms.
6. FY23 -Move up the project's construction funding| schedule one year to FY27.

### Project Schedule

FY27 - Update design documents as needed to meet latest energy, building and fire codes, submit for permit, bid and start construction.

### Operating Budget Impact

O&M Budget impact beginning in FY28: \$250,000 per year

FY2023 Bonds - Annual Debt Service Payment	0
FY2023 Bonds - 20-Year Total Debt Service Payment	0
Total Project Bonds - Annual Debt Service Payment	1,107,144
Total Project Bonds - 20-Year Total Debt Service Payment	22,142,879



### Explanation of Changes

Project funding was moved forward one year to FY27.

# Fiscal 2023 Capital Budget

# GENERAL COUNTY PROJECTS

## Project: C0358-FY2019 NORTH LAUREL COMMUNITY POOL

(In Thousands)	Five Year Capital Program									Master Plan				
	Prior Appr.	FY2023 Budget	Appr. Total	Fiscal 2024	Fiscal 2025	Fiscal 2026	Fiscal 2027	Fiscal 2028	Sub Total	Fiscal 2029	Fiscal 2030	Fiscal 2031	Fiscal 2032	Total Project
PLANS & ENGINEERING	100	0	100	0	0	0	100	0	100	0	0	0	0	200
CONSTRUCTION	0	0	0	0	0	0	13,900	0	13,900	0	0	0	0	13,900
ADMINISTRATION	0	0	0	0	0	0	50	0	50	0	0	0	0	50
EQUIPMENT & FURNISHINGS	0	0	0	0	0	0	350	0	350	0	0	0	0	350
<b>Total Expenditures</b>	<b>100</b>	<b>0</b>	<b>100</b>	<b>0</b>	<b>0</b>	<b>0</b>	<b>14,400</b>	<b>0</b>	<b>14,400</b>	<b>0</b>	<b>0</b>	<b>0</b>	<b>0</b>	<b>14,500</b>
BONDS	100	0	100	0	0	0	14,400	0	14,400	0	0	0	0	14,500
<b>Total Funding</b>	<b>100</b>	<b>0</b>	<b>100</b>	<b>0</b>	<b>0</b>	<b>0</b>	<b>14,400</b>	<b>0</b>	<b>14,400</b>	<b>0</b>	<b>0</b>	<b>0</b>	<b>0</b>	<b>14,500</b>

**\$58,481 spent and encumbered through February 2022**

**\$51,010 spent and encumbered through February 2021**

**Project Status** FY18 - Feasibility study complete, \$967,433.96 spent under N3940. FY19 - Complete design

FY 2022 Budget	100	0	<b>100</b>	0	0	0	0	14,400	<b>14,400</b>	0	0	0		<b>14,500</b>
Difference 2022 / 2023	0	0	<b>0</b>	0	0	0	14,400	(14,400)	<b>0</b>	0	0	0	0	<b>0</b>



# Fiscal 2023 Capital Budget

# GENERAL COUNTY PROJECTS

## Project: C0360-FY2019 REAL ESTATE PLANNING AND DESIGN

(In Thousands)	Five Year Capital Program										Master Plan			
	Prior Appr.	FY2023 Budget	Appr. Total	Fiscal 2024	Fiscal 2025	Fiscal 2026	Fiscal 2027	Fiscal 2028	Sub Total	Fiscal 2029	Fiscal 2030	Fiscal 2031	Fiscal 2032	Total Project
PLANS & ENGINEERING	500	400	900	0	0	300	0	500	800	0	0	300	0	2,000
LAND ACQUISITION	0	0	0	0	0	0	0	0	0	0	0	0	0	0
<b>Total Expenditures</b>	<b>500</b>	<b>400</b>	<b>900</b>	<b>0</b>	<b>0</b>	<b>300</b>	<b>0</b>	<b>500</b>	<b>800</b>	<b>0</b>	<b>0</b>	<b>300</b>	<b>0</b>	<b>2,000</b>
BONDS	500	400	900	0	0	300	0	500	800	0	0	300	0	2,000
<b>Total Funding</b>	<b>500</b>	<b>400</b>	<b>900</b>	<b>0</b>	<b>0</b>	<b>300</b>	<b>0</b>	<b>500</b>	<b>800</b>	<b>0</b>	<b>0</b>	<b>300</b>	<b>0</b>	<b>2,000</b>

**\$302,558 spent and encumbered through February 2022**

**\$181,309 spent and encumbered through February 2021**

### Project Status

FY 2022 Budget	500	400	<b>900</b>	0	0	300	0	500	<b>800</b>	0	0	0		<b>1,700</b>
Difference 2022 / 2023	0	0	<b>0</b>	0	0	0	0	0	<b>0</b>	0	0	300	0	<b>300</b>



## Project: C0362-FY2019 GATEWAY INNOVATION CENTER RENOVATION

### Description

A project for renovations of the Gateway Building located at 6751 Columbia Gateway Drive to facilitate the implementation of the Gateway Innovation Center.

### Justification

As an initiative of the Economic Development Authority (EDA), renovations are necessary as the Maryland Center for Entrepreneurship (MCE) moves from the Dorsey Building to the Gateway Building, as an initial phase of the Innovation Center.

### Remarks

OTHER SOURCES and OTHER GO represent general obligation bonds supported by fundraising and lease revenue generated from the operation of the MCE.

GRANT represents FY23 State funding.

### Project Schedule

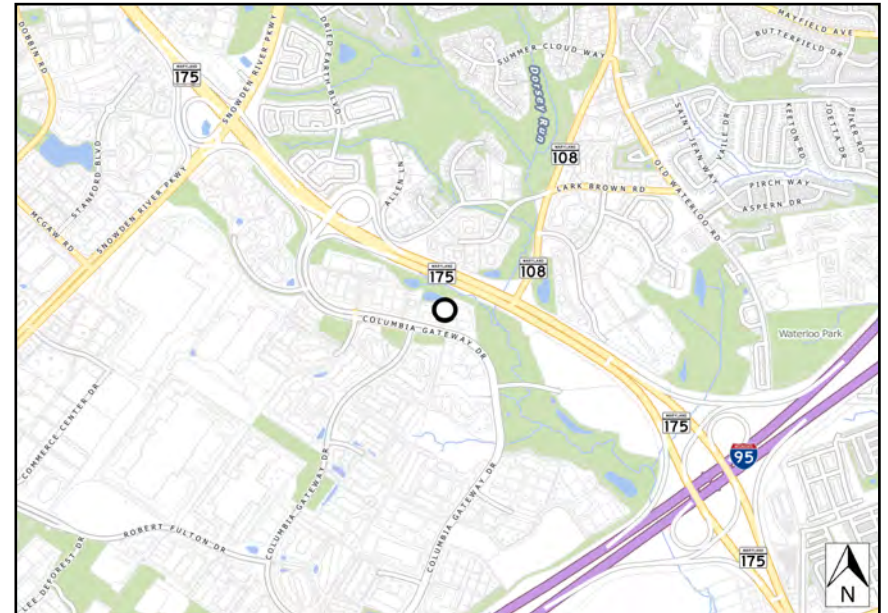
FY23 - Final phase of renovations and equipment purchase. The upgrades GRANT would provide include new energy efficient lighting, carpeting, technology and ventilation that aligns with the theme of the Innovation Center.

FY23|24 Project will enter the financial closeout process.

### Operating Budget Impact

No Operating Impact

FY2023 Bonds - Annual Debt Service Payment	0
FY2023 Bonds - 20-Year Total Debt Service Payment	0
Total Project Bonds - Annual Debt Service Payment	76,355
Total Project Bonds - 20-Year Total Debt Service Payment	1,527,095





# Fiscal 2023 Capital Budget

# GENERAL COUNTY PROJECTS

## Project: C0362-FY2019 GATEWAY INNOVATION CENTER RENOVATION

(In Thousands)	Five Year Capital Program										Master Plan			
	Prior Appr.	FY2023 Budget	Appr. Total	Fiscal 2024	Fiscal 2025	Fiscal 2026	Fiscal 2027	Fiscal 2028	Sub Total	Fiscal 2029	Fiscal 2030	Fiscal 2031	Fiscal 2032	Total Project
PLANS & ENGINEERING	200	0	200	0	0	0	0	0	0	0	0	0	0	200
CONSTRUCTION	3,800	300	4,100	0	0	0	0	0	0	0	0	0	0	4,100
<b>Total Expenditures</b>	<b>4,000</b>	<b>300</b>	<b>4,300</b>	<b>0</b>	<b>0</b>	<b>0</b>	<b>0</b>	<b>0</b>	<b>0</b>	<b>0</b>	<b>0</b>	<b>0</b>	<b>0</b>	<b>4,300</b>
GRANTS	0	300	300	0	0	0	0	0	0	0	0	0	0	300
OTHER SOURCES	3,000	0	3,000	0	0	0	0	0	0	0	0	0	0	3,000
Other GO	1,000	0	1,000	0	0	0	0	0	0	0	0	0	0	1,000
<b>Total Funding</b>	<b>4,000</b>	<b>300</b>	<b>4,300</b>	<b>0</b>	<b>0</b>	<b>0</b>	<b>0</b>	<b>0</b>	<b>0</b>	<b>0</b>	<b>0</b>	<b>0</b>	<b>0</b>	<b>4,300</b>

**\$3,077,834 spent and encumbered through February 2022**

**\$3,000,000 spent and encumbered through February 2021**

**Project Status** FY19 - Design|construction of building renovations.

FY20 - Complete first phase of construction and plan for any future demand.

FY21-23 - Final phase of renovations and equipment purchase.

FY 2022 Budget	4,000	0	<b>4,000</b>	0	0	0	0	0	<b>0</b>	0	0	0		<b>4,000</b>
Difference 2022 / 2023	0	300	<b>300</b>	0	0	0	0	0	<b>0</b>	0	0	0	0	<b>300</b>

GRANT funds provide for upgrades including new energy efficient lighting, carpeting, technology and ventilation that aligns with the theme of the Innovation Center.

# Fiscal 2023 Capital Budget

# GENERAL COUNTY PROJECTS

## Project: C0363-FY2019 LINWOOD SCHOOL PARKING LOT

### Description

A project to construct a parking lot adjacent to the Linwood School site located on Martha Bush Drive in Ellicott City.

### Justification

This project will provide overflow parking for the Linwood school program staff and visitors. The shortage of parking on the school site has been driven by changes to staffing requirements by the State.

### Remarks

1. OTHER revenue represents Linwood School contribution.
2. GRANT revenue represents state funding.
3. Required Public process and hearing with Planning board was held April 5, 2018.

### Project Schedule

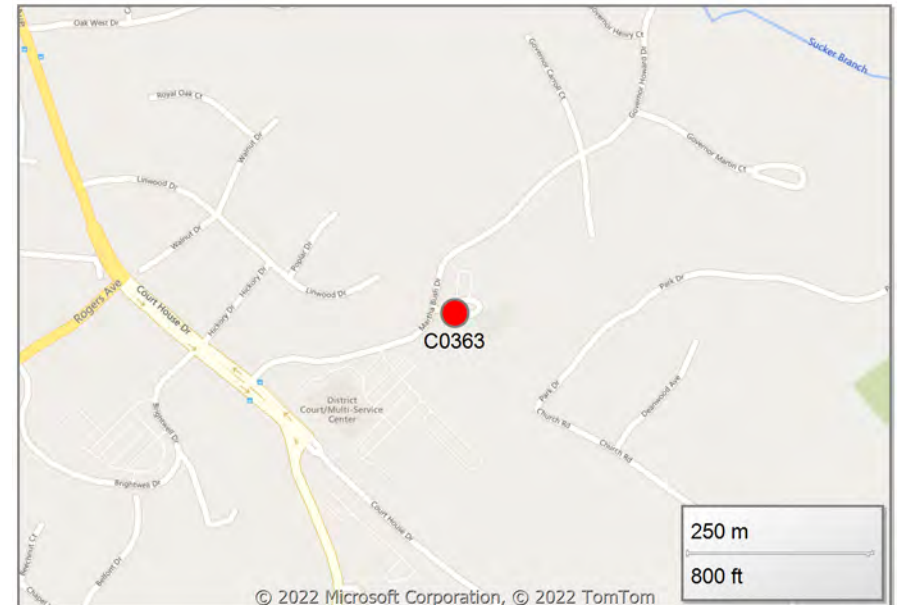
FY22 - Construction of parking lot. Design is substantially complete. Working on utility relocations. Project is currently over budget and Linwood Center is evaluating alternative funding sources.

FY23 - Project remains over budget and no alternative funding sources have been found. County is working with State Department of General Services to determine if a portion of the District Court parking lot may be able to be utilized by Linwood.

### Operating Budget Impact

None

FY2023 Bonds - Annual Debt Service Payment	0
FY2023 Bonds - 20-Year Total Debt Service Payment	0
Total Project Bonds - Annual Debt Service Payment	7,635
Total Project Bonds - 20-Year Total Debt Service Payment	152,710



### Explanation of Changes

None

# Fiscal 2023 Capital Budget

# GENERAL COUNTY PROJECTS

## Project: C0363-FY2019 LINWOOD SCHOOL PARKING LOT

(In Thousands)				Five Year Capital Program						Master Plan				
Appropriation Object Class	Prior Appr.	FY2023 Budget	Appr. Total	Fiscal 2024	Fiscal 2025	Fiscal 2026	Fiscal 2027	Fiscal 2028	Sub Total	Fiscal 2029	Fiscal 2030	Fiscal 2031	Fiscal 2032	Total Project
PLANS & ENGINEERING	50	0	50	0	0	0	0	0	0	0	0	0	0	50
CONSTRUCTION	250	0	250	0	0	0	0	0	0	0	0	0	0	250
<b>Total Expenditures</b>	<b>300</b>	<b>0</b>	<b>300</b>	<b>0</b>	<b>0</b>	<b>0</b>	<b>0</b>	<b>0</b>	<b>0</b>	<b>0</b>	<b>0</b>	<b>0</b>	<b>0</b>	<b>300</b>
BONDS	100	0	100	0	0	0	0	0	0	0	0	0	0	100
GRANTS	100	0	100	0	0	0	0	0	0	0	0	0	0	100
OTHER SOURCES	100	0	100	0	0	0	0	0	0	0	0	0	0	100
<b>Total Funding</b>	<b>300</b>	<b>0</b>	<b>300</b>	<b>0</b>	<b>0</b>	<b>0</b>	<b>0</b>	<b>0</b>	<b>0</b>	<b>0</b>	<b>0</b>	<b>0</b>	<b>0</b>	<b>300</b>

**\$0 spent and encumbered through February 2022**

**\$0 spent and encumbered through February 2021**

**Project Status** FY20|21 - Design and site work.

FY22 - Explored alternative execution strategy.

FY 2022 Budget	300	0	<b>300</b>	0	0	0	0	0	<b>0</b>	0	0	0		<b>300</b>
Difference 2022 / 2023	0	0	<b>0</b>	0	0	0	0	0	<b>0</b>	0	0	0	0	<b>0</b>

None

## Project: C0364-FY2021 NEW CULTURAL CENTER

### Description

This project is to design and build a cultural art center in downtown Columbia.

### Justification

The new cultural center is a significant component of the downtown Columbia plan, and will achieve the plan's vision for establishing a dynamic visual and performing arts environment in downtown Columbia.

### Remarks

1. OTHER GO represents general obligation bonds supported by revenue generated from Department of Recreation and Parks programming and the second set-aside of downtown Columbia TIF incremental tax revenues.
2. GRANT represents State funding.
3. Developer guarantee represents a commitment from master developer to cover inflation related cost increases.

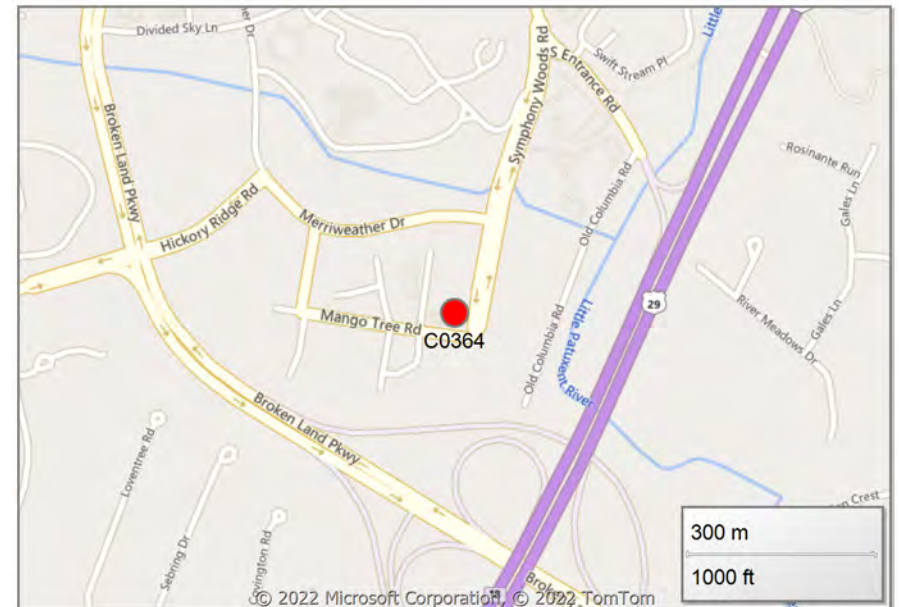
### Project Schedule

- FY23- Construction.
- FY24- Continue construction.
- FY25 - Continue construction.
- FY26 - Complete construction and facility to be operational.

### Operating Budget Impact

Beginning in FY26 DRP will require an annual operating budget appropriation in the projected initial amount of \$848,000. The costs will cover 6 full-time personnel (FTE), contractual services, supplies, and materials. Maintenance of Facilities, annual utility cost, services supplies and materials and 3 FTE will be \$3.4M.

FY2023 Bonds - Annual Debt Service Payment	750,796
FY2023 Bonds - 20-Year Total Debt Service Payment	15,015,926
Total Project Bonds - Annual Debt Service Payment	4,923,736
Total Project Bonds - 20-Year Total Debt Service Payment	98,474,729



### Explanation of Changes

FY23 changes include replacing TIF bonds with Other GO to decrease financing costs and adding a developer guarantee to cover inflation-related cost increases.

# Fiscal 2023 Capital Budget

# GENERAL COUNTY PROJECTS

## Project: C0364-FY2021 NEW CULTURAL CENTER

(In Thousands)	Five Year Capital Program									Master Plan				
	Prior Appr.	FY2023 Budget	Appr. Total	Fiscal 2024	Fiscal 2025	Fiscal 2026	Fiscal 2027	Fiscal 2028	Sub Total	Fiscal 2029	Fiscal 2030	Fiscal 2031	Fiscal 2032	Total Project
PLANS & ENGINEERING	1,500	0	1,500	0	0	0	0	0	0	0	0	0	0	1,500
CONSTRUCTION	54,652	15,833	70,485	0	0	0	0	0	0	0	0	0	0	70,485
<b>Total Expenditures</b>	<b>56,152</b>	<b>15,833</b>	<b>71,985</b>	<b>0</b>	<b>0</b>	<b>0</b>	<b>0</b>	<b>0</b>	<b>0</b>	<b>0</b>	<b>0</b>	<b>0</b>	<b>0</b>	<b>71,985</b>
DEVELOPER CONTRIBUTION	1,000	6,000	7,000	0	0	0	0	0	0	0	0	0	0	7,000
GRANTS	500	0	500	0	0	0	0	0	0	0	0	0	0	500
Other GO	54,652	9,833	64,485	0	0	0	0	0	0	0	0	0	0	64,485
<b>Total Funding</b>	<b>56,152</b>	<b>15,833</b>	<b>71,985</b>	<b>0</b>	<b>0</b>	<b>0</b>	<b>0</b>	<b>0</b>	<b>0</b>	<b>0</b>	<b>0</b>	<b>0</b>	<b>0</b>	<b>71,985</b>

**\$0 spent and encumbered through February 2022**

**\$0 spent and encumbered through February 2021**

**Project Status** FY22 - Completed the design, filed building permit, construction started.

FY 2022 Budget	56,152	0	<b>56,152</b>	0	0	0	0	0	<b>0</b>	0	0	0		<b>56,152</b>
Difference 2022 / 2023	0	15,833	<b>15,833</b>	0	0	0	0	0	<b>0</b>	0	0	0	0	<b>15,833</b>

FY23 changes include replacing TIF bonds with Other GO to decrease financing costs and adding a developer guarantee to cover inflation-related cost increases.

# Fiscal 2023 Capital Budget

# GENERAL COUNTY PROJECTS

## Project: C0365 - SYSTEMIC FACILITY IMPROVEMENTS

### Description

Project to maintain all county facilities managed by the Department of Public Works.

### Justification

Building systems that exceeded their useful life, are inefficient or have deteriorated beyond maintenance standards. Upgrades, replacement or renovations necessary to support the evolving needs of the county.

### Remarks

1. Upgrade and improve building infrastructure to meet current and new facility standards and requirements such as AV, IT, security and emergency generators.
2. New and existing office reconfigurations to meet staffing needs.
3. Renovations to Long Reach Village Center
4. Grant represents state funding to accommodate space needs for an Asian American Cultural Center.

### Project Schedule

FY23 - Renovations to the second floor Ascend One building for lobby and restroom upgrades, new Training room and relocation of Maryland Cooperative Extension staff vacating leased facilities. Search for space and design for AAPI Cultural Center. Miscellaneous departmental requests, deferred maintenance. Ridge Road generator upgrade.

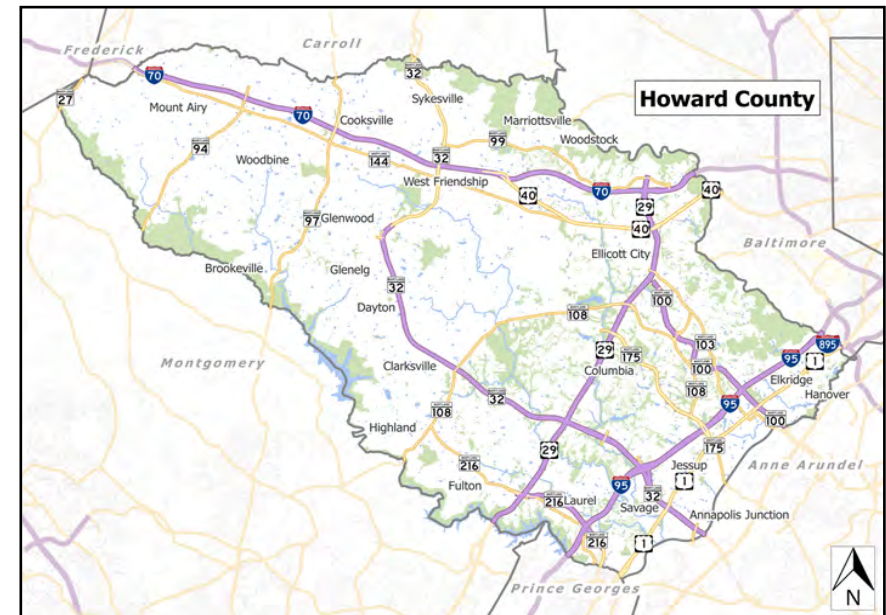
FY24 - Continue renovations to second floor Ascend One building for relocation|expansion of Human Resources. Miscellaneous departmental requests, deferred maintenance, park restroom renovations. Miscellaneous security and generator upgrades. Rockburn Park sewer install.

FY25 - Miscellaneous departmental requests, deferred maintenance, miscellaneous security and generator upgrades.

### Operating Budget Impact

No Operating Impact

FY2023 Bonds - Annual Debt Service Payment	431,404
FY2023 Bonds - 20-Year Total Debt Service Payment	8,628,087
Total Project Bonds - Annual Debt Service Payment	2,275,372
Total Project Bonds - 20-Year Total Debt Service Payment	45,507,435



# Fiscal 2023 Capital Budget

# GENERAL COUNTY PROJECTS

## Project: C0365 - SYSTEMIC FACILITY IMPROVEMENTS

(In Thousands)	Five Year Capital Program									Master Plan				
	Prior Appr.	FY2023 Budget	Appr. Total	Fiscal 2024	Fiscal 2025	Fiscal 2026	Fiscal 2027	Fiscal 2028	Sub Total	Fiscal 2029	Fiscal 2030	Fiscal 2031	Fiscal 2032	Total Project
PLANS & ENGINEERING	393	570	963	383	264	283	283	0	1,213	0	0	0	0	2,176
LAND ACQUISITION	0	0	0	0	0	0	0	0	0	0	0	0	0	0
CONSTRUCTION	3,790	5,213	9,003	5,700	4,350	4,400	4,400	0	18,850	0	0	0	0	27,853
ADMINISTRATION	117	117	234	117	186	117	117	0	537	0	0	0	0	771
EQUIPMENT & FURNISHINGS	0	0	0	0	0	0	0	0	0	0	0	0	0	0
<b>Total Expenditures</b>	<b>4,300</b>	<b>5,900</b>	<b>10,200</b>	<b>6,200</b>	<b>4,800</b>	<b>4,800</b>	<b>4,800</b>	<b>0</b>	<b>20,600</b>	<b>0</b>	<b>0</b>	<b>0</b>	<b>0</b>	<b>30,800</b>
BONDS	3,800	5,650	9,450	5,950	4,800	4,800	4,800	0	20,350	0	0	0	0	29,800
GRANTS	500	250	750	250	0	0	0	0	250	0	0	0	0	1,000
<b>Total Funding</b>	<b>4,300</b>	<b>5,900</b>	<b>10,200</b>	<b>6,200</b>	<b>4,800</b>	<b>4,800</b>	<b>4,800</b>	<b>0</b>	<b>20,600</b>	<b>0</b>	<b>0</b>	<b>0</b>	<b>0</b>	<b>30,800</b>

**\$722,560 spent and encumbered through February 2022**

**\$0 spent and encumbered through February 2021**

**Project Status** FY22 - Various relocations|renovations to Carroll-Ligon building, including expansion of Office of Law, OEM, and 911 Center. Relocation of portion of Finance and Budget to Carroll-Ligon building. Creation of office space for States Attorney new body-worn camera program. Relocation of Park Rangers to Ascend One building. Implementation of family restrooms with adult changing stations at Rec & Parks facilities; planning for AAPI Cultural Center.

FY 2022 Budget	4,300	4,720	<b>9,020</b>	4,800	4,800	4,800	4,800	0	<b>19,200</b>	0	0	0		<b>28,220</b>
Difference 2022 / 2023	0	1,180	<b>1,180</b>	1,400	0	0	0	0	<b>1,400</b>	0	0	0	0	<b>2,580</b>

FY23 and FY24 increases to provide systemic renovations at Ascend One to accommodate agencies from lease space and provide needed improvements including ADA and lighting upgrades. Cost escalation has been factored into additional requests.

**Project: C0366 - PUBLIC SAFETY TRAINING FACILITIES IMPROVEMENTS**

**Description**

Project will make improvements determined by Public safety Master Plan, and as determined necessary for safety.

**Justification**

Firing Range: Continued operation of the range is essential to providing required certifications to the Police, Sheriff, and Department of Corrections. The current range was constructed to serve approximately half the number of sworn law enforcement present in Howard County. Demands currently exceed available capacity and present operational liabilities with potential for errant rounds to escape the current containment berm. As currently configured, the existing range provides basic training and certification ability. Proposed improvements will provide for dynamic, real world training scenarios.

**Remarks**

1. Firing Range: After concluding a master plan study for expansion of the Range, it is estimated that the expansion would cost between \$18-\$20 million. In lieu of expansion, safety modifications to the existing range are planned to extend its service life for the next 5-10 years. This includes an additional modular office trailer to provide stand-alone weapons cleaning facility.
2. In lieu of an expanded firing range, shared facility use with other jurisdictions will be pursued.

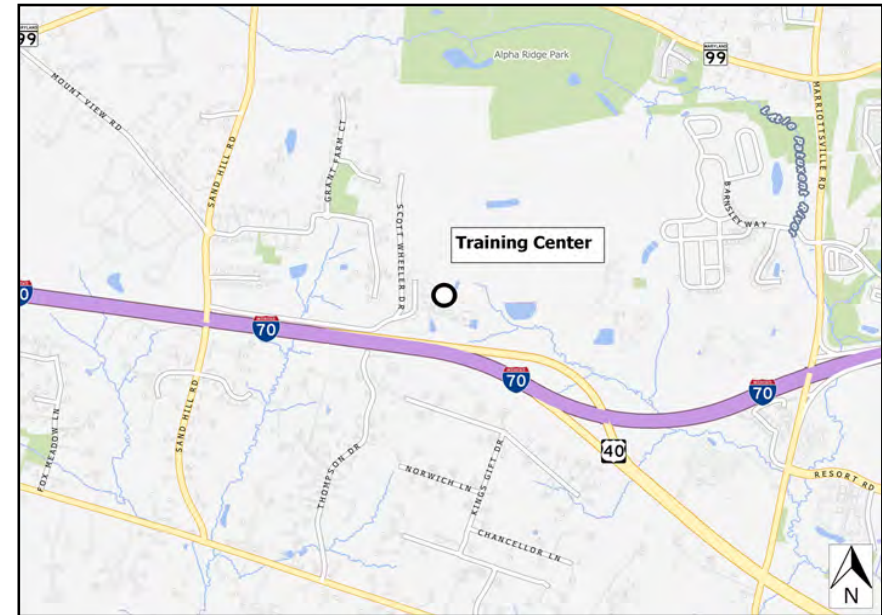
**Project Schedule**

FY23 - Planned completion of berm safety improvements with landscape establishment during fall planting season. Complete construction of Firing Range safety modifications.  
 FY28 - Begin design of modernization|expansion of Firing Range to include updated training facilities for less lethal tactics and enhanced simulation scenarios.

**Operating Budget Impact**

Minimal increase to annual utility, custodial, and operating costs upon completion are anticipated for the Firing Range.

FY2023 Bonds - Annual Debt Service Payment	7,635
FY2023 Bonds - 20-Year Total Debt Service Payment	152,710
Total Project Bonds - Annual Debt Service Payment	202,722
Total Project Bonds - 20-Year Total Debt Service Payment	4,054,438



**Explanation of Changes**

Expanded Firing Range project has been deferred due to budget constraints.



# Fiscal 2023 Capital Budget

# GENERAL COUNTY PROJECTS

## Project: C0366 - PUBLIC SAFETY TRAINING FACILITIES IMPROVEMENTS

(In Thousands)				Five Year Capital Program						Master Plan				
Appropriation Object Class	Prior Appr.	FY2023 Budget	Appr. Total	Fiscal 2024	Fiscal 2025	Fiscal 2026	Fiscal 2027	Fiscal 2028	Sub Total	Fiscal 2029	Fiscal 2030	Fiscal 2031	Fiscal 2032	Total Project
PLANS & ENGINEERING	0	0	0	0	0	0	0	1,000	1,000	0	0	0	0	1,000
CONSTRUCTION	1,450	100	1,550	0	0	0	0	0	0	0	0	0	0	1,550
ADMINISTRATION	75	0	75	0	0	0	0	0	0	0	0	0	0	75
EQUIPMENT & FURNISHINGS	30	0	30	0	0	0	0	0	0	0	0	0	0	30
<b>Total Expenditures</b>	<b>1,555</b>	<b>100</b>	<b>1,655</b>	<b>0</b>	<b>0</b>	<b>0</b>	<b>0</b>	<b>1,000</b>	<b>1,000</b>	<b>0</b>	<b>0</b>	<b>0</b>	<b>0</b>	<b>2,655</b>
BONDS	1,555	100	1,655	0	0	0	0	1,000	1,000	0	0	0	0	2,655
<b>Total Funding</b>	<b>1,555</b>	<b>100</b>	<b>1,655</b>	<b>0</b>	<b>0</b>	<b>0</b>	<b>0</b>	<b>1,000</b>	<b>1,000</b>	<b>0</b>	<b>0</b>	<b>0</b>	<b>0</b>	<b>2,655</b>

**\$0 spent and encumbered through February 2022**

**\$0 spent and encumbered through February 2021**

**Project Status** FY22 - Design completed for range safety improvements and lead contamination remediation. Construction commenced in early calendar year 2022.

FY 2022 Budget	1,555	0	<b>1,555</b>	0	0	0	0	0	<b>0</b>	0	0	0		<b>1,555</b>
Difference 2022 / 2023	0	100	<b>100</b>	0	0	0	0	1,000	<b>1,000</b>	0	0	0	0	<b>1,100</b>

# Fiscal 2023 Capital Budget

# GENERAL COUNTY PROJECTS

## Project: C0367 - FY2023 FEDERAL or STATE GRANT FUNDED CAPITAL PROJECTS

### Description

This project is designed to support spending on infrastructure projects funded by Federal and State grants. This includes Coronavirus State and Local Fiscal Recovery Funds established by the American Rescue Plan Act and other funding as received and allocated to Howard County.

### Justification

This project will be used to account for federal|state grant funded infrastructure projects, to assist with the compliance and reporting requirements that accompany the grant funding.

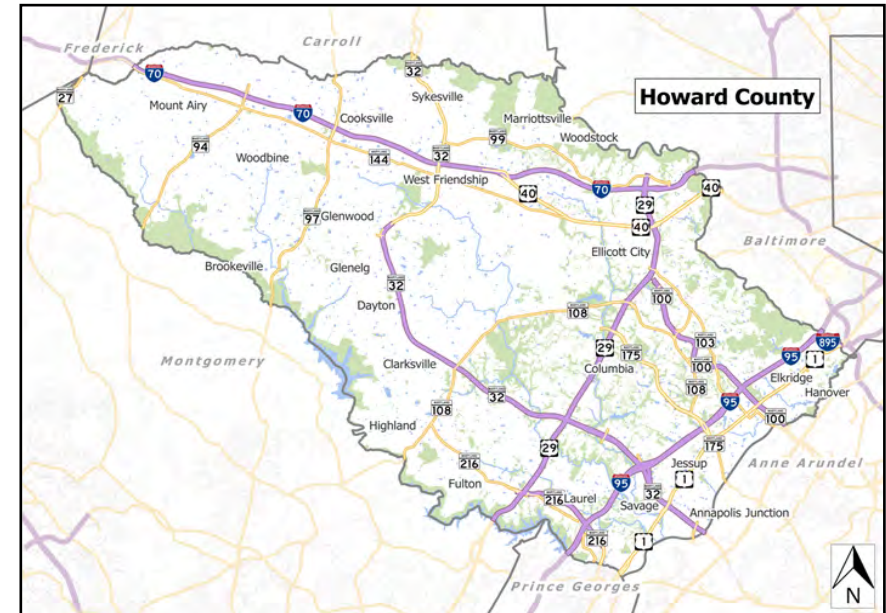
### Remarks

### Project Schedule

### Operating Budget Impact

No Operating Impact

FY2023 Bonds - Annual Debt Service Payment	0
FY2023 Bonds - 20-Year Total Debt Service Payment	0
Total Project Bonds - Annual Debt Service Payment	0
Total Project Bonds - 20-Year Total Debt Service Payment	0



# Fiscal 2023 Capital Budget

# GENERAL COUNTY PROJECTS

## Project: C0367 - FY2023 FEDERAL or STATE GRANT FUNDED CAPITAL PROJECTS

(In Thousands)				Five Year Capital Program						Master Plan				
Appropriation Object Class	Prior Appr.	FY2023 Budget	Appr. Total	Fiscal 2024	Fiscal 2025	Fiscal 2026	Fiscal 2027	Fiscal 2028	Sub Total	Fiscal 2029	Fiscal 2030	Fiscal 2031	Fiscal 2032	Total Project
CONSTRUCTION	0	20,000	20,000	0	0	0	0	0	0	0	0	0	0	20,000
<b>Total Expenditures</b>	<b>0</b>	<b>20,000</b>	<b>20,000</b>	<b>0</b>	<b>0</b>	<b>0</b>	<b>0</b>	<b>0</b>	<b>0</b>	<b>0</b>	<b>0</b>	<b>0</b>	<b>0</b>	<b>20,000</b>
GRANTS	0	20,000	20,000	0	0	0	0	0	0	0	0	0	0	20,000
<b>Total Funding</b>	<b>0</b>	<b>20,000</b>	<b>20,000</b>	<b>0</b>	<b>0</b>	<b>0</b>	<b>0</b>	<b>0</b>	<b>0</b>	<b>0</b>	<b>0</b>	<b>0</b>	<b>0</b>	<b>20,000</b>

**\$0 spent and encumbered through February 2022**

**spent and encumbered through February 2021**

### Project Status

Difference 2022 / 2023	0	20,000	<b>20,000</b>	0	0	0	0	0	<b>0</b>	0	0	0	0	<b>20,000</b>
------------------------	---	--------	---------------	---	---	---	---	---	----------	---	---	---	---	---------------



**Howard County, MD**  
**FY 2023 Executive Proposed Capital Budget**  
**STORM DRAINAGE PROJECTS**

Project Information	Funding Source	Prior Approp.	FY 2023	Total	FY 2024	FY 2025	FY 2026	FY 2027	FY 2028	Total	
<b>D1112-FY1997 DAVIS AVE AREA DRAINAGE IMPROVEMENTS</b> This project is for the design and construction of storm drainage facilities in the area of Davis Avenue in North Laurel.	B	1,375	0	1,375	0	0	0	0	0	1,375	
	O	257	-28	229	0	0	0	0	0	229	
	P	5	0	5	0	0	0	0	0	5	
	<b>Total</b>	<b>1,637</b>	<b>-28</b>	<b>1,609</b>	<b>0</b>	<b>0</b>	<b>0</b>	<b>0</b>	<b>0</b>	<b>0</b>	<b>1,609</b>
	<hr/>										
<b>D1124-FY2007 DRAINAGE IMPROVEMENT PROGRAM</b> A project for the design and construction of small to medium-sized drainage improvements requested by County residents and the Bureau of Highways.	B	3,625	0	3,625	250	0	550	0	0	4,425	
	O	10	0	10	0	0	0	0	0	10	
	P	250	0	250	0	0	0	0	0	250	
	S	1,175	0	1,175	0	0	0	0	0	1,175	
	<b>Total</b>	<b>5,060</b>	<b>0</b>	<b>5,060</b>	<b>250</b>	<b>0</b>	<b>550</b>	<b>0</b>	<b>0</b>	<b>0</b>	<b>5,860</b>
<hr/>											
<b>D1125-FY2004 EMERGENCY STORM DRAIN RECONSTRUCTION</b> A fund for Howard County to undertake construction or repairs to storm drainage facilities on an as-needed basis meeting the provisions of the County Code.	B	1,750	0	1,750	0	0	0	0	0	1,750	
	G	148	0	148	0	0	0	0	0	148	
	S	425	0	425	0	0	0	0	0	425	
	<b>Total</b>	<b>2,323</b>	<b>0</b>	<b>2,323</b>	<b>0</b>	<b>0</b>	<b>0</b>	<b>0</b>	<b>0</b>	<b>0</b>	<b>2,323</b>
	<hr/>										
<b>D1140-FY2005 PINE TREE GLEN COURT STORM DRAIN SYSTEM</b> A project for the design and construction of a storm drain system along Pine Tree Road, Glen Court, and Guilford Road.	B	3,080	0	3,080	0	0	0	0	0	3,080	
	S	240	0	240	0	0	0	0	0	240	
	<b>Total</b>	<b>3,320</b>	<b>0</b>	<b>3,320</b>	<b>0</b>	<b>0</b>	<b>0</b>	<b>0</b>	<b>0</b>	<b>0</b>	<b>3,320</b>
<hr/>											
<b>D1148-FY2007 NPDES WATERSHED MANAGEMENT PROGRAM</b> A project for permitting and implementing the requirements of the National Pollutant Discharge Elimination System (NPDES) to detect and reduce pollutants in stormwater system discharges and to perform studies related to storm water utility financing.	B	3,780	0	3,780	0	0	0	0	0	3,780	
	O	300	350	650	500	0	0	0	0	1,150	
	P	650	0	650	0	0	0	0	0	650	
	R	2,290	0	2,290	0	0	0	0	0	2,290	
	<b>Total</b>	<b>7,020</b>	<b>350</b>	<b>7,370</b>	<b>500</b>	<b>0</b>	<b>0</b>	<b>0</b>	<b>0</b>	<b>0</b>	<b>7,870</b>

**Howard County, MD**  
**FY 2023 Executive Proposed Capital Budget**  
**STORM DRAINAGE PROJECTS**

Project Information	Funding Source	Prior Approp.	FY 2023	Total	FY 2024	FY 2025	FY 2026	FY 2027	FY 2028	Total
<b>D1150-FY2005 HIGH RIDGE DRAINAGE</b>	B	2,135	0	2,135	1,379	0	0	0	0	3,514
A project to design and construct storm drain improvements in the High Ridge area including, but not limited to: Old Scaggsville Road, Naylor Avenue, Hughes Avenue, Robinson Boulevard, Gross Avenue, Bryant Avenue, Grant Avenue, and Lyon Avenue.	<b>Total</b>	<b>2,135</b>	<b>0</b>	<b>2,135</b>	<b>1,379</b>	<b>0</b>	<b>0</b>	<b>0</b>	<b>0</b>	<b>3,514</b>
<b>D1155-FY2006 LINCOLN DRIVE at CEDAR VIL PARK DRAINAGE</b>	B	1,985	0	1,985	0	0	0	0	0	1,985
There is an inadequate drainage system to carry the runoff from the park side of the road to the outfall side of Lincoln Drive.	<b>Total</b>	<b>1,985</b>	<b>0</b>	<b>1,985</b>	<b>0</b>	<b>0</b>	<b>0</b>	<b>0</b>	<b>0</b>	<b>1,985</b>
<b>D1158-FY2008 WATERSHED MANAGEMENT CONSTRUCTION</b>	B	10,795	0	10,795	0	0	0	0	0	10,795
This project is for design and construction of stormwater facility improvements.	D	200	0	200	0	0	0	0	0	200
	G	12,397	0	12,397	0	0	0	0	0	12,397
	O	10,100	0	10,100	0	0	0	0	0	10,100
	P	1,000	0	1,000	0	0	0	0	0	1,000
	R	13,617	0	13,617	0	0	0	0	0	13,617
	S	850	0	850	0	0	0	0	0	850
	W	1,646	0	1,646	0	0	0	0	0	1,646
	<b>Total</b>	<b>50,605</b>	<b>0</b>	<b>50,605</b>	<b>0</b>	<b>0</b>	<b>0</b>	<b>0</b>	<b>0</b>	<b>50,605</b>
<b>D1159-FY2007 STORMWATER MANAGEMENT FACILITY RECONSTRUC</b>	B	15,690	0	15,690	0	0	0	0	0	15,690
A fund for Howard County to undertake construction or repairs to stormwater management on an as-needed basis meeting the provisions of the County Code.	G	200	0	200	0	0	0	0	0	200
	O	400	0	400	0	0	0	0	0	400
	R	18,350	0	18,350	0	0	0	0	0	18,350
	<b>Total</b>	<b>34,640</b>	<b>0</b>	<b>34,640</b>	<b>0</b>	<b>0</b>	<b>0</b>	<b>0</b>	<b>0</b>	<b>34,640</b>

**Howard County, MD**  
**FY 2023 Executive Proposed Capital Budget**  
**STORM DRAINAGE PROJECTS**

Project Information	Funding Source	Prior Approp.	FY 2023	Total	FY 2024	FY 2025	FY 2026	FY 2027	FY 2028	Total
<b>D1161-FY2019 SHAFFERSVILLE ROAD CULVERT REPLACEMENT</b>	B	250	0	250	0	900	0	0	0	1,150
A project to replace the existing culverts on Shaffersville Road (between Florence Road and Shaffers Mill Road) and on Shaffers Mill Road between Shaffersville Road and Florence Road.	<b>Total</b>	<b>250</b>	<b>0</b>	<b>250</b>	<b>0</b>	<b>900</b>	<b>0</b>	<b>0</b>	<b>0</b>	<b>1,150</b>
<b>D1164-FY2013 COMMUNITY ENVIRONMENTAL PARTNERSHIPS</b>	B	50	0	50	0	0	0	0	0	50
This project is for design and construction of Environmental Site Design (ESD) small scale storm water facilities.	O	400	0	400	0	0	0	0	0	400
	P	1,400	0	1,400	0	0	0	0	0	1,400
	R	3,250	450	3,700	450	450	450	450	450	5,950
	<b>Total</b>	<b>5,100</b>	<b>450</b>	<b>5,550</b>	<b>450</b>	<b>450</b>	<b>450</b>	<b>450</b>	<b>450</b>	<b>7,800</b>
<b>D1165-FY2013 FLOOD MITIGATION and STORMWATER/WATERWAY ENHANCEMENT</b>	B	4,200	0	4,200	0	0	0	0	0	4,200
This project is for the study, design, and construction of flood mitigation and stormwater/waterway enhancement efforts in downtown Ellicott City.	G	6,787	0	6,787	0	0	0	0	0	6,787
	O	5,400	0	5,400	0	0	0	0	0	5,400
	P	2,475	0	2,475	0	0	0	0	0	2,475
	R	2,400	0	2,400	0	0	0	0	0	2,400
	<b>Total</b>	<b>21,262</b>	<b>0</b>	<b>21,262</b>	<b>0</b>	<b>0</b>	<b>0</b>	<b>0</b>	<b>0</b>	<b>21,262</b>
<b>D1168-FY2015 MORGAN WOODBINE ROAD SLOPE STABILIZATION</b>	B	225	0	225	0	0	0	700	0	925
A project to design and construct stabilization of the roadway embankment of Morgan Woodbine Road adjacent to the South Branch of the Patapsco River.	<b>Total</b>	<b>225</b>	<b>0</b>	<b>225</b>	<b>0</b>	<b>0</b>	<b>0</b>	<b>700</b>	<b>0</b>	<b>925</b>
<b>D1169-FY2016 STORM DRAIN CULVERT REPLACEMENT PROGRAM</b>	B	7,350	2,250	9,600	2,250	2,100	2,350	2,300	2,000	20,600
This program will provide for the repair and replacement of failed storm drain pipes and culverts.	<b>Total</b>	<b>7,350</b>	<b>2,250</b>	<b>9,600</b>	<b>2,250</b>	<b>2,100</b>	<b>2,350</b>	<b>2,300</b>	<b>2,000</b>	<b>20,600</b>

**Howard County, MD**  
**FY 2023 Executive Proposed Capital Budget**  
**STORM DRAINAGE PROJECTS**

Project Information	Funding Source	Prior Approp.	FY 2023	Total	FY 2024	FY 2025	FY 2026	FY 2027	FY 2028	Total
<b>D1174-FY2016 SPRING GLEN DRAINAGE IMPROVEMENTS</b>	B	515	0	515	0	0	0	0	0	515
A project to design and construct drainage improvements in the Spring Glen Community including but not limited to: Ivy Spring Road and Cross Ivy Road.	<b>Total</b>	<b>515</b>	<b>0</b>	<b>515</b>	<b>0</b>	<b>0</b>	<b>0</b>	<b>0</b>	<b>0</b>	<b>515</b>
<b>D1175-FY-2018 VALLEY MEDE/CHATHAM FLOOD MITIGATION</b>	B	4,200	0	4,200	0	0	0	0	0	4,200
This project is for the study, design and construction of flood mitigation and stormwater waterway improvement efforts in the Valley Mede and Chatham subwatersheds.	O	2,900	0	2,900	0	0	0	0	0	2,900
	P	0	2,400	2,400	0	0	0	0	0	2,400
	<b>Total</b>	<b>7,100</b>	<b>2,400</b>	<b>9,500</b>	<b>0</b>	<b>0</b>	<b>0</b>	<b>0</b>	<b>0</b>	<b>9,500</b>
<b>D1176-WATERSHED MANAGEMENT CONSTRUCTION</b>	G	3,800	5,000	8,800	1,000	1,000	0	0	0	10,800
This project is for design and construction of stormwater facility improvements.	O	6,500	4,800	11,300	3,000	2,200	2,000	2,000	2,000	22,500
	R	1,200	0	1,200	0	0	0	0	0	1,200
	<b>Total</b>	<b>11,500</b>	<b>9,800</b>	<b>21,300</b>	<b>4,000</b>	<b>3,200</b>	<b>2,000</b>	<b>2,000</b>	<b>2,000</b>	<b>34,500</b>
<b>D1177-STORMWATER MANAGEMENT FACILITY RECONSTRUCTION</b>	B	200	0	200	0	0	0	0	0	200
A fund for Howard County to undertake construction or repairs to stormwater management on an as-needed basis meeting the provisions of the County Code.	G	1,500	4,200	5,700	0	0	0	0	0	5,700
	O	13,700	8,500	22,200	6,600	3,500	2,000	2,000	2,000	38,300
	R	5,000	0	5,000	0	0	0	0	0	5,000
<b>Total</b>	<b>20,400</b>	<b>12,700</b>	<b>33,100</b>	<b>6,600</b>	<b>3,500</b>	<b>2,000</b>	<b>2,000</b>	<b>2,000</b>	<b>2,000</b>	<b>49,200</b>
<b>D1178-STORMWATER MANAGEMENT RETROFITS</b>	B	0	0	0	1,100	1,100	1,100	1,100	1,100	5,500
A project for the retrofit of stormwater management facilities to include water quality management.	O	2,700	0	2,700	0	0	0	0	0	2,700
	<b>Total</b>	<b>2,700</b>	<b>0</b>	<b>2,700</b>	<b>1,100</b>	<b>1,100</b>	<b>1,100</b>	<b>1,100</b>	<b>1,100</b>	<b>8,200</b>



**Howard County, MD**  
**FY 2023 Executive Proposed Capital Budget**  
**STORM DRAINAGE PROJECTS**

Project Information	Funding Source	Prior Approp.	FY 2023	Total	FY 2024	FY 2025	FY 2026	FY 2027	FY 2028	Total
<b>D1179-FY2020 COURTHOUSE DRIVE CULVERT AND SLOPE REPAIR</b>	B	150	150	300	0	0	0	0	0	300
	<b>Total</b>	<b>150</b>	<b>150</b>	<b>300</b>	<b>0</b>	<b>0</b>	<b>0</b>	<b>0</b>	<b>0</b>	<b>300</b>
A project to repair culvert, slope and roadway at existing 36-inch diameter culvert crossing on Courthouse Drive (1,200 LF east of Ellicott Mills Drive).										
<b>D1180 - FY2021 TIBER WATERSHED IMPROVEMENTS</b>	B	500	0	500	500	0	0	0	0	1,000
	<b>Total</b>	<b>500</b>	<b>0</b>	<b>500</b>	<b>500</b>	<b>0</b>	<b>0</b>	<b>0</b>	<b>0</b>	<b>1,000</b>
A project for the design and construction of varying sized drainage and stormwater management projects within the Tiber Watershed.										
<b>D1181 - FY2021 PLUM TREE WATERSHED IMPROVEMENTS</b>	B	400	0	400	400	0	0	0	0	800
	<b>Total</b>	<b>400</b>	<b>0</b>	<b>400</b>	<b>400</b>	<b>0</b>	<b>0</b>	<b>0</b>	<b>0</b>	<b>800</b>
A project for the design and construction of varying sized drainage and stormwater management projects within the Plum Tree Watershed.										
<b>D1182-FY2021 ORCHARD RIDGE DRAINAGE IMPROVEMENTS</b>	B	1,075	0	1,075	350	0	0	0	0	1,425
	<b>Total</b>	<b>1,075</b>	<b>0</b>	<b>1,075</b>	<b>350</b>	<b>0</b>	<b>0</b>	<b>0</b>	<b>0</b>	<b>1,425</b>
This project is for the design and construction of drainage and stormwater management improvements in the Orchard Ridge community.										
<b>D1183 - FY2023 VULNERABLE WATERSHED RESTORATION AND RESILIENCY</b>	B	0	150	150	1,200	1,200	1,200	0	0	3,750
	G	0	450	450	0	0	0	0	0	450
	P	0	800	800	0	0	0	0	0	800
	<b>Total</b>	<b>0</b>	<b>1,400</b>	<b>1,400</b>	<b>1,200</b>	<b>1,200</b>	<b>1,200</b>	<b>0</b>	<b>0</b>	<b>5,000</b>
This project is for the assessment, design, and construction of restoration improvements in various neighborhoods throughout the County that are currently experiencing localized drainage issues.										
<b>STORM DRAINAGE PROJECTS Total</b>		<b>187,252</b>	<b>29,472</b>	<b>216,724</b>	<b>18,979</b>	<b>12,450</b>	<b>9,650</b>	<b>8,550</b>	<b>7,550</b>	<b>273,903</b>

**Howard County, MD**  
**FY 2023 Executive Proposed Capital Budget (\$000)**  
**STORM DRAINAGE PROJECTS**

	<b>Revenue Source</b>	<b>Prior Total</b>	<b>Current FY</b>	<b>Appropriation Total</b>
B	BONDS	63,330	2,550	65,880
D	DEVELOPER CONTRIBUTION	200	0	200
G	GRANTS	24,832	9,650	34,482
O	OTHER SOURCES	42,667	13,622	56,289
P	PAY AS YOU GO	5,780	3,200	8,980
S	STORM DRAINAGE FUND	2,690	0	2,690
R	STORMWATER UTILITY FUNDING	46,107	450	46,557
W	WATER QUALITY STATE OR FED LOAN	1,646	0	1,646
<b>Total</b>		<b>187,252</b>	<b>29,472</b>	<b>216,724</b>

**Howard County, MD**  
**FY 2023 Executive Proposed 5 Year Capital Budget Project Type Summary**  
**STORM DRAINAGE PROJECTS**

<b>Revenue Source</b>		<b>Prior Approp</b>	<b>Current FY</b>	<b>2024</b>	<b>2025</b>	<b>2026</b>	<b>2027</b>	<b>2028</b>	<b>Total</b>
B	BONDS	63,330	2,550	7,429	5,300	5,200	4,100	3,100	91,009
D	DEVELOPER CONTRIBUTION	200	0	0	0	0	0	0	200
G	GRANTS	24,832	9,650	1,000	1,000	0	0	0	36,482
O	OTHER SOURCES	42,667	13,622	10,100	5,700	4,000	4,000	4,000	84,089
P	PAY AS YOU GO	5,780	3,200	0	0	0	0	0	8,980
R	STORMWATER UTILITY FUNDING	46,107	450	450	450	450	450	450	48,807
S	STORM DRAINAGE FUND	2,690	0	0	0	0	0	0	2,690
W	WATER QUALITY STATE OR FED LOAN	1,646	0	0	0	0	0	0	1,646
<b>Total</b>		<b>187,252</b>	<b>29,472</b>	<b>18,979</b>	<b>12,450</b>	<b>9,650</b>	<b>8,550</b>	<b>7,550</b>	<b>273,903</b>

## Project: D1112-FY1997 DAVIS AVE AREA DRAINAGE IMPROVEMENTS

### Description

This project is for the design and construction of storm drainage facilities in the area of Davis Avenue in North Laurel.

### Justification

The existing storm drainage system is inadequate. Parts of the area were developed prior to the requirements for adequate storm drains and stormwater management facilities. Improvements will reduce flooding for Midway Village community downstream.

### Remarks

1. A stormwater management pond has been built (Phase I). A storm drainage system and pond retrofit (Phase II) will be built.
2. OTHER funds are from County share of race track money.
3. The County has reached an agreement with the developer to construct the County storm drain improvements.

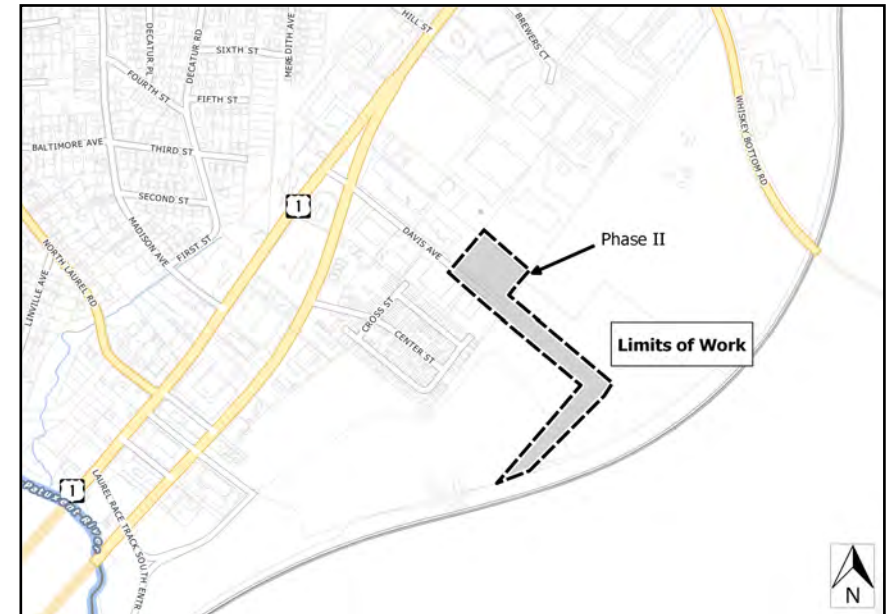
### Project Schedule

FY23 - Project close

### Operating Budget Impact

Estimated annual maintenance costs upon completion: Decrease.

FY2023 Bonds - Annual Debt Service Payment	0
FY2023 Bonds - 20-Year Total Debt Service Payment	0
Total Project Bonds - Annual Debt Service Payment	104,988
Total Project Bonds - 20-Year Total Debt Service Payment	2,099,756



# Fiscal 2023 Capital Budget

# STORM DRAINAGE PROJECTS

## Project: D1112-FY1997 DAVIS AVE AREA DRAINAGE IMPROVEMENTS

(In Thousands)	Five Year Capital Program										Master Plan			
	Prior Appr.	FY2023 Budget	Appr. Total	Fiscal 2024	Fiscal 2025	Fiscal 2026	Fiscal 2027	Fiscal 2028	Sub Total	Fiscal 2029	Fiscal 2030	Fiscal 2031	Fiscal 2032	Total Project
PLANS & ENGINEERING	190	0	190	0	0	0	0	0	0	0	0	0	0	190
LAND ACQUISITION	115	(28)	87	0	0	0	0	0	0	0	0	0	0	87
CONSTRUCTION	1,330	0	1,330	0	0	0	0	0	0	0	0	0	0	1,330
ADMINISTRATION	2	0	2	0	0	0	0	0	0	0	0	0	0	2
<b>Total Expenditures</b>	<b>1,637</b>	<b>(28)</b>	<b>1,609</b>	<b>0</b>	<b>0</b>	<b>0</b>	<b>0</b>	<b>0</b>	<b>0</b>	<b>0</b>	<b>0</b>	<b>0</b>	<b>0</b>	<b>1,609</b>
BONDS	1,375	0	1,375	0	0	0	0	0	0	0	0	0	0	1,375
OTHER SOURCES	257	(28)	229	0	0	0	0	0	0	0	0	0	0	229
PAY AS YOU GO	5	0	5	0	0	0	0	0	0	0	0	0	0	5
<b>Total Funding</b>	<b>1,637</b>	<b>(28)</b>	<b>1,609</b>	<b>0</b>	<b>0</b>	<b>0</b>	<b>0</b>	<b>0</b>	<b>0</b>	<b>0</b>	<b>0</b>	<b>0</b>	<b>0</b>	<b>1,609</b>

**\$1,491,438 spent and encumbered through February 2022**

**\$1,493,069 spent and encumbered through February 2021**

**Project Status** FY22 - Construction complete; project in the financial closeout process.

FY 2022 Budget	1,637	0	<b>1,637</b>	0	0	0	0	0	<b>0</b>	0	0	0		<b>1,637</b>
Difference 2022 / 2023	0	(28)	<b>(28)</b>	0	0	0	0	0	<b>0</b>	0	0	0	0	<b>(28)</b>

Race track funds being moved to alternative capital project.

# Fiscal 2023 Capital Budget

# STORM DRAINAGE PROJECTS

## Project: D1124-FY2007 DRAINAGE IMPROVEMENT PROGRAM

### Description

A project for the design and construction of small to medium-sized drainage improvements requested by County residents and the Bureau of Highways.

### Justification

Create improved drainage to safely convey surface runoff, to stop flow onto residential properties or to protect the traveled way.

### Remarks

1. SDFUND represents Storm Drainage developer contributions derived as a result of 16.133e of the County Code.
2. Construction of some projects may be dependent upon donation of the necessary easements and-or resident cost share participation.
3. After initial investigation, projects over \$250,000 in construction costs may be split out as a separate Capital Project.
4. OTHER funds are resident cost share.
5. Prior to FY20, project included assistance with debris removal and assessment of flood mitigation opportunities in the Allview area.

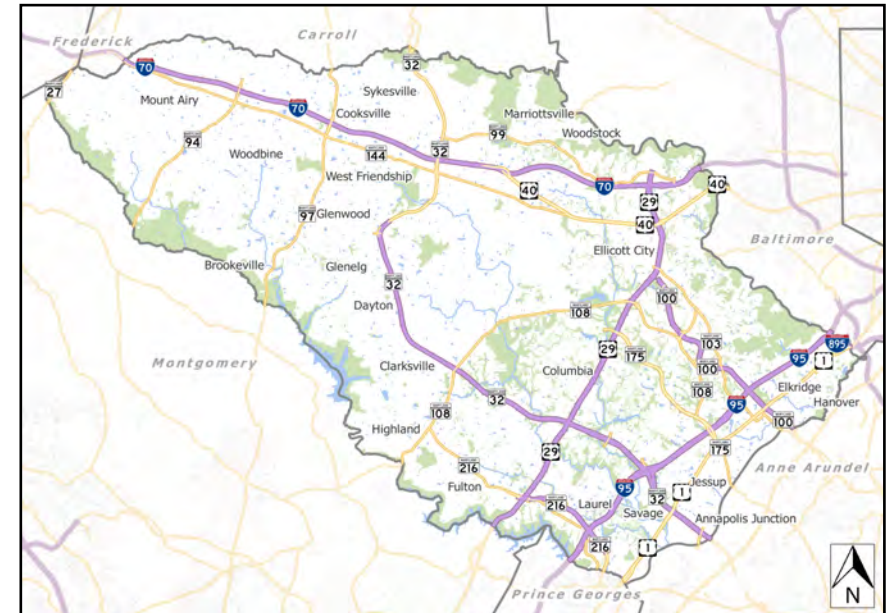
### Project Schedule

Program

### Operating Budget Impact

Estimated annual maintenance costs upon completion: Decrease.

FY2023 Bonds - Annual Debt Service Payment	0
FY2023 Bonds - 20-Year Total Debt Service Payment	0
Total Project Bonds - Annual Debt Service Payment	337,870
Total Project Bonds - 20-Year Total Debt Service Payment	6,757,396



# Fiscal 2023 Capital Budget

# STORM DRAINAGE PROJECTS

## Project: D1124-FY2007 DRAINAGE IMPROVEMENT PROGRAM

(In Thousands)	Five Year Capital Program										Master Plan			
	Prior Appr.	FY2023 Budget	Appr. Total	Fiscal 2024	Fiscal 2025	Fiscal 2026	Fiscal 2027	Fiscal 2028	Sub Total	Fiscal 2029	Fiscal 2030	Fiscal 2031	Fiscal 2032	Total Project
PLANS & ENGINEERING	1,675	0	1,675	40	0	120	0	0	160	0	0	0	0	1,835
LAND ACQUISITION	215	0	215	10	0	20	0	0	30	0	0	0	0	245
CONSTRUCTION	3,160	0	3,160	200	0	410	0	0	610	0	0	0	0	3,770
ADMINISTRATION	10	0	10	0	0	0	0	0	0	0	0	0	0	10
<b>Total Expenditures</b>	<b>5,060</b>	<b>0</b>	<b>5,060</b>	<b>250</b>	<b>0</b>	<b>550</b>	<b>0</b>	<b>0</b>	<b>800</b>	<b>0</b>	<b>0</b>	<b>0</b>	<b>0</b>	<b>5,860</b>
BONDS	3,625	0	3,625	250	0	550	0	0	800	0	0	0	0	4,425
OTHER SOURCES	10	0	10	0	0	0	0	0	0	0	0	0	0	10
PAY AS YOU GO	250	0	250	0	0	0	0	0	0	0	0	0	0	250
STORM DRAINAGE FUND	1,175	0	1,175	0	0	0	0	0	0	0	0	0	0	1,175
<b>Total Funding</b>	<b>5,060</b>	<b>0</b>	<b>5,060</b>	<b>250</b>	<b>0</b>	<b>550</b>	<b>0</b>	<b>0</b>	<b>800</b>	<b>0</b>	<b>0</b>	<b>0</b>	<b>0</b>	<b>5,860</b>

**\$3,528,871 spent and encumbered through February 2022**

**\$3,376,460 spent and encumbered through February 2021**

**Project Status** FY22 - There are several requests waiting to be started and will be addressed in turn as other work is completed.

Investigation underway: Sylvan Lane (N. of Church Rd), Hyla Brook, 11000 blk Triadelphia Rd.

Investigation complete: Watch Chain Way, Hale Haven improvements, Lime Kiln Rd Culvert, Gudel Drive, Windermere, Walker Drive, Deerfield, Harriett Tubman

Design and/or Land acquisition in progress: Globe Drive improvements, 7300 block of Montgomery Road easement.

Construction complete: Silent Moon Run, Winterbrook Lane, Woodside Court, Fels Lane, Ordway Drive, Frederick Rd Slope, Maple Rock Drive, Frederick Road slope, US 40 Landscaping, Little Patuxent and Allview Debris Removal, Cradlerock Way channel wall, Abel St (Phase I and 2), Montgomery Road, Patuxent Range Road, Beechfield Avenue.

FY 2022 Budget	5,060	0	<b>5,060</b>	250	0	550	0	0	<b>800</b>	0	0	0		<b>5,860</b>
Difference 2022 / 2023	0	0	<b>0</b>	0	0	0	0	0	<b>0</b>	0	0	0	0	<b>0</b>

None.

# Fiscal 2023 Capital Budget

# STORM DRAINAGE PROJECTS

## Project: D1125-FY2004 EMERGENCY STORM DRAIN RECONSTRUCTION

### Description

A fund for Howard County to undertake construction or repairs to storm drainage facilities on an as-needed basis meeting the provisions of the County Code. This program is envisioned to provide rapid assistance in emergency situations.

### Justification

Howard County Code Subtitle 5, Section 18.500, which mandated extensive County involvement in storm drainage.

### Remarks

1. Construction of some projects may be dependent on donation of necessary easements and-or resident cost share participation.
2. SDFUND represents Storm Drainage developer contributions derived as a result of 16.133e of the County Code.
3. GRANT represents anticipated FEMA funding for Ellicott City.

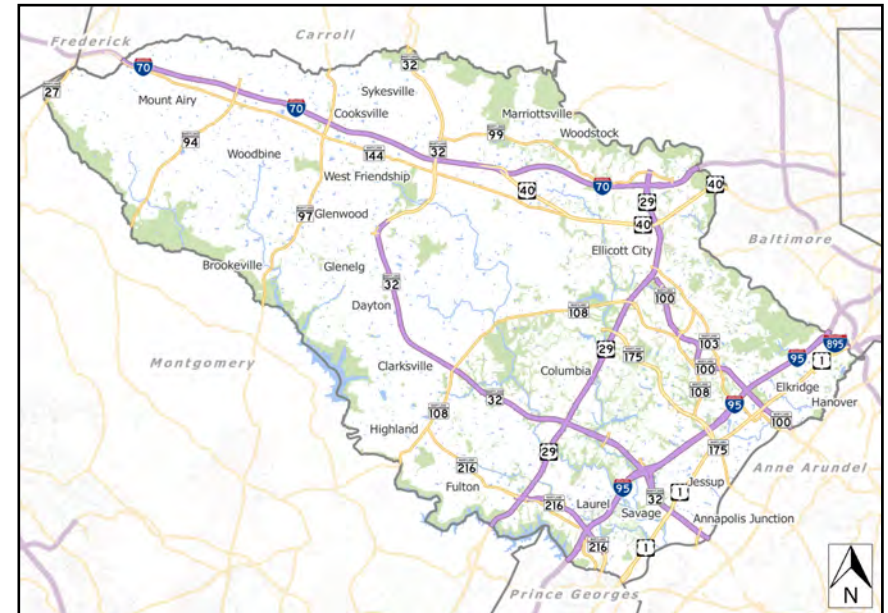
### Project Schedule

Program

### Operating Budget Impact

Estimated annual maintenance costs upon completion: Decrease.

FY2023 Bonds - Annual Debt Service Payment	0
FY2023 Bonds - 20-Year Total Debt Service Payment	0
Total Project Bonds - Annual Debt Service Payment	133,621
Total Project Bonds - 20-Year Total Debt Service Payment	2,672,416





# Fiscal 2023 Capital Budget

# STORM DRAINAGE PROJECTS

## Project: D1125-FY2004 EMERGENCY STORM DRAIN RECONSTRUCTION

(In Thousands)	Five Year Capital Program										Master Plan			
	Prior Appr.	FY2023 Budget	Appr. Total	Fiscal 2024	Fiscal 2025	Fiscal 2026	Fiscal 2027	Fiscal 2028	Sub Total	Fiscal 2029	Fiscal 2030	Fiscal 2031	Fiscal 2032	Total Project
PLANS & ENGINEERING	330	0	330	0	0	0	0	0	0	0	0	0	0	330
LAND ACQUISITION	90	0	90	0	0	0	0	0	0	0	0	0	0	90
CONSTRUCTION	1,878	0	1,878	0	0	0	0	0	0	0	0	0	0	1,878
ADMINISTRATION	25	0	25	0	0	0	0	0	0	0	0	0	0	25
<b>Total Expenditures</b>	<b>2,323</b>	<b>0</b>	<b>2,323</b>	<b>0</b>	<b>0</b>	<b>0</b>	<b>0</b>	<b>0</b>	<b>0</b>	<b>0</b>	<b>0</b>	<b>0</b>	<b>0</b>	<b>2,323</b>
BONDS	1,750	0	1,750	0	0	0	0	0	0	0	0	0	0	1,750
GRANTS	148	0	148	0	0	0	0	0	0	0	0	0	0	148
STORM DRAINAGE FUND	425	0	425	0	0	0	0	0	0	0	0	0	0	425
<b>Total Funding</b>	<b>2,323</b>	<b>0</b>	<b>2,323</b>	<b>0</b>	<b>0</b>	<b>0</b>	<b>0</b>	<b>0</b>	<b>0</b>	<b>0</b>	<b>0</b>	<b>0</b>	<b>0</b>	<b>2,323</b>

**\$1,867,953 spent and encumbered through February 2022**

**\$1,403,504 spent and encumbered through February 2021**

**Project Status** FY22 - Projects being addressed as needed.

Construction Complete: Toomey Lane storm drain (SD), Hidden Hollow Ct storm drain (SD), Walter Scott Way SD, Willow Brook Way sinkhole repair, Brightfield Road SD repairs, Henryton Rd. emergency repairs, Ellicott City emergency SD repairs, Hobbits Glen SD, Dorsey Run Tributary SD, Patuxent Range Rd. (Phase 1 and 2), Great Oaks outfall, New Country Lane outfall, Folly Quarter Rd. culvert, Sewall Ave., Danmark Dr., Golden Star Pl., Greenwood Pl.

Study Complete: Columbia Gateway pipes, Red Clover.

FY 2022 Budget	2,323	0	<b>2,323</b>	0	0	0	0	0	<b>0</b>	0	0	0		<b>2,323</b>
Difference 2022 / 2023	0	0	<b>0</b>	0	0	0	0	0	<b>0</b>	0	0	0	0	<b>0</b>

None.

## Project: D1140-FY2005 PINE TREE GLEN COURT STORM DRAIN SYSTEM

### Description

A project for the design and construction of a storm drain system along Pine Tree Road, Glen Court, and Guilford Road.

### Justification

Currently surface runoff is picked up by roadside ditches which have little grade and water stagnates in them. During heavy storms, the residents experience flooding. This work is requested by the residents and recommended by the Bureau of Highways.

### Remarks

1. Construction project may be dependent on donation of necessary easements and-or resident cost share participation.
2. Project to be coordinated with Phase I of K5040 - south side of Guilford Road.

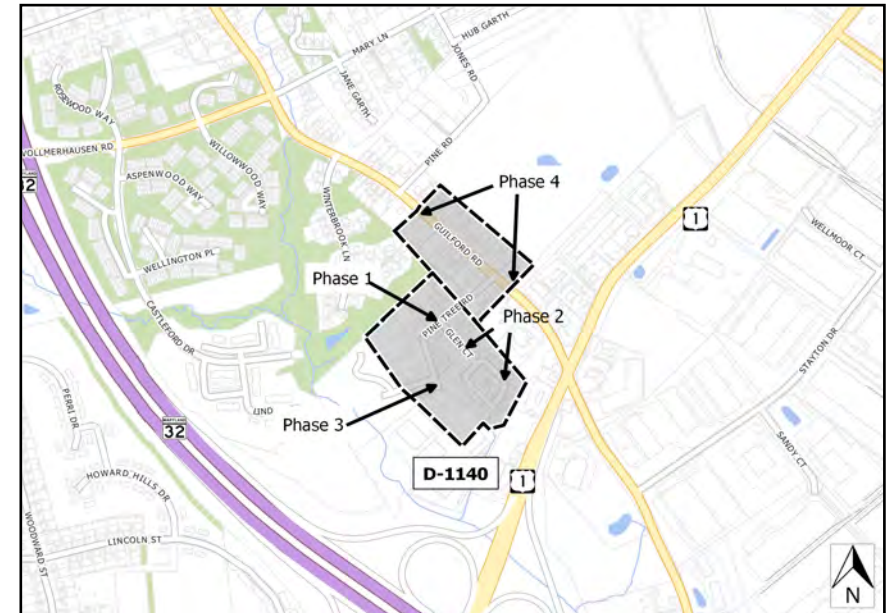
### Project Schedule

- FY23 - Construction
- FY24 - Close

### Operating Budget Impact

Estimated annual maintenance costs upon completion: Decrease.

FY2023 Bonds - Annual Debt Service Payment	0
FY2023 Bonds - 20-Year Total Debt Service Payment	0
Total Project Bonds - Annual Debt Service Payment	235,173
Total Project Bonds - 20-Year Total Debt Service Payment	4,703,453



# Fiscal 2023 Capital Budget

# STORM DRAINAGE PROJECTS

## Project: D1140-FY2005 PINE TREE GLEN COURT STORM DRAIN SYSTEM

(In Thousands)	Five Year Capital Program									Master Plan				
	Prior Appr.	FY2023 Budget	Appr. Total	Fiscal 2024	Fiscal 2025	Fiscal 2026	Fiscal 2027	Fiscal 2028	Sub Total	Fiscal 2029	Fiscal 2030	Fiscal 2031	Fiscal 2032	Total Project
PLANS & ENGINEERING	615	0	615	0	0	0	0	0	0	0	0	0	0	615
LAND ACQUISITION	235	0	235	0	0	0	0	0	0	0	0	0	0	235
CONSTRUCTION	2,465	0	2,465	0	0	0	0	0	0	0	0	0	0	2,465
ADMINISTRATION	5	0	5	0	0	0	0	0	0	0	0	0	0	5
<b>Total Expenditures</b>	<b>3,320</b>	<b>0</b>	<b>3,320</b>	<b>0</b>	<b>0</b>	<b>0</b>	<b>0</b>	<b>0</b>	<b>0</b>	<b>0</b>	<b>0</b>	<b>0</b>	<b>0</b>	<b>3,320</b>
BONDS	3,080	0	3,080	0	0	0	0	0	0	0	0	0	0	3,080
STORM DRAINAGE FUND	240	0	240	0	0	0	0	0	0	0	0	0	0	240
<b>Total Funding</b>	<b>3,320</b>	<b>0</b>	<b>3,320</b>	<b>0</b>	<b>0</b>	<b>0</b>	<b>0</b>	<b>0</b>	<b>0</b>	<b>0</b>	<b>0</b>	<b>0</b>	<b>0</b>	<b>3,320</b>

**\$2,683,965 spent and encumbered through February 2022**

**\$2,681,471 spent and encumbered through February 2021**

**Project Status** FY22 - Design complete for Phase 4, north side. Land acquisition needed for (2) properties. Construction of Phases 1-3 is complete.

FY 2022 Budget	3,320	0	<b>3,320</b>	0	0	0	0	0	<b>0</b>	0	0	0		<b>3,320</b>
Difference 2022 / 2023	0	0	<b>0</b>	0	0	0	0	0	<b>0</b>	0	0	0	0	<b>0</b>

None.

## Project: D1148-FY2007 NPDES WATERSHED MANAGEMENT PROGRAM

### Description

A project for permitting and implementing the requirements of the National Pollutant Discharge Elimination System (NPDES) to detect and reduce pollutants in stormwater system discharges and to perform studies related to storm water utility financing.

### Justification

This project is necessary to comply with the Federal Government's Clean Water Act.

### Remarks

1. This project replaces Capital Project D1115.
2. A five-year renewal NPDES permit was issued by MDE in June 2005.
3. The County was issued a new five-year permit on December 18, 2014.
4. Other Sources represents Stormwater bonds backed by the Watershed Protection and Restoration Fund (\$300k in FY23) and funds provided through Intergovernmental Support Agreement (IGSA) with Fort Meade (\$50k in FY23).

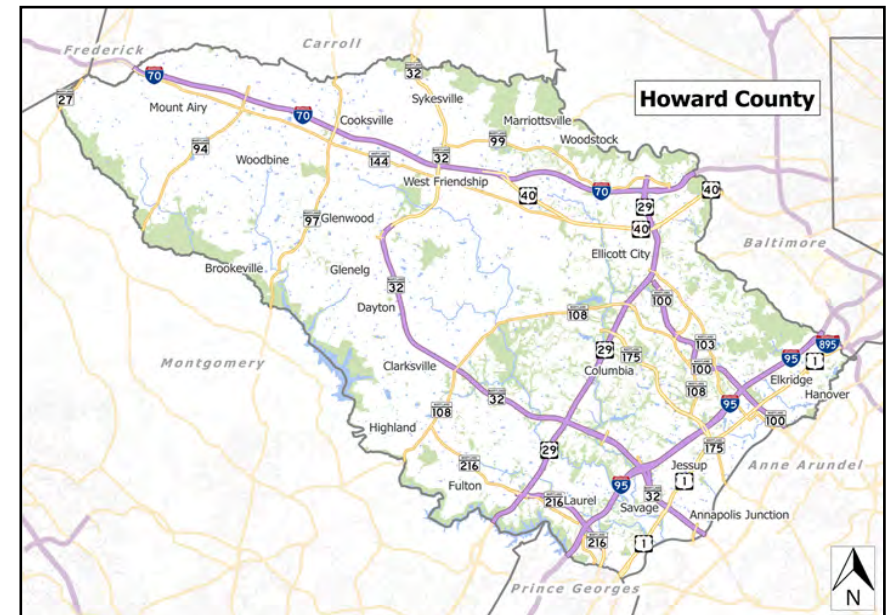
### Project Schedule

FY23 - Perform work to assess and address Total Maximum Daily Loads (TMDL) and Watershed Implementation Plan (WIP) requirements to meet NPDES permit conditions.  
 Continue database development for NPDES reporting requirements.  
 Perform PCB and bacteria monitoring to address TMDL requirements.

### Operating Budget Impact

No Operating Impact

FY2023 Bonds - Annual Debt Service Payment	22,906
FY2023 Bonds - 20-Year Total Debt Service Payment	458,129
Total Project Bonds - Annual Debt Service Payment	372,611
Total Project Bonds - 20-Year Total Debt Service Payment	7,452,224



### Explanation of Changes

Cost increase reflects additional effort to address permit conditions.

# Fiscal 2023 Capital Budget

# STORM DRAINAGE PROJECTS

## Project: D1148-FY2007 NPDES WATERSHED MANAGEMENT PROGRAM

(In Thousands)	Five Year Capital Program									Master Plan				
	Prior Appr.	FY2023 Budget	Appr. Total	Fiscal 2024	Fiscal 2025	Fiscal 2026	Fiscal 2027	Fiscal 2028	Sub Total	Fiscal 2029	Fiscal 2030	Fiscal 2031	Fiscal 2032	Total Project
PLANS & ENGINEERING	7,020	350	7,370	500	0	0	0	0	500	0	0	0	0	7,870
CONSTRUCTION	0	0	0	0	0	0	0	0	0	0	0	0	0	0
<b>Total Expenditures</b>	<b>7,020</b>	<b>350</b>	<b>7,370</b>	<b>500</b>	<b>0</b>	<b>0</b>	<b>0</b>	<b>0</b>	<b>500</b>	<b>0</b>	<b>0</b>	<b>0</b>	<b>0</b>	<b>7,870</b>
BONDS	3,780	0	3,780	0	0	0	0	0	0	0	0	0	0	3,780
OTHER SOURCES	300	350	650	500	0	0	0	0	500	0	0	0	0	1,150
PAY AS YOU GO	650	0	650	0	0	0	0	0	0	0	0	0	0	650
STORMWATER UTILITY FUNDING	2,290	0	2,290	0	0	0	0	0	0	0	0	0	0	2,290
<b>Total Funding</b>	<b>7,020</b>	<b>350</b>	<b>7,370</b>	<b>500</b>	<b>0</b>	<b>0</b>	<b>0</b>	<b>0</b>	<b>500</b>	<b>0</b>	<b>0</b>	<b>0</b>	<b>0</b>	<b>7,870</b>

**\$6,748,159 spent and encumbered through February 2022**

**\$6,176,711 spent and encumbered through February 2021**

**Project Status** Performed Upper Little Patuxent Watershed Study. Prepared Watershed Treatment Model and generated input to State WIP II. Performed stormwater utility fund financing study. Performed site assessments for additional BMP implementation. Partially funded Alliance for the Chesapeake Bay (READY) grant. Design ESD BMPs at Rockburn Br. Park. Completed draft and final Countywide Implementation Strategy (CIS) for meeting TMDL commitments and impervious cover treatment requirements. Perform database creation and impervious cover baseline calculations for NPDES reporting requirements. Performed historical BMP cleanup to meet MDE requirements. Performed Little Patuxent & Middle Patuxent Watershed Assessments. Perform Patapsco and Patuxent River watershed assessments. Continued Point of Investigation assessment and reporting required by MDE. Prepared PCB TMDL implementation plan. Updated IDDE and BMP CRM databases. Performed modeling and pollutant load computations for annual report.

FY 2022 Budget	7,020	300	<b>7,320</b>	300	0	0	0	0	<b>300</b>	0	0	0		<b>7,620</b>
Difference 2022 / 2023	0	50	<b>50</b>	200	0	0	0	0	<b>200</b>	0	0	0	0	<b>250</b>

# Fiscal 2023 Capital Budget

# STORM DRAINAGE PROJECTS

## Project: D1150-FY2005 HIGH RIDGE DRAINAGE

### Description

A project to design and construct storm drain improvements in the High Ridge area including, but not limited to: Old Scaggsville Road, Naylor Avenue, Hughes Avenue, Robinson Boulevard, Gross Avenue, Bryant Avenue, Grant Avenue, and Lyon Avenue.

### Justification

The High Ridge Community was initially developed before the current day standards for streets and drainage accommodations. The community has requested drainage improvements to the area.

### Remarks

Construction project may be dependent on donation of necessary easements and-or resident cost share participation.

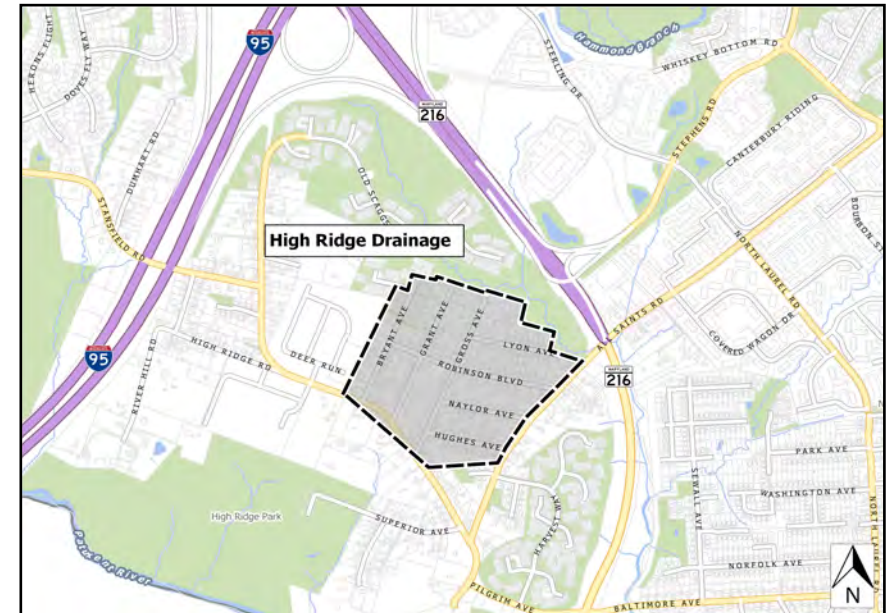
### Project Schedule

FY23 - Land Acquisition (Robinson Blvd., Old Scaggsville, Hughes, Gross, All Saints and Lyon)  
FY24 - Construction  
FY25 - Complete and Close

### Operating Budget Impact

Estimated annual maintenance costs upon completion: Decrease.

FY2023 Bonds - Annual Debt Service Payment	0
FY2023 Bonds - 20-Year Total Debt Service Payment	0
Total Project Bonds - Annual Debt Service Payment	268,311
Total Project Bonds - 20-Year Total Debt Service Payment	5,366,212



# Fiscal 2023 Capital Budget

# STORM DRAINAGE PROJECTS

## Project: D1150-FY2005 HIGH RIDGE DRAINAGE

(In Thousands)	Five Year Capital Program									Master Plan				
	Prior Appr.	FY2023 Budget	Appr. Total	Fiscal 2024	Fiscal 2025	Fiscal 2026	Fiscal 2027	Fiscal 2028	Sub Total	Fiscal 2029	Fiscal 2030	Fiscal 2031	Fiscal 2032	Total Project
PLANS & ENGINEERING	955	0	955	(70)	0	0	0	0	(70)	0	0	0	0	885
LAND ACQUISITION	115	0	115	22	0	0	0	0	22	0	0	0	0	137
CONSTRUCTION	1,050	0	1,050	1,440	0	0	0	0	1,440	0	0	0	0	2,490
ADMINISTRATION	15	0	15	(13)	0	0	0	0	(13)	0	0	0	0	2
<b>Total Expenditures</b>	<b>2,135</b>	<b>0</b>	<b>2,135</b>	<b>1,379</b>	<b>0</b>	<b>0</b>	<b>0</b>	<b>0</b>	<b>1,379</b>	<b>0</b>	<b>0</b>	<b>0</b>	<b>0</b>	<b>3,514</b>
BONDS	2,135	0	2,135	1,379	0	0	0	0	1,379	0	0	0	0	3,514
<b>Total Funding</b>	<b>2,135</b>	<b>0</b>	<b>2,135</b>	<b>1,379</b>	<b>0</b>	<b>0</b>	<b>0</b>	<b>0</b>	<b>1,379</b>	<b>0</b>	<b>0</b>	<b>0</b>	<b>0</b>	<b>3,514</b>

**\$1,562,196 spent and encumbered through February 2022**

**\$1,562,196 spent and encumbered through February 2021**

**Project Status** FY22 - Construction complete for Robinson Blvd., Bryant Ave., Grant Ave. and Naylor Ave. Final design of drainage improvements to Old Scaggsville, Hughes, Gross, All Saints and Lyon complete. Land acquisition in progress.

FY 2022 Budget	2,135	0	<b>2,135</b>	0	0	0	0	0	<b>0</b>	0	0	0		<b>2,135</b>
Difference 2022 / 2023	0	0	<b>0</b>	1,379	0	0	0	0	<b>1,379</b>	0	0	0	0	<b>1,379</b>

None.



**Project: D1155-FY2006 LINCOLN DRIVE at CEDAR VIL PARK DRAINAGE**

**Description**

There is an inadequate drainage system to carry the runoff from the park side of the road to the outfall side of Lincoln Drive. Additional drainage facilities are needed along Cedar Avenue, Georgia Avenue and Wye Avenue.

**Justification**

The Bureau of Highways requested this project to reduce annual maintenance costs.

**Remarks**

Project has been split into two phases to move project due to right-of-way issues.  
 Phase 1 includes all work south of Georgia Avenue.  
 Phase 2 includes all other work, including work in vicinity of Wye Avenue.

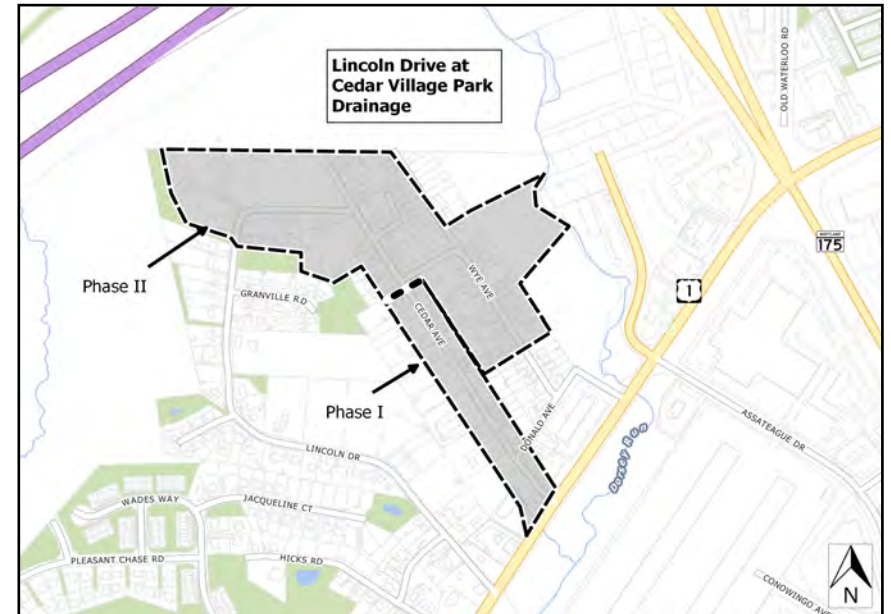
**Project Schedule**

FY23 - Complete drainage improvement construction.  
 FY24 - Complete and Close.

**Operating Budget Impact**

Estimated annual maintenance costs upon completion: Decrease.

FY2023 Bonds - Annual Debt Service Payment	0
FY2023 Bonds - 20-Year Total Debt Service Payment	0
Total Project Bonds - Annual Debt Service Payment	151,564
Total Project Bonds - 20-Year Total Debt Service Payment	3,031,284





# Fiscal 2023 Capital Budget

# STORM DRAINAGE PROJECTS

## Project: D1155-FY2006 LINCOLN DRIVE at CEDAR VIL PARK DRAINAGE

(In Thousands)				Five Year Capital Program						Master Plan				
Appropriation Object Class	Prior Appr.	FY2023 Budget	Appr. Total	Fiscal 2024	Fiscal 2025	Fiscal 2026	Fiscal 2027	Fiscal 2028	Sub Total	Fiscal 2029	Fiscal 2030	Fiscal 2031	Fiscal 2032	Total Project
PLANS & ENGINEERING	170	0	170	0	0	0	0	0	0	0	0	0	0	170
LAND ACQUISITION	45	0	45	0	0	0	0	0	0	0	0	0	0	45
CONSTRUCTION	1,770	0	1,770	0	0	0	0	0	0	0	0	0	0	1,770
<b>Total Expenditures</b>	<b>1,985</b>	<b>0</b>	<b>1,985</b>	<b>0</b>	<b>0</b>	<b>0</b>	<b>0</b>	<b>0</b>	<b>0</b>	<b>0</b>	<b>0</b>	<b>0</b>	<b>0</b>	<b>1,985</b>
BONDS	1,985	0	1,985	0	0	0	0	0	0	0	0	0	0	1,985
<b>Total Funding</b>	<b>1,985</b>	<b>0</b>	<b>1,985</b>	<b>0</b>	<b>0</b>	<b>0</b>	<b>0</b>	<b>0</b>	<b>0</b>	<b>0</b>	<b>0</b>	<b>0</b>	<b>0</b>	<b>1,985</b>

**\$1,587,474 spent and encumbered through February 2022**

**\$685,726 spent and encumbered through February 2021**

**Project Status** FY22 - Construction in progress.

FY 2022 Budget	1,985	0	<b>1,985</b>	0	0	0	0	0	<b>0</b>	0	0	0		<b>1,985</b>
Difference 2022 / 2023	0	0	<b>0</b>	0	0	0	0	0	<b>0</b>	0	0	0	0	<b>0</b>

None.



# Fiscal 2023 Capital Budget

# STORM DRAINAGE PROJECTS

## Project: D1158-FY2008 WATERSHED MANAGEMENT CONSTRUCTION

(In Thousands)	Five Year Capital Program										Master Plan			
	Prior Appr.	FY2023 Budget	Appr. Total	Fiscal 2024	Fiscal 2025	Fiscal 2026	Fiscal 2027	Fiscal 2028	Sub Total	Fiscal 2029	Fiscal 2030	Fiscal 2031	Fiscal 2032	Total Project
PLANS & ENGINEERING	9,300	0	9,300	0	0	0	0	0	0	0	0	0	0	9,300
LAND ACQUISITION	0	0	0	0	0	0	0	0	0	0	0	0	0	0
CONSTRUCTION	40,285	0	40,285	0	0	0	0	0	0	0	0	0	0	40,285
ADMINISTRATION	1,020	0	1,020	0	0	0	0	0	0	0	0	0	0	1,020
<b>Total Expenditures</b>	<b>50,605</b>	<b>0</b>	<b>50,605</b>	<b>0</b>	<b>0</b>	<b>0</b>	<b>0</b>	<b>0</b>	<b>0</b>	<b>0</b>	<b>0</b>	<b>0</b>	<b>0</b>	<b>50,605</b>
BONDS	10,795	0	10,795	0	0	0	0	0	0	0	0	0	0	10,795
DEVELOPER CONTRIBUTION	200	0	200	0	0	0	0	0	0	0	0	0	0	200
GRANTS	12,397	0	12,397	0	0	0	0	0	0	0	0	0	0	12,397
OTHER SOURCES	10,100	0	10,100	0	0	0	0	0	0	0	0	0	0	10,100
PAY AS YOU GO	1,000	0	1,000	0	0	0	0	0	0	0	0	0	0	1,000
STORM DRAINAGE FUND	850	0	850	0	0	0	0	0	0	0	0	0	0	850
WATER QUALITY STATE OR FED LOAN	1,646	0	1,646	0	0	0	0	0	0	0	0	0	0	1,646
STORMWATER UTILITY FUNDING	13,617	0	13,617	0	0	0	0	0	0	0	0	0	0	13,617
<b>Total Funding</b>	<b>50,605</b>	<b>0</b>	<b>50,605</b>	<b>0</b>	<b>0</b>	<b>0</b>	<b>0</b>	<b>0</b>	<b>0</b>	<b>0</b>	<b>0</b>	<b>0</b>	<b>0</b>	<b>50,605</b>

**\$49,496,675 spent and encumbered through February 2022**

**\$48,591,274 spent and encumbered through February 2021**

**Project Status** Des: Sunny Field, Wood Crest, Cherry Tree Farms, Wood Creek, NLCC, Glenmont, Old Willow, Gwynn Pk, Wharff, Yellowbell, Proudfoot Stonehouse, Mellen, Park. Con: Bramhope, Brightwood, Dower, Ducks Foot, Elmmede, Faulkner, Great Drum, Meadowbrook, Old Willow, Paul Mill, Red Hill, Stone Trail, Tall Maple, Threshfield, Tiller, Tuscany, Waverly Woods, Wheatfield, Whiterock, Windflower, Southview, Pinehurst, Dorsey Hall, Bonnie Br, Greenway, Davis Br, Swansfield, HCC, Churchill, Dobbin, Timbers of Troy, Dunloggin, Font Hill Bank, Heatherland, Starling, Woodlot, Maple Dell Farms.

FY 2022 Budget	50,605	0	<b>50,605</b>	0	0	0	0	0	<b>0</b>	0	0	0		<b>50,605</b>
Difference 2022 / 2023	0	0	<b>0</b>	0	0	0	0	0	<b>0</b>	0	0	0	0	<b>0</b>

## Project: D1159-FY2007 STORMWATER MANAGEMENT FACILITY RECONSTRUC

### Description

A fund for Howard County to undertake construction or repairs to stormwater management on an as-needed basis meeting the provisions of the County Code. This program is envisioned to provide rapid assistance in emergency situations.

### Justification

Howard County Code Section 18.900, which requires inspection and maintenance of storm water management facilities. Metal pipe pond barrels are deteriorating as they reach the end of their expected life and need to be repaired or replaced.

### Remarks

1. GRANT funds include local implementation grant from the Chesapeake and Atlantic Coastal Bays 2010 Trust Fund.
2. A portion of prior request represents funding generated from legislation CB-8 & CR21 for stormwater utility funding, known as Watershed Protection and Restoration fund.
3. Construction of some projects may be dependent upon donation of the necessary easements and-or property owner cost share participation.
4. OTHER SOURCES represents Stormwater Bonds backed by Watershed Protection and Restoration fund.

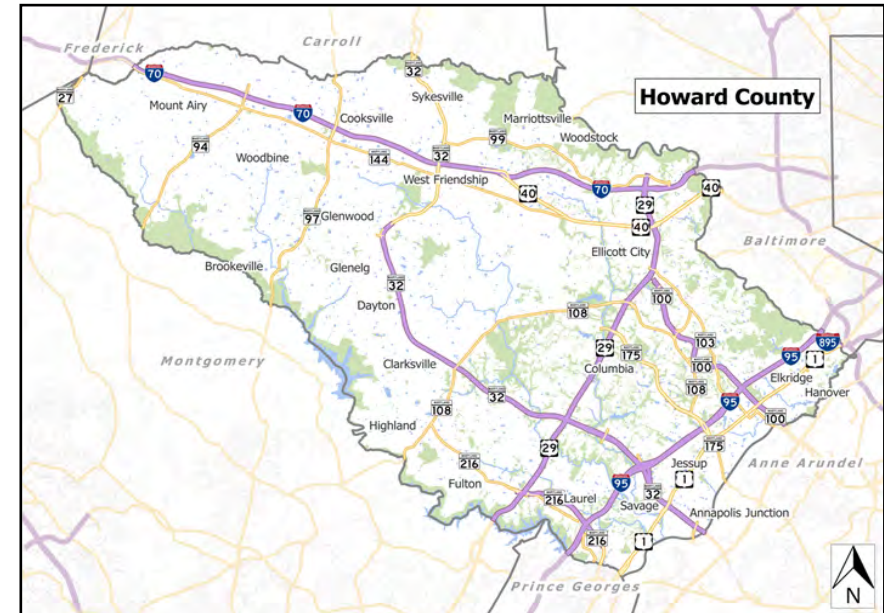
### Project Schedule

FY23 - Project is in the financial close out process and is replaced by D1177.

### Operating Budget Impact

No Operating Impact

FY2023 Bonds - Annual Debt Service Payment	0
FY2023 Bonds - 20-Year Total Debt Service Payment	0
Total Project Bonds - Annual Debt Service Payment	1,198,006
Total Project Bonds - 20-Year Total Debt Service Payment	23,960,122



# Fiscal 2023 Capital Budget

# STORM DRAINAGE PROJECTS

## Project: D1159-FY2007 STORMWATER MANAGEMENT FACILITY RECONSTRUC

(In Thousands)				Five Year Capital Program						Master Plan				
Appropriation Object Class	Prior Appr.	FY2023 Budget	Appr. Total	Fiscal 2024	Fiscal 2025	Fiscal 2026	Fiscal 2027	Fiscal 2028	Sub Total	Fiscal 2029	Fiscal 2030	Fiscal 2031	Fiscal 2032	Total Project
PLANS & ENGINEERING	5,500	0	5,500	0	0	0	0	0	0	0	0	0	0	5,500
LAND ACQUISITION	0	0	0	0	0	0	0	0	0	0	0	0	0	0
CONSTRUCTION	28,125	0	28,125	0	0	0	0	0	0	0	0	0	0	28,125
ADMINISTRATION	1,015	0	1,015	0	0	0	0	0	0	0	0	0	0	1,015
<b>Total Expenditures</b>	<b>34,640</b>	<b>0</b>	<b>34,640</b>	<b>0</b>	<b>0</b>	<b>0</b>	<b>0</b>	<b>0</b>	<b>0</b>	<b>0</b>	<b>0</b>	<b>0</b>	<b>0</b>	<b>34,640</b>
BONDS	15,690	0	15,690	0	0	0	0	0	0	0	0	0	0	15,690
GRANTS	200	0	200	0	0	0	0	0	0	0	0	0	0	200
OTHER SOURCES	400	0	400	0	0	0	0	0	0	0	0	0	0	400
STORMWATER UTILITY FUNDING	18,350	0	18,350	0	0	0	0	0	0	0	0	0	0	18,350
<b>Total Funding</b>	<b>34,640</b>	<b>0</b>	<b>34,640</b>	<b>0</b>	<b>0</b>	<b>0</b>	<b>0</b>	<b>0</b>	<b>0</b>	<b>0</b>	<b>0</b>	<b>0</b>	<b>0</b>	<b>34,640</b>

**\$34,438,673 spent and encumbered through February 2022**

**\$34,269,697 spent and encumbered through February 2021**

**Project Status** Designed: 82 pond repairs

Constructed: Red Clover Dam; Willow Brook; West Zone Highways Shop pond; Rockburn 2; Dunteachin pond; Cromwell Court; Falling Waters; Stratford Downs; Hickory Ridge Village Center; Gateway pond; Shadow Lane repair and dredging; Hickory Ridge LPP; Samuel Morse; Ivy Terrace infiltration; Bonnie Brae; Emily Fox; Bill Lilly; Cypress Bay Court; Lynn Buff; Beech Creek 2; Brightfield; Turf Valley Overlook pond 2; Weston Drive; Blue February; Chestnut Farms outfall; Wimbledon Court; Wetherburn; Angelas Valley; 10 trashrack replacements; Rhode Valley; Emily Fox Ct; Old Mill; Towering Oaks; North Laurel pipe repair; Red Cravat repair and dredging; Glenshire Town; Northgate Woods; Murray Hill 2; Mary Lee Lane; Montgomery Run Pond 2; Winding Star; Longridge Knolls; River Hill 2; River Hill 3; Long Meadow pond; Long Meadow pond 2; North Ridge; Rusty Rim; Sweet Hours; Townhomes of Timberland; Velvet Path; Junction Industrial Park; Fairest Dream; Golden Star 1 and 2; Linden Chapel; Twin Oaks; Terra Maria; Beech Creek; Glenmar Section 2; Many Miles Mew; Kings Meade; Blue River; Diversified Lane.

FY 2022 Budget	34,640	0	<b>34,640</b>	0	0	0	0	0	<b>0</b>	0	0	0	0	<b>34,640</b>
Difference 2022 / 2023	0	0	<b>0</b>	0	0	0	0	0	<b>0</b>	0	0	0	0	<b>0</b>

## Project: D1161-FY2019 SHAFFERSVILLE ROAD CULVERT REPLACEMENT

### Description

A project to replace the existing culverts on Shaffersville Road (between Florence Road and Shaffers Mill Road) and on Shaffers Mill Road between Shaffersville Road and Florence Road.

### Justification

Requested by the Bureau of Highways. The existing culvert floods regularly necessitating the closure of the road. This is a maintenance problem for the Bureau of Highways and an inconvenience to the traveling public.

### Remarks

Shaffersville Road and Shaffers Mill Road are scenic roads.

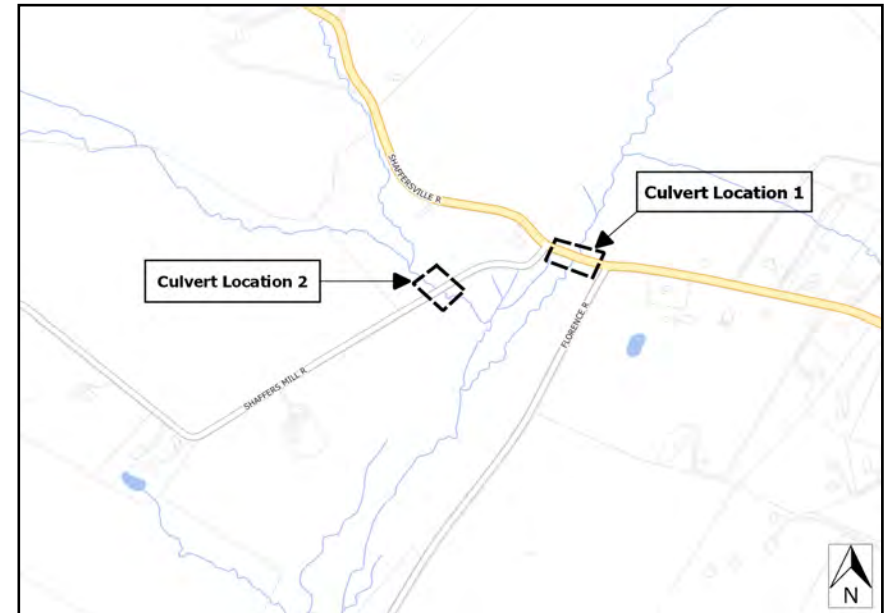
### Project Schedule

FY23 - Complete Construction, and close project

### Operating Budget Impact

Estimated annual maintenance costs upon completion: Decrease.

FY2023 Bonds - Annual Debt Service Payment	0
FY2023 Bonds - 20-Year Total Debt Service Payment	0
Total Project Bonds - Annual Debt Service Payment	87,808
Total Project Bonds - 20-Year Total Debt Service Payment	1,756,159



### Explanation of Changes

The total project cost has changed resulting from the addition of a second culvert location to the project.

# Fiscal 2023 Capital Budget

# STORM DRAINAGE PROJECTS

## Project: D1161-FY2019 SHAFFERSVILLE ROAD CULVERT REPLACEMENT

(In Thousands)	Five Year Capital Program										Master Plan			
	Prior Appr.	FY2023 Budget	Appr. Total	Fiscal 2024	Fiscal 2025	Fiscal 2026	Fiscal 2027	Fiscal 2028	Sub Total	Fiscal 2029	Fiscal 2030	Fiscal 2031	Fiscal 2032	Total Project
PLANS & ENGINEERING	175	0	175	0	0	0	0	0	0	0	0	0	0	175
LAND ACQUISITION	75	0	75	0	0	0	0	0	0	0	0	0	0	75
CONSTRUCTION	0	0	0	0	900	0	0	0	900	0	0	0	0	900
<b>Total Expenditures</b>	<b>250</b>	<b>0</b>	<b>250</b>	<b>0</b>	<b>900</b>	<b>0</b>	<b>0</b>	<b>0</b>	<b>900</b>	<b>0</b>	<b>0</b>	<b>0</b>	<b>0</b>	<b>1,150</b>
BONDS	250	0	250	0	900	0	0	0	900	0	0	0	0	1,150
<b>Total Funding</b>	<b>250</b>	<b>0</b>	<b>250</b>	<b>0</b>	<b>900</b>	<b>0</b>	<b>0</b>	<b>0</b>	<b>900</b>	<b>0</b>	<b>0</b>	<b>0</b>	<b>0</b>	<b>1,150</b>

**\$186,175 spent and encumbered through February 2022**

**\$54,106 spent and encumbered through February 2021**

**Project Status** FY22 - Shaffers Mill Road replacement culverts construction is complete.

FY 2022 Budget	250	0	<b>250</b>	0	900	0	0	0	<b>900</b>	0	0	0		<b>1,150</b>
Difference 2022 / 2023	0	0	<b>0</b>	0	0	0	0	0	<b>0</b>	0	0	0	0	<b>0</b>

None.







# Fiscal 2023 Capital Budget

# STORM DRAINAGE PROJECTS

## Project: D1164-FY2013 COMMUNITY ENVIRONMENTAL PARTNERSHIPS

(In Thousands)	Five Year Capital Program									Master Plan				
	Prior Appr.	FY2023 Budget	Appr. Total	Fiscal 2024	Fiscal 2025	Fiscal 2026	Fiscal 2027	Fiscal 2028	Sub Total	Fiscal 2029	Fiscal 2030	Fiscal 2031	Fiscal 2032	Total Project
PLANS & ENGINEERING	700	0	700	0	0	0	0	0	0	0	0	0	0	700
CONSTRUCTION	4,400	450	4,850	450	450	450	450	450	2,250	0	0	0	0	7,100
<b>Total Expenditures</b>	<b>5,100</b>	<b>450</b>	<b>5,550</b>	<b>450</b>	<b>450</b>	<b>450</b>	<b>450</b>	<b>450</b>	<b>2,250</b>	<b>0</b>	<b>0</b>	<b>0</b>	<b>0</b>	<b>7,800</b>
BONDS	50	0	50	0	0	0	0	0	0	0	0	0	0	50
OTHER SOURCES	400	0	400	0	0	0	0	0	0	0	0	0	0	400
PAY AS YOU GO	1,400	0	1,400	0	0	0	0	0	0	0	0	0	0	1,400
STORMWATER UTILITY FUNDING	3,250	450	3,700	450	450	450	450	450	2,250	0	0	0	0	5,950
<b>Total Funding</b>	<b>5,100</b>	<b>450</b>	<b>5,550</b>	<b>450</b>	<b>450</b>	<b>450</b>	<b>450</b>	<b>450</b>	<b>2,250</b>	<b>0</b>	<b>0</b>	<b>0</b>	<b>0</b>	<b>7,800</b>

**\$4,875,000 spent and encumbered through February 2022**

**\$4,475,000 spent and encumbered through February 2021**

**Project Status** Provided partial funding for READY grant, a.k.a. Howard EcoWorks.

Performed concept grading, soil borings, and survey for Ellicott City Parking Lot E.

Performed design & construction for Savage Library water quality enhancements.

Howard EcoWorks performed BMP maintenance and construction of rain gardens and bioretention areas. Also, post storm Safe & Sound debris assessment and removal.

FY 2022 Budget	5,100	400	<b>5,500</b>	400	0	0	0	0	<b>400</b>	0	0	0		<b>5,900</b>
Difference 2022 / 2023	0	50	<b>50</b>	50	450	450	450	450	<b>1,850</b>	0	0	0	0	<b>1,900</b>



# Fiscal 2023 Capital Budget

# STORM DRAINAGE PROJECTS

## Project: D1165-FY2013 FLOOD MITIGATION and STORMWATER/WATERWAY ENHANCEMENT

(In Thousands)	Five Year Capital Program										Master Plan			
	Prior Appr.	FY2023 Budget	Appr. Total	Fiscal 2024	Fiscal 2025	Fiscal 2026	Fiscal 2027	Fiscal 2028	Sub Total	Fiscal 2029	Fiscal 2030	Fiscal 2031	Fiscal 2032	Total Project
PLANS & ENGINEERING	2,825	0	2,825	0	0	0	0	0	0	0	0	0	0	2,825
LAND ACQUISITION	1,000	0	1,000	0	0	0	0	0	0	0	0	0	0	1,000
CONSTRUCTION	17,187	0	17,187	0	0	0	0	0	0	0	0	0	0	17,187
ADMINISTRATION	250	0	250	0	0	0	0	0	0	0	0	0	0	250
<b>Total Expenditures</b>	<b>21,262</b>	<b>0</b>	<b>21,262</b>	<b>0</b>	<b>0</b>	<b>0</b>	<b>0</b>	<b>0</b>	<b>0</b>	<b>0</b>	<b>0</b>	<b>0</b>	<b>0</b>	<b>21,262</b>
BONDS	4,200	0	4,200	0	0	0	0	0	0	0	0	0	0	4,200
GRANTS	6,787	0	6,787	0	0	0	0	0	0	0	0	0	0	6,787
OTHER SOURCES	5,400	0	5,400	0	0	0	0	0	0	0	0	0	0	5,400
PAY AS YOU GO	2,475	0	2,475	0	0	0	0	0	0	0	0	0	0	2,475
STORMWATER UTILITY FUNDING	2,400	0	2,400	0	0	0	0	0	0	0	0	0	0	2,400
<b>Total Funding</b>	<b>21,262</b>	<b>0</b>	<b>21,262</b>	<b>0</b>	<b>0</b>	<b>0</b>	<b>0</b>	<b>0</b>	<b>0</b>	<b>0</b>	<b>0</b>	<b>0</b>	<b>0</b>	<b>21,262</b>

**\$18,005,207 spent and encumbered through February 2022**

**\$17,243,848 spent and encumbered through February 2021**

**Project Status** Preliminary assessment - Howard Bldg and Court House parking lot SWM, Emory St|Church Rd|Maryland Ave|St Paul St drainage improvement.

Design initiated - Historic Colored School slope repair, Pond T1, 8600 Main Street culvert.

Construction completed - Parking Lot B WQ improvements, Parking Lot E, Ellicott Mills Dr culvert, New Cut Road slope repair, Lot F channel stabilization. Post July 2016 Flood Damage Repairs - Maplewood pond, Ellicott Mills Brewery wall, Precious Gifts wall, Hi Ho Silver wall, Lot E to Lot F wall, 8659 Main St, Parking Lot E NE corner wall, Main St wall at 84-inch culvert, stream channel woody debris removal.

Studies - 2D H&H model after TS Lee, July 2016, May 2018 flood events, Tiber Branch Watershed, Corps of Engineers Floodproofing Report.

FY 2022 Budget	21,262	0	<b>21,262</b>	0	0	0	0	0	<b>0</b>	0	0	0		<b>21,262</b>
Difference 2022 / 2023	0	0	<b>0</b>	0	0	0	0	0	<b>0</b>	0	0	0	0	<b>0</b>

1. TAO 1-2017 transferred \$550,000 Grant revenue to D1158. 2. CB 3-2017 added \$1,700,000 in Pay as you Go funding for unanticipated expenses related to Ellicott City flood response and recovery efforts.

## Project: D1168-FY2015 MORGAN WOODBINE ROAD SLOPE STABILIZATION

### Description

A project to design and construct stabilization of the roadway embankment of Morgan Woodbine Road adjacent to the South Branch of the Patapsco River.

### Justification

The roadway embankment is being eroded by the force of the river adjacent to the roadway. Previous attempts to stabilize the embankment have only been successful on a temporary basis. This project will develop a permanent stabilization. Project requested by the Bureau of Highways.

### Remarks

Ongoing slope monitoring.

### Project Schedule

FY27 - Construction

### Operating Budget Impact

Estimated annual maintenance costs upon completion: Decrease.

FY2023 Bonds - Annual Debt Service Payment	0
FY2023 Bonds - 20-Year Total Debt Service Payment	0
Total Project Bonds - Annual Debt Service Payment	70,628
Total Project Bonds - 20-Year Total Debt Service Payment	1,412,563



# Fiscal 2023 Capital Budget

# STORM DRAINAGE PROJECTS

## Project: D1168-FY2015 MORGAN WOODBINE ROAD SLOPE STABILIZATION

(In Thousands)	Five Year Capital Program										Master Plan			
	Prior Appr.	FY2023 Budget	Appr. Total	Fiscal 2024	Fiscal 2025	Fiscal 2026	Fiscal 2027	Fiscal 2028	Sub Total	Fiscal 2029	Fiscal 2030	Fiscal 2031	Fiscal 2032	Total Project
PLANS & ENGINEERING	200	0	200	0	0	0	50	0	50	0	0	0	0	250
LAND ACQUISITION	25	0	25	0	0	0	0	0	0	0	0	0	0	25
CONSTRUCTION	0	0	0	0	0	0	650	0	650	0	0	0	0	650
<b>Total Expenditures</b>	<b>225</b>	<b>0</b>	<b>225</b>	<b>0</b>	<b>0</b>	<b>0</b>	<b>700</b>	<b>0</b>	<b>700</b>	<b>0</b>	<b>0</b>	<b>0</b>	<b>0</b>	<b>925</b>
BONDS	225	0	225	0	0	0	700	0	700	0	0	0	0	925
<b>Total Funding</b>	<b>225</b>	<b>0</b>	<b>225</b>	<b>0</b>	<b>0</b>	<b>0</b>	<b>700</b>	<b>0</b>	<b>700</b>	<b>0</b>	<b>0</b>	<b>0</b>	<b>0</b>	<b>925</b>

**\$112,466 spent and encumbered through February 2022**

**\$112,466 spent and encumbered through February 2021**

**Project Status** FY22 - Design complete. Land acquisition in progress.

FY 2022 Budget	225	0	<b>225</b>	0	0	0	700	0	<b>700</b>	0	0	0		<b>925</b>
Difference 2022 / 2023	0	0	<b>0</b>	0	0	0	0	0	<b>0</b>	0	0	0	0	<b>0</b>

None.

## Project: D1169-FY2016 STORM DRAIN CULVERT REPLACEMENT PROGRAM

### Description

This program will provide for the repair and replacement of failed storm drain pipes and culverts. The County's storm drain infrastructure is aging and many of the metal pipe culverts installed from 1960 through the 1990s have reached the end of their service life. Currently no asset inventory with condition assessment exists; therefore no funding is programmed to systematic replacement of these pipes and culverts. The program will provide for emergency culvert repair and replacement and funding assist in the development of an asset inventory program to better forecast future replacement needs. The program includes: storm water pipe and culvert repair and replacement of metal, HDPE, and concrete in less than six (6) feet in roadway longitudinal length, headwalls, end sections, replacement, or extension of culverts to assure positive flow of storm water and channeling of storm water into existing ditch lines or structures. Repairs include roadside pipe and culvert end treatment safety improvements to eliminate safety hazards. This project will not change the location or size of existing storm drainage structures.

### Justification

Program addresses emergency pipe replacement of aging metal, HDPE, and concrete pipes that have reached the end of their service life. Pipe failures have resulted in unacceptable levels of deep depressions, sinkholes, sediment build up, open pipe joints and metal pipe inverts. Poor existing storm drain conditions. Needed repairs will improve safety and reduce the potential for hazards and associated public inconvenience. Failure of a storm drain pipe will require emergency repairs at much higher prices. This program will also provide some funding towards the development of an asset inventory of the storm drain system, including pipe and culvert conditions for future funding forecasting.

### Remarks

County owns and maintains approximately 3,543,100 linear feet (671 miles) of storm drains and approximately 13,000 each of storm drain inlet structures.

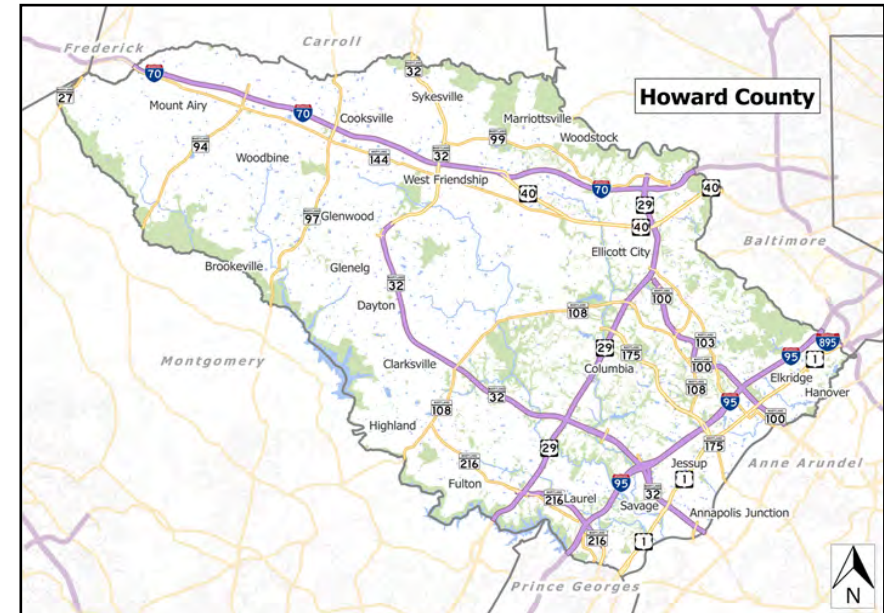
### Project Schedule

Approximately 0.3 mile of storm drains (depends on the depth of deteriorated storm drains) replaced per \$1M budgeted.  
Close at program completion

### Operating Budget Impact

No Operating Impact

FY2023 Bonds - Annual Debt Service Payment	171,798
FY2023 Bonds - 20-Year Total Debt Service Payment	3,435,964
Total Project Bonds - Annual Debt Service Payment	2,183,746
Total Project Bonds - 20-Year Total Debt Service Payment	43,674,921



### Explanation of Changes

Project includes cost updates for all years based on actual estimated project costs.

# Fiscal 2023 Capital Budget

# STORM DRAINAGE PROJECTS

## Project: D1169-FY2016 STORM DRAIN CULVERT REPLACEMENT PROGRAM

(In Thousands)				Five Year Capital Program						Master Plan				
Appropriation Object Class	Prior Appr.	FY2023 Budget	Appr. Total	Fiscal 2024	Fiscal 2025	Fiscal 2026	Fiscal 2027	Fiscal 2028	Sub Total	Fiscal 2029	Fiscal 2030	Fiscal 2031	Fiscal 2032	Total Project
PLANS & ENGINEERING	500	0	500	0	0	0	0	0	0	0	0	0	0	500
LAND ACQUISITION	0	0	0	0	0	0	0	0	0	0	0	0	0	0
CONSTRUCTION	6,850	2,250	9,100	2,250	2,100	2,350	2,300	2,000	11,000	2,000	2,000	2,000	2,000	28,100
<b>Total Expenditures</b>	<b>7,350</b>	<b>2,250</b>	<b>9,600</b>	<b>2,250</b>	<b>2,100</b>	<b>2,350</b>	<b>2,300</b>	<b>2,000</b>	<b>11,000</b>	<b>2,000</b>	<b>2,000</b>	<b>2,000</b>	<b>2,000</b>	<b>28,600</b>
BONDS	7,350	2,250	9,600	2,250	2,100	2,350	2,300	2,000	11,000	2,000	2,000	2,000	2,000	28,600
<b>Total Funding</b>	<b>7,350</b>	<b>2,250</b>	<b>9,600</b>	<b>2,250</b>	<b>2,100</b>	<b>2,350</b>	<b>2,300</b>	<b>2,000</b>	<b>11,000</b>	<b>2,000</b>	<b>2,000</b>	<b>2,000</b>	<b>2,000</b>	<b>28,600</b>

**\$5,375,459 spent and encumbered through February 2022**

**\$4,555,188 spent and encumbered through February 2021**

### Project Status

FY 2022 Budget	7,350	2,250	<b>9,600</b>	2,250	2,100	2,350	2,300	2,000	<b>11,000</b>	2,000	2,000	2,000		<b>26,600</b>
Difference 2022 / 2023	0	0	<b>0</b>	0	0	0	0	0	<b>0</b>	0	0	0	2,000	<b>2,000</b>



## Project: D1174-FY2016 SPRING GLEN DRAINAGE IMPROVEMENTS

### Description

A project to design and construct drainage improvements in the Spring Glen Community including but not limited to: Ivy Spring Road and Cross Ivy Road. The improvements to be considered include adding curb & gutter with storm drains and filling in the swales.

### Justification

This community was built in the early 2000s using the new storm drainage design for subdivisions. The roads are narrow and open section (no curb & gutter). The plowing of snow tears up the adjacent grass areas. The yards have deep swales and are difficult to maintain.

The improvements were requested by the Homeowners Association and the Bureau of Highways.

### Remarks

Project construction is contingent upon dedication of drainage easements from affected property owners.

### Project Schedule

FY23 - Land Acquisition and Construction

FY24 - Construction

### Operating Budget Impact

Estimated annual maintenance costs upon completion: Decrease.

FY2023 Bonds - Annual Debt Service Payment	0
FY2023 Bonds - 20-Year Total Debt Service Payment	0
Total Project Bonds - Annual Debt Service Payment	39,323
Total Project Bonds - 20-Year Total Debt Service Payment	786,454





# Fiscal 2023 Capital Budget

# STORM DRAINAGE PROJECTS

## Project: D1174-FY2016 SPRING GLEN DRAINAGE IMPROVEMENTS

(In Thousands)	Five Year Capital Program										Master Plan			
	Prior Appr.	FY2023 Budget	Appr. Total	Fiscal 2024	Fiscal 2025	Fiscal 2026	Fiscal 2027	Fiscal 2028	Sub Total	Fiscal 2029	Fiscal 2030	Fiscal 2031	Fiscal 2032	Total Project
PLANS & ENGINEERING	150	0	150	0	0	0	0	0	0	0	0	0	0	150
LAND ACQUISITION	15	0	15	0	0	0	0	0	0	0	0	0	0	15
CONSTRUCTION	350	0	350	0	0	0	0	0	0	0	0	0	0	350
<b>Total Expenditures</b>	<b>515</b>	<b>0</b>	<b>515</b>	<b>0</b>	<b>0</b>	<b>0</b>	<b>0</b>	<b>0</b>	<b>0</b>	<b>0</b>	<b>0</b>	<b>0</b>	<b>0</b>	<b>515</b>
BONDS	515	0	515	0	0	0	0	0	0	0	0	0	0	515
<b>Total Funding</b>	<b>515</b>	<b>0</b>	<b>515</b>	<b>0</b>	<b>0</b>	<b>0</b>	<b>0</b>	<b>0</b>	<b>0</b>	<b>0</b>	<b>0</b>	<b>0</b>	<b>0</b>	<b>515</b>

**\$71,147 spent and encumbered through February 2022**

**\$71,147 spent and encumbered through February 2021**

**Project Status** FY22 - Design complete. Land acquisition in progress (3 of 13 affected properties have agreed).

FY 2022 Budget	515	0	<b>515</b>	0	0	0	0	0	<b>0</b>	0	0	0		<b>515</b>
Difference 2022 / 2023	0	0	<b>0</b>	0	0	0	0	0	<b>0</b>	0	0	0	0	<b>0</b>

None.

## Project: D1175-FY-2018 VALLEY MEDE/CHATHAM FLOOD MITIGATION

### Description

This project is for the study, design and construction of flood mitigation and stormwater| waterway improvement efforts in the Valley Mede and Chatham subwatersheds. Projects may include drainage improvements, stormwater retrofits, flood control, stream improvements, and design of additional drainage facilities.

### Justification

Valley Mede and Chatham subwatersheds have the potential to suffer significant flood damage.

### Remarks

1. Future years, once projects cost-benefits determined, apply for FEMA grants
2. OTHER SOURCES represents Stormwater Bonds backed by Watershed Protection and Restoration fund, plus funds provided to County through Memorandums of Understanding for cost sharing with MD State Highway Administration.
3. Construction of some projects may be dependent upon donation of the necessary easements and-or property owner cost share participation.

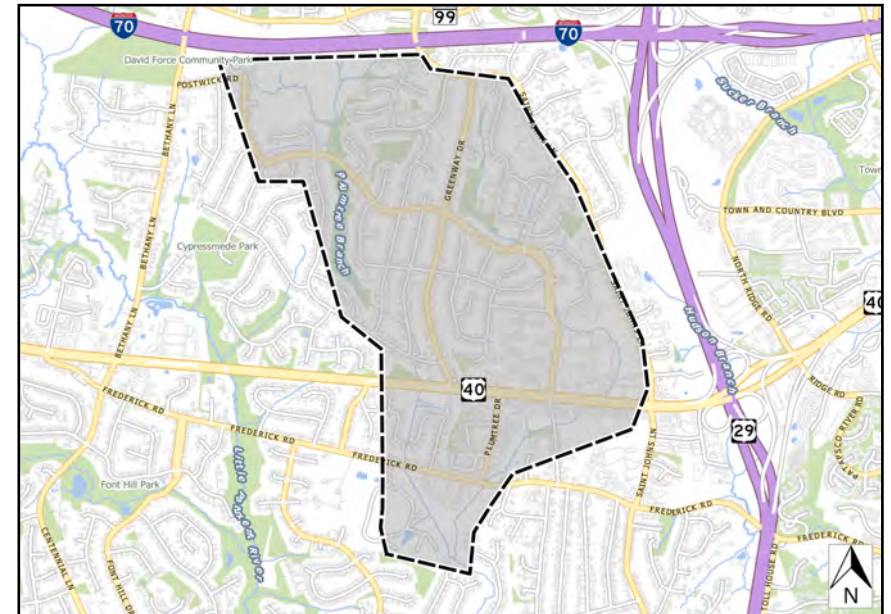
### Project Schedule

FY23– Continue design and construction of projects identified in Plumtree-Little Plumtree study including North Chatham Rd drainage project (MSHA cost share), Michaels Way drainage improvements, and Valley Mede culvert upgrades.

### Operating Budget Impact

No Operating Impact

FY2023 Bonds - Annual Debt Service Payment	0
FY2023 Bonds - 20-Year Total Debt Service Payment	0
Total Project Bonds - Annual Debt Service Payment	320,690
Total Project Bonds - 20-Year Total Debt Service Payment	6,413,800



# Fiscal 2023 Capital Budget

# STORM DRAINAGE PROJECTS

## Project: D1175-FY-2018 VALLEY MEDE/CHATHAM FLOOD MITIGATION

(In Thousands)	Five Year Capital Program									Master Plan				
	Prior Appr.	FY2023 Budget	Appr. Total	Fiscal 2024	Fiscal 2025	Fiscal 2026	Fiscal 2027	Fiscal 2028	Sub Total	Fiscal 2029	Fiscal 2030	Fiscal 2031	Fiscal 2032	Total Project
PLANS & ENGINEERING	950	0	950	0	0	0	0	0	0	0	0	0	0	950
LAND ACQUISITION	2,500	0	2,500	0	0	0	0	0	0	0	0	0	0	2,500
CONSTRUCTION	3,600	2,400	6,000	0	0	0	0	0	0	0	0	0	0	6,000
ADMINISTRATION	50	0	50	0	0	0	0	0	0	0	0	0	0	50
<b>Total Expenditures</b>	<b>7,100</b>	<b>2,400</b>	<b>9,500</b>	<b>0</b>	<b>0</b>	<b>0</b>	<b>0</b>	<b>0</b>	<b>0</b>	<b>0</b>	<b>0</b>	<b>0</b>	<b>0</b>	<b>9,500</b>
BONDS	4,200	0	4,200	0	0	0	0	0	0	0	0	0	0	4,200
OTHER SOURCES	2,900	0	2,900	0	0	0	0	0	0	0	0	0	0	2,900
PAY AS YOU GO	0	2,400	2,400	0	0	0	0	0	0	0	0	0	0	2,400
<b>Total Funding</b>	<b>7,100</b>	<b>2,400</b>	<b>9,500</b>	<b>0</b>	<b>0</b>	<b>0</b>	<b>0</b>	<b>0</b>	<b>0</b>	<b>0</b>	<b>0</b>	<b>0</b>	<b>0</b>	<b>9,500</b>

**\$5,895,320 spent and encumbered through February 2022**

**\$4,036,271 spent and encumbered through February 2021**

**Project Status** Constructed Longview stream project and Greenway Drive storm drain improvements.

Design Paulskirk Drive, Greenway Drive, Michaels Way storm drain improvements.

Assess Valley Mede roadway culverts and begin design.

Assess North Chatham channel and drainage improvements and begin design.

Acquired 9509, 9513 and 9514 Longview Drive and 9520 Frederick Road and removed houses. Acquired 9506 Longview Drive.

FY 2022 Budget	7,100	0	<b>7,100</b>	0	0	0	0	0	<b>0</b>	0	0	0		<b>7,100</b>
Difference 2022 / 2023	0	2,400	<b>2,400</b>	0	0	0	0	0	<b>0</b>	0	0	0	0	<b>2,400</b>

TAO #1-2019 transfers in \$1,000,000. FY23 budget request increased from what was projected for FY22 due to the identification of specific projects and initial design work performed.



# Fiscal 2023 Capital Budget

# STORM DRAINAGE PROJECTS

## Project: D1176-WATERSHED MANAGEMENT CONSTRUCTION

(In Thousands)	Five Year Capital Program									Master Plan				
	Prior Appr.	FY2023 Budget	Appr. Total	Fiscal 2024	Fiscal 2025	Fiscal 2026	Fiscal 2027	Fiscal 2028	Sub Total	Fiscal 2029	Fiscal 2030	Fiscal 2031	Fiscal 2032	Total Project
PLANS & ENGINEERING	1,500	600	2,100	200	0	0	0	0	200	0	0	0	0	2,300
LAND ACQUISITION	100	200	300	0	0	0	0	0	0	0	0	0	0	300
CONSTRUCTION	9,800	9,000	18,800	3,800	3,200	2,000	2,000	2,000	13,000	0	0	0	0	31,800
ADMINISTRATION	100	0	100	0	0	0	0	0	0	0	0	0	0	100
<b>Total Expenditures</b>	<b>11,500</b>	<b>9,800</b>	<b>21,300</b>	<b>4,000</b>	<b>3,200</b>	<b>2,000</b>	<b>2,000</b>	<b>2,000</b>	<b>13,200</b>	<b>0</b>	<b>0</b>	<b>0</b>	<b>0</b>	<b>34,500</b>
GRANTS	3,800	5,000	8,800	1,000	1,000	0	0	0	2,000	0	0	0	0	10,800
OTHER SOURCES	6,500	4,800	11,300	3,000	2,200	2,000	2,000	2,000	11,200	0	0	0	0	22,500
STORMWATER UTILITY FUNDING	1,200	0	1,200	0	0	0	0	0	0	0	0	0	0	1,200
<b>Total Funding</b>	<b>11,500</b>	<b>9,800</b>	<b>21,300</b>	<b>4,000</b>	<b>3,200</b>	<b>2,000</b>	<b>2,000</b>	<b>2,000</b>	<b>13,200</b>	<b>0</b>	<b>0</b>	<b>0</b>	<b>0</b>	<b>34,500</b>

**\$4,028,841 spent and encumbered through February 2022**

**\$3,241,009 spent and encumbered through February 2021**

**Project Status** New capital project to replace D1158.

Design initiated – Bonnie Branch Phase 2, and New Cut Road,

Construction initiated – Woodcrest Drive, Mellen Court, Ashbrook Drive, Wharff Lane. Post construction monitoring performed for multiple projects.

Construction complete – Pirch Way, Valley Road storm drain, Cherry Tree Farms, Sucker Branch Trib2|5, Old Willow Way Phase 2.

FY 2022 Budget	11,500	3,200	<b>14,700</b>	2,000	1,200	0	0	0	<b>3,200</b>	0	0	0		<b>17,900</b>
Difference 2022 / 2023	0	6,600	<b>6,600</b>	2,000	2,000	2,000	2,000	2,000	<b>10,000</b>	0	0	0	0	<b>16,600</b>

Change due to potential State and Chesapeake Bay Trust GRANTS and Ft Meade IGSA work shown as OTHER.



# Fiscal 2023 Capital Budget

# STORM DRAINAGE PROJECTS

## Project: D1177-STORMWATER MANAGEMENT FACILITY RECONSTRUCTION

(In Thousands)	Five Year Capital Program									Master Plan				
	Prior Appr.	FY2023 Budget	Appr. Total	Fiscal 2024	Fiscal 2025	Fiscal 2026	Fiscal 2027	Fiscal 2028	Sub Total	Fiscal 2029	Fiscal 2030	Fiscal 2031	Fiscal 2032	Total Project
PLANS & ENGINEERING	1,200	800	2,000	400	200	0	0	0	600	0	0	0	0	2,600
LAND ACQUISITION	100	0	100	0	0	0	0	0	0	0	0	0	0	100
CONSTRUCTION	18,900	11,900	30,800	6,200	3,300	2,000	2,000	2,000	15,500	0	0	0	0	46,300
ADMINISTRATION	200	0	200	0	0	0	0	0	0	0	0	0	0	200
<b>Total Expenditures</b>	<b>20,400</b>	<b>12,700</b>	<b>33,100</b>	<b>6,600</b>	<b>3,500</b>	<b>2,000</b>	<b>2,000</b>	<b>2,000</b>	<b>16,100</b>	<b>0</b>	<b>0</b>	<b>0</b>	<b>0</b>	<b>49,200</b>
BONDS	200	0	200	0	0	0	0	0	0	0	0	0	0	200
GRANTS	1,500	4,200	5,700	0	0	0	0	0	0	0	0	0	0	5,700
OTHER SOURCES	13,700	8,500	22,200	6,600	3,500	2,000	2,000	2,000	16,100	0	0	0	0	38,300
STORMWATER UTILITY FUNDING	5,000	0	5,000	0	0	0	0	0	0	0	0	0	0	5,000
<b>Total Funding</b>	<b>20,400</b>	<b>12,700</b>	<b>33,100</b>	<b>6,600</b>	<b>3,500</b>	<b>2,000</b>	<b>2,000</b>	<b>2,000</b>	<b>16,100</b>	<b>0</b>	<b>0</b>	<b>0</b>	<b>0</b>	<b>49,200</b>

**\$10,563,209 spent and encumbered through February 2022**

**\$5,331,611 spent and encumbered through February 2021**

**Project Status** New capital project to replace D1159.

Design initiated –Whiskey Bottom West, Scottswood Court, Meadowridge Business Park, Maple Forest Pond 1, BWIP Preston Court.

Construction initiated – Cardinal Forest, Nottingham Village, Montgomery Run Pond 1, Junction Industrial Park Parcel R.

Construction complete – Strawberry Fields, Hi Tech Road, Autumn Manor, Woodcrest, Calvert Ridge, Mayfield Manor.

FY 2022 Budget	20,400	7,000	<b>27,400</b>	4,600	1,500	0	0	0	<b>6,100</b>	0	0	0		<b>33,500</b>
Difference 2022 / 2023	0	5,700	<b>5,700</b>	2,000	2,000	2,000	2,000	2,000	<b>10,000</b>	0	0	0	0	<b>15,700</b>

Change due to potential America Rescue Plan GRANTS and Ft Meade IGSA work shown as OTHER.



# Fiscal 2023 Capital Budget

# STORM DRAINAGE PROJECTS

## Project: D1178-STORMWATER MANAGEMENT RETROFITS

### Description

A project for the retrofit of stormwater management facilities to include water quality management.

### Justification

Numerous facilities built in the early period of stormwater management provide only water quantity management. Howard County's Stormwater Management NPDES permit requires the County to improve water quality, in part, through retrofitting existing facilities designed only for water quantity management.

### Remarks

1. This project replaces D-1160.
2. A portion of current request represents funding to be generated from legislation CB-8 and CR21 for stormwater utility funding, known as Watershed Protection and Restoration fund.
3. OTHER SOURCES represent Stormwater Bonds backed by Watershed Protection and Restoration fund, plus funds provided to County through Memorandum of Understanding of cost sharing.
4. Construction of some projects may be dependent upon donation of the necessary easements and-or property owner cost share participation.

### Project Schedule

FY23 - Complete construction of Sewells Orchard and Patapsco Park Estates ponds.

### Operating Budget Impact

No Operating Impact

FY2023 Bonds - Annual Debt Service Payment	0
FY2023 Bonds - 20-Year Total Debt Service Payment	0
Total Project Bonds - Annual Debt Service Payment	755,912
Total Project Bonds - 20-Year Total Debt Service Payment	15,118,242





# Fiscal 2023 Capital Budget

# STORM DRAINAGE PROJECTS

## Project: D1178-STORMWATER MANAGEMENT RETROFITS

(In Thousands)	Five Year Capital Program									Master Plan				
	Prior Appr.	FY2023 Budget	Appr. Total	Fiscal 2024	Fiscal 2025	Fiscal 2026	Fiscal 2027	Fiscal 2028	Sub Total	Fiscal 2029	Fiscal 2030	Fiscal 2031	Fiscal 2032	Total Project
PLANS & ENGINEERING	300	0	300	100	100	100	100	100	500	100	100	100	100	1,200
LAND ACQUISITION	100	0	100	0	0	0	0	0	0	0	0	0	0	100
CONSTRUCTION	2,250	0	2,250	1,000	1,000	1,000	1,000	1,000	5,000	1,000	1,000	1,000	1,000	11,250
ADMINISTRATION	50	0	50	0	0	0	0	0	0	0	0	0	0	50
<b>Total Expenditures</b>	<b>2,700</b>	<b>0</b>	<b>2,700</b>	<b>1,100</b>	<b>1,100</b>	<b>1,100</b>	<b>1,100</b>	<b>1,100</b>	<b>5,500</b>	<b>1,100</b>	<b>1,100</b>	<b>1,100</b>	<b>1,100</b>	<b>12,600</b>
BONDS	0	0	0	1,100	1,100	1,100	1,100	1,100	5,500	1,100	1,100	1,100	1,100	9,900
OTHER SOURCES	2,700	0	2,700	0	0	0	0	0	0	0	0	0	0	2,700
<b>Total Funding</b>	<b>2,700</b>	<b>0</b>	<b>2,700</b>	<b>1,100</b>	<b>1,100</b>	<b>1,100</b>	<b>1,100</b>	<b>1,100</b>	<b>5,500</b>	<b>1,100</b>	<b>1,100</b>	<b>1,100</b>	<b>1,100</b>	<b>12,600</b>

**\$1,131,360 spent and encumbered through February 2022**

**\$525,838 spent and encumbered through February 2021**

**Project Status** New capital project to replace D1160.

Construction initiated – Sewells Orchard pond.

Construction complete – Gwynn Park Drive outfall, Carrigan Drive outfall.

FY 2022 Budget	2,700	1,100	<b>3,800</b>	1,100	1,100	1,100	1,100	1,100	<b>5,500</b>	1,100	1,100	1,100		<b>12,600</b>
Difference 2022 / 2023	0	(1,100)	<b>(1,100)</b>	0	0	0	0	0	<b>0</b>	0	0	0	1,100	<b>0</b>

## Project: D1179-FY2020 COURTHOUSE DRIVE CULVERT AND SLOPE REPAIR

### Description

A project to repair culvert, slope and roadway at existing 36-inch diameter culvert crossing on Courthouse Drive (1,200 LF east of Ellicott Mills Drive).

### Justification

The slope is very steep and has been eroding for several years. The Bureau of Highways can no longer maintain the integrity of the side slopes and had requested the capital project.

### Remarks

1. Several options for slope remediation considered in FY21-22.
2. Request represents project advancement of selected alternative.

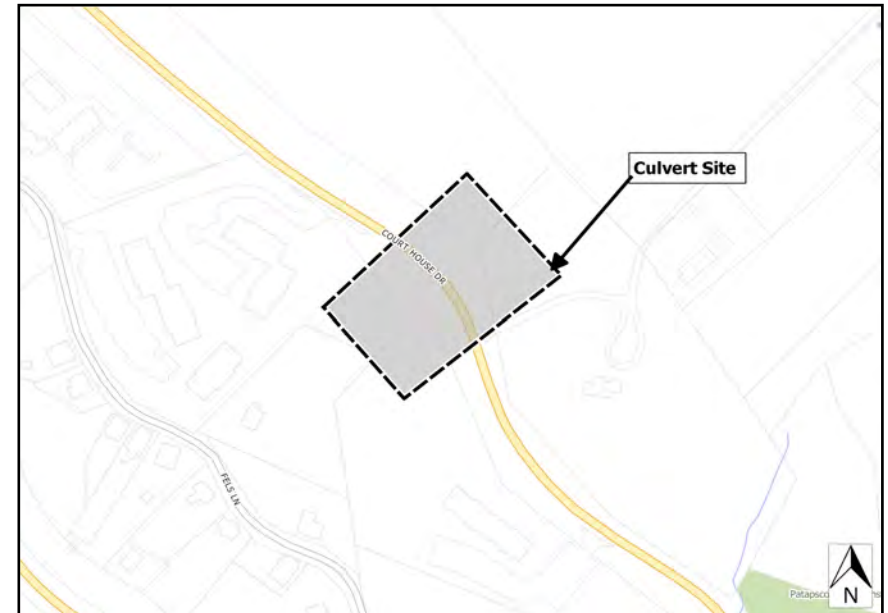
### Project Schedule

FY23 - Design and Construction

### Operating Budget Impact

No Operating Impact

FY2023 Bonds - Annual Debt Service Payment	11,453
FY2023 Bonds - 20-Year Total Debt Service Payment	229,064
Total Project Bonds - Annual Debt Service Payment	22,906
Total Project Bonds - 20-Year Total Debt Service Payment	458,129



# Fiscal 2023 Capital Budget

# STORM DRAINAGE PROJECTS

## Project: D1179-FY2020 COURTHOUSE DRIVE CULVERT AND SLOPE REPAIR

(In Thousands)	Five Year Capital Program									Master Plan				
	Prior Appr.	FY2023 Budget	Appr. Total	Fiscal 2024	Fiscal 2025	Fiscal 2026	Fiscal 2027	Fiscal 2028	Sub Total	Fiscal 2029	Fiscal 2030	Fiscal 2031	Fiscal 2032	Total Project
PLANS & ENGINEERING	100	(100)	0	0	0	0	0	0	0	0	0	0	0	0
LAND ACQUISITION	50	(50)	0	0	0	0	0	0	0	0	0	0	0	0
CONSTRUCTION	0	300	300	0	0	0	0	0	0	0	0	0	0	300
<b>Total Expenditures</b>	<b>150</b>	<b>150</b>	<b>300</b>	<b>0</b>	<b>0</b>	<b>0</b>	<b>0</b>	<b>0</b>	<b>0</b>	<b>0</b>	<b>0</b>	<b>0</b>	<b>0</b>	<b>300</b>
BONDS	150	150	300	0	0	0	0	0	0	0	0	0	0	300
<b>Total Funding</b>	<b>150</b>	<b>150</b>	<b>300</b>	<b>0</b>	<b>0</b>	<b>0</b>	<b>0</b>	<b>0</b>	<b>0</b>	<b>0</b>	<b>0</b>	<b>0</b>	<b>0</b>	<b>300</b>

**\$0 spent and encumbered through February 2022**

**\$0 spent and encumbered through February 2021**

**Project Status** FY22 - Project in design.

FY 2022 Budget	150	0	<b>150</b>	0	0	0	0	0	<b>0</b>	0	0	0		<b>150</b>
Difference 2022 / 2023	0	150	<b>150</b>	0	0	0	0	0	<b>0</b>	0	0	0	0	<b>150</b>

Additional funding request represents latest engineer's estimate.

# Fiscal 2023 Capital Budget

# STORM DRAINAGE PROJECTS

## Project: D1180 - FY2021 TIBER WATERSHED IMPROVEMENTS

### Description

A project for the design and construction of varying sized drainage and stormwater management projects within the Tiber Watershed.

### Justification

This watershed was significantly impacted by recent flooding events. Additionally, many of the existing drainage conveyance systems have reached the end of their useful service life and need to be replaced. Much of the development within the watershed predates current storm water management requirements. This program will address these issues.

### Remarks

1. Construction of some projects may be dependent upon donations from adjacent property owners.
2. This program implements recommendations from study done under CB56-2018.

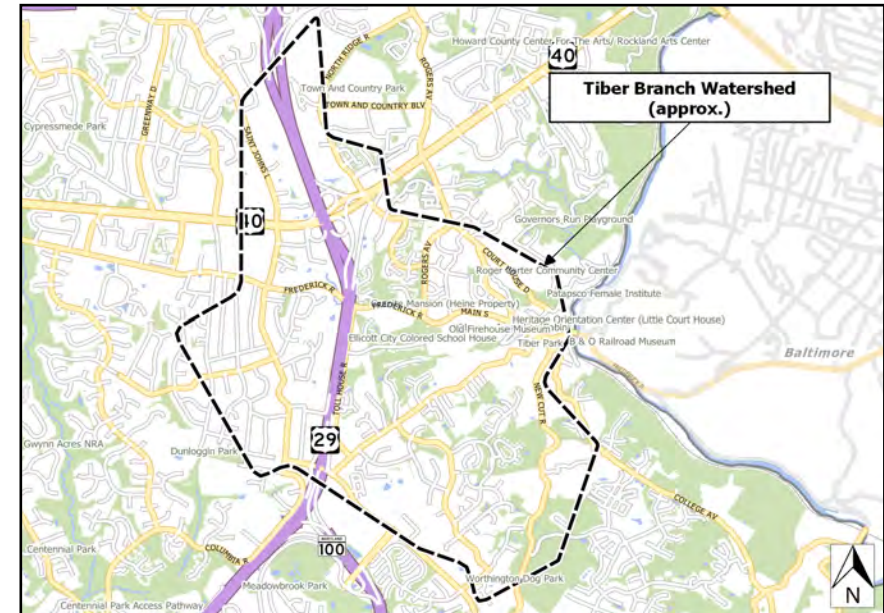
### Project Schedule

- FY23 - Design and construction
- FY24 - Design and construction

### Operating Budget Impact

No Operating Impact

FY2023 Bonds - Annual Debt Service Payment	0
FY2023 Bonds - 20-Year Total Debt Service Payment	0
Total Project Bonds - Annual Debt Service Payment	76,355
Total Project Bonds - 20-Year Total Debt Service Payment	1,527,095



# Fiscal 2023 Capital Budget

# STORM DRAINAGE PROJECTS

## Project: D1180 - FY2021 TIBER WATERSHED IMPROVEMENTS

(In Thousands)	Five Year Capital Program										Master Plan			
	Prior Appr.	FY2023 Budget	Appr. Total	Fiscal 2024	Fiscal 2025	Fiscal 2026	Fiscal 2027	Fiscal 2028	Sub Total	Fiscal 2029	Fiscal 2030	Fiscal 2031	Fiscal 2032	Total Project
PLANS & ENGINEERING	150	0	150	150	0	0	0	0	150	0	0	0	0	300
LAND ACQUISITION	100	0	100	0	0	0	0	0	0	0	0	0	0	100
CONSTRUCTION	250	0	250	350	0	0	0	0	350	0	0	0	0	600
<b>Total Expenditures</b>	<b>500</b>	<b>0</b>	<b>500</b>	<b>500</b>	<b>0</b>	<b>0</b>	<b>0</b>	<b>0</b>	<b>500</b>	<b>0</b>	<b>0</b>	<b>0</b>	<b>0</b>	<b>1,000</b>
BONDS	500	0	500	500	0	0	0	0	500	0	0	0	0	1,000
<b>Total Funding</b>	<b>500</b>	<b>0</b>	<b>500</b>	<b>500</b>	<b>0</b>	<b>0</b>	<b>0</b>	<b>0</b>	<b>500</b>	<b>0</b>	<b>0</b>	<b>0</b>	<b>0</b>	<b>1,000</b>

**\$81,233 spent and encumbered through February 2022**

**\$0 spent and encumbered through February 2021**

**Project Status** FY22 – Construction of high-priority watershed improvements is underway.

FY 2022 Budget	500	0	<b>500</b>	500	0	0	0	0	<b>500</b>	0	0	0		<b>1,000</b>
Difference 2022 / 2023	0	0	<b>0</b>	0	0	0	0	0	<b>0</b>	0	0	0	0	<b>0</b>

None.

# Fiscal 2023 Capital Budget

# STORM DRAINAGE PROJECTS

## Project: D1181 - FY2021 PLUM TREE WATERSHED IMPROVEMENTS

### Description

A project for the design and construction of varying sized drainage and stormwater management projects within the Plum Tree Watershed.

### Justification

This watershed was significantly impacted by recent flooding events. Additionally, many of the existing drainage conveyance systems have reached the end of their useful service life and need to be replaced. Much of the development within the watershed predates current storm water management requirements. This program will address these issues

### Remarks

1. Construction of some projects may be dependent upon donations from adjacent property owners.
2. This program implements recommendations from study done under CB56-2018.

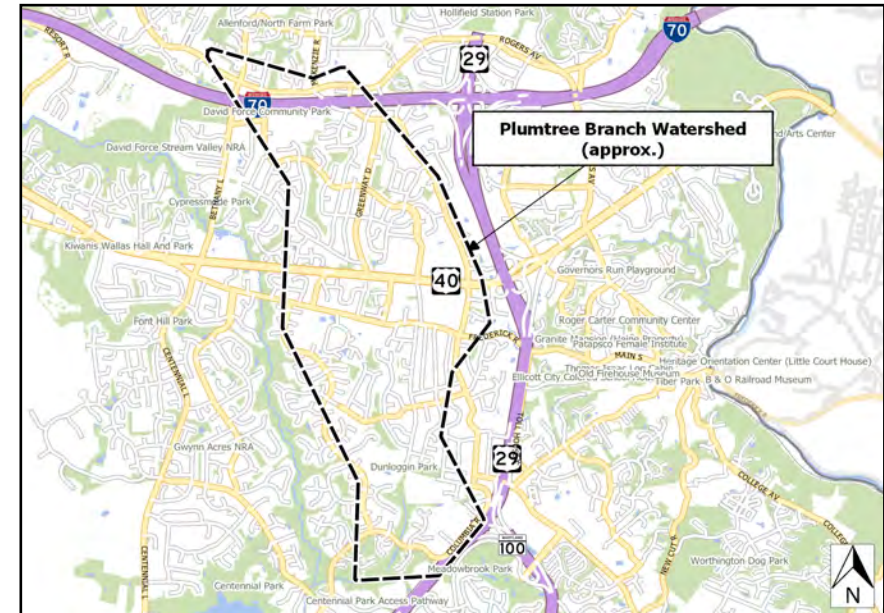
### Project Schedule

- FY23 - Design and construction
- FY24 - Design and construction

### Operating Budget Impact

No Operating Impact

FY2023 Bonds - Annual Debt Service Payment	0
FY2023 Bonds - 20-Year Total Debt Service Payment	0
Total Project Bonds - Annual Debt Service Payment	61,084
Total Project Bonds - 20-Year Total Debt Service Payment	1,221,676



# Fiscal 2023 Capital Budget

# STORM DRAINAGE PROJECTS

## Project: D1181 - FY2021 PLUM TREE WATERSHED IMPROVEMENTS

(In Thousands)	Five Year Capital Program										Master Plan			
	Prior Appr.	FY2023 Budget	Appr. Total	Fiscal 2024	Fiscal 2025	Fiscal 2026	Fiscal 2027	Fiscal 2028	Sub Total	Fiscal 2029	Fiscal 2030	Fiscal 2031	Fiscal 2032	Total Project
PLANS & ENGINEERING	100	0	100	100	0	0	0	0	100	0	0	0	0	200
LAND ACQUISITION	50	0	50	0	0	0	0	0	0	0	0	0	0	50
CONSTRUCTION	250	0	250	300	0	0	0	0	300	0	0	0	0	550
<b>Total Expenditures</b>	<b>400</b>	<b>0</b>	<b>400</b>	<b>400</b>	<b>0</b>	<b>0</b>	<b>0</b>	<b>0</b>	<b>400</b>	<b>0</b>	<b>0</b>	<b>0</b>	<b>0</b>	<b>800</b>
BONDS	400	0	400	400	0	0	0	0	400	0	0	0	0	800
<b>Total Funding</b>	<b>400</b>	<b>0</b>	<b>400</b>	<b>400</b>	<b>0</b>	<b>0</b>	<b>0</b>	<b>0</b>	<b>400</b>	<b>0</b>	<b>0</b>	<b>0</b>	<b>0</b>	<b>800</b>

**\$71,688 spent and encumbered through February 2022**

**\$0 spent and encumbered through February 2021**

**Project Status** FY22 - Construction of high priority watershed improvements is underway.

FY 2022 Budget	400	400	<b>800</b>	0	0	0	0	0	<b>0</b>	0	0	0		<b>800</b>
Difference 2022 / 2023	0	(400)	<b>(400)</b>	400	0	0	0	0	<b>400</b>	0	0	0	0	<b>0</b>

Additional funding request shifted to FY24 as current funding is sufficient.

## Project: D1182-FY2021 ORCHARD RIDGE DRAINAGE IMPROVEMENTS

### Description

This project is for the design and construction of drainage and stormwater management improvements in the Orchard Ridge community.

### Justification

There are several locations of drainage conveyance issues in the vicinity of Hale Haven Drive and Carman Drive. Additionally, the adjacent tributary is severely eroding neighboring properties. Highways is unable to adequately maintain the area or address resident concerns.

### Remarks

1. A study of the area was done to determine possible solutions for runoff and stream erosion in the area. This project will advance the recommended solutions.
2. Construction may be dependent upon donation of easements from adjacent property owners.

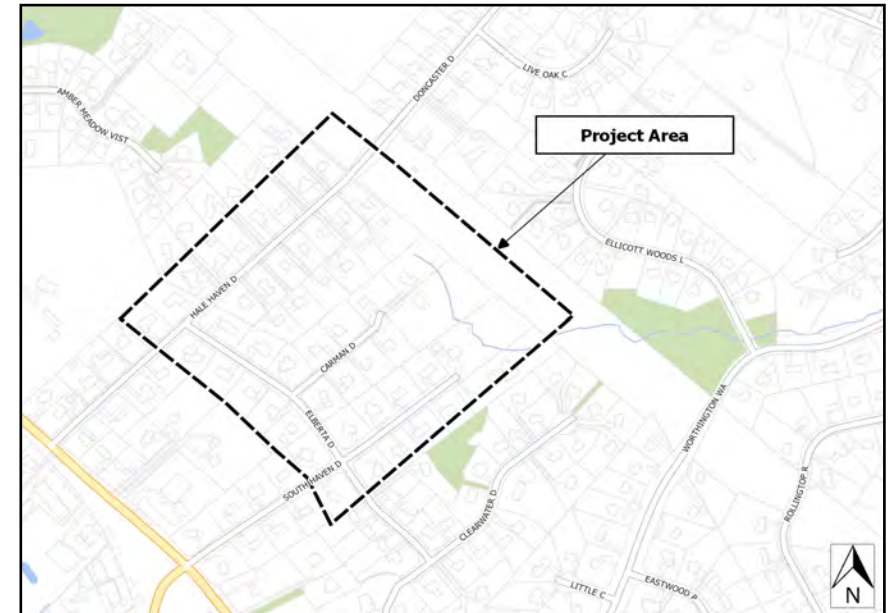
### Project Schedule

- FY23 - Design and Land Acquisition along Hale Haven & Carman Drives.  
 FY24 - Construction along Hale Haven and Carman Drives.

### Operating Budget Impact

Decrease.

FY2023 Bonds - Annual Debt Service Payment	0
FY2023 Bonds - 20-Year Total Debt Service Payment	0
Total Project Bonds - Annual Debt Service Payment	108,806
Total Project Bonds - 20-Year Total Debt Service Payment	2,176,111





# Fiscal 2023 Capital Budget

# STORM DRAINAGE PROJECTS

## Project: D1182-FY2021 ORCHARD RIDGE DRAINAGE IMPROVEMENTS

(In Thousands)	Five Year Capital Program										Master Plan			
	Prior Appr.	FY2023 Budget	Appr. Total	Fiscal 2024	Fiscal 2025	Fiscal 2026	Fiscal 2027	Fiscal 2028	Sub Total	Fiscal 2029	Fiscal 2030	Fiscal 2031	Fiscal 2032	Total Project
PLANS & ENGINEERING	250	0	250	0	0	0	0	0	0	0	0	0	0	250
LAND ACQUISITION	425	0	425	0	0	0	0	0	0	0	0	0	0	425
CONSTRUCTION	400	0	400	350	0	0	0	0	350	0	0	0	0	750
<b>Total Expenditures</b>	<b>1,075</b>	<b>0</b>	<b>1,075</b>	<b>350</b>	<b>0</b>	<b>0</b>	<b>0</b>	<b>0</b>	<b>350</b>	<b>0</b>	<b>0</b>	<b>0</b>	<b>0</b>	<b>1,425</b>
BONDS	1,075	0	1,075	350	0	0	0	0	350	0	0	0	0	1,425
<b>Total Funding</b>	<b>1,075</b>	<b>0</b>	<b>1,075</b>	<b>350</b>	<b>0</b>	<b>0</b>	<b>0</b>	<b>0</b>	<b>350</b>	<b>0</b>	<b>0</b>	<b>0</b>	<b>0</b>	<b>1,425</b>

**\$501,871 spent and encumbered through February 2022**

**\$78,721 spent and encumbered through February 2021**

**Project Status** FY22 - Initial land acquisition complete. Design of diversion along BGE right-of-way complete along with requisite land acquisition.

FY 2022 Budget	1,075	350	<b>1,425</b>	0	0	0	0	0	<b>0</b>	0	0	0		<b>1,425</b>
Difference 2022 / 2023	0	(350)	<b>(350)</b>	350	0	0	0	0	<b>350</b>	0	0	0	0	<b>0</b>

Additional funding request shifted to FY24 as current funding is sufficient.



# Fiscal 2023 Capital Budget

# STORM DRAINAGE PROJECTS

## Project: D1183 - FY2023 VULNERABLE WATERSHED RESTORATION AND RESILIENCY

(In Thousands)				Five Year Capital Program						Master Plan				
Appropriation Object Class	Prior Appr.	FY2023 Budget	Appr. Total	Fiscal 2024	Fiscal 2025	Fiscal 2026	Fiscal 2027	Fiscal 2028	Sub Total	Fiscal 2029	Fiscal 2030	Fiscal 2031	Fiscal 2032	Total Project
PLANS & ENGINEERING	0	1,400	1,400	200	200	200	0	0	600	0	0	0	0	2,000
CONSTRUCTION	0	0	0	1,000	1,000	1,000	0	0	3,000	0	0	0	0	3,000
<b>Total Expenditures</b>	<b>0</b>	<b>1,400</b>	<b>1,400</b>	<b>1,200</b>	<b>1,200</b>	<b>1,200</b>	<b>0</b>	<b>0</b>	<b>3,600</b>	<b>0</b>	<b>0</b>	<b>0</b>	<b>0</b>	<b>5,000</b>
BONDS	0	150	150	1,200	1,200	1,200	0	0	3,600	0	0	0	0	3,750
GRANTS	0	450	450	0	0	0	0	0	0	0	0	0	0	450
PAY AS YOU GO	0	800	800	0	0	0	0	0	0	0	0	0	0	800
<b>Total Funding</b>	<b>0</b>	<b>1,400</b>	<b>1,400</b>	<b>1,200</b>	<b>1,200</b>	<b>1,200</b>	<b>0</b>	<b>0</b>	<b>3,600</b>	<b>0</b>	<b>0</b>	<b>0</b>	<b>0</b>	<b>5,000</b>

**\$0 spent and encumbered through February 2022**

**spent and encumbered through February 2021**

**Project Status** New project.

Difference 2022 / 2023	0	1,400	<b>1,400</b>	1,200	1,200	1,200	0	0	<b>3,600</b>	0	0	0	0	<b>5,000</b>
------------------------	---	-------	--------------	-------	-------	-------	---	---	--------------	---	---	---	---	--------------

N/A



**Howard County, MD**  
**FY 2023 Executive Proposed Capital Budget**  
**SCHOOL SYSTEM PROJECTS**

Project Information	Funding Source	Prior Approp.	FY 2023	Total	FY 2024	FY 2025	FY 2026	FY 2027	FY 2028	Total
<b>E0973-FY2003 WAVERLY ELEM RENOVATION/PHASE II ADDITION</b> This project will be completed in two phases at Waverly Elementary School.	A	13,043	0	13,043	0	0	0	0	0	13,043
	B	23,073	0	23,073	0	0	0	0	0	23,073
	T	3,200	0	3,200	0	0	0	0	0	3,200
	Z	885	0	885	0	0	0	0	0	885
	<b>Total</b>	<b>40,201</b>	<b>0</b>	<b>40,201</b>	<b>0</b>	<b>0</b>	<b>0</b>	<b>0</b>	<b>0</b>	<b>0</b>
<b>E0980-FY2004 SYSTEMIC RENOVATIONS</b> Improvements and installation of systemic renovations at various school sites, including projects of a critical nature such as sprinkler repair, HVAC repair, window replacement, and other projects in support of the local CIP outlined in the HCPSS Comprehensive Maintenance Plan, as well as emergent projects on school properties.	A	98,441	0	98,441	0	0	0	0	0	98,441
	B	128,296	0	128,296	0	0	0	0	0	128,296
	P	4,555	0	4,555	0	0	0	0	0	4,555
	T	6,100	0	6,100	0	0	0	0	0	6,100
	Z	28,438	0	28,438	0	0	0	0	0	28,438
<b>Total</b>	<b>265,830</b>	<b>0</b>	<b>265,830</b>	<b>0</b>	<b>0</b>	<b>0</b>	<b>0</b>	<b>0</b>	<b>0</b>	<b>265,830</b>
<b>E0989-FY1989 BARRIER-FREE PROJECTS</b> Installation of ramps; alteration of restrooms, fixtures and drinking fountains; and various modifications to make all remaining spaces (school buildings and school sites) accessible to the public, students, teachers, and staff.	B	4,000	0	4,000	0	0	0	0	0	4,000
	E	200	0	200	0	0	0	0	0	200
	P	303	0	303	0	0	0	0	0	303
	T	1,650	200	1,850	200	200	200	200	200	2,850
	<b>Total</b>	<b>6,153</b>	<b>200</b>	<b>6,353</b>	<b>200</b>	<b>200</b>	<b>200</b>	<b>200</b>	<b>200</b>	<b>200</b>
<b>E0990-FY2002 PLAYGROUND EQUIPMENT</b> Improvements and installation of playground equipment at various school sites.	B	2,350	0	2,350	0	0	0	0	0	2,350
	E	250	250	500	250	500	500	500	500	2,750
	T	830	0	830	0	0	0	0	0	830
	<b>Total</b>	<b>3,430</b>	<b>250</b>	<b>3,680</b>	<b>250</b>	<b>500</b>	<b>500</b>	<b>500</b>	<b>500</b>	<b>500</b>
<b>E0995-SITE ACQUISITION and CONSTRUCTION RESERVE</b> This account is a contingency fund for site acquisition and school construction at various school sites.	A	911	0	911	0	0	0	0	0	911
	B	9,425	0	9,425	0	0	0	0	0	9,425
	T	8,817	0	8,817	0	0	0	0	0	8,817
	<b>Total</b>	<b>19,153</b>	<b>0</b>	<b>19,153</b>	<b>0</b>	<b>0</b>	<b>0</b>	<b>0</b>	<b>0</b>	<b>0</b>

**Howard County, MD**  
**FY 2023 Executive Proposed Capital Budget**  
**SCHOOL SYSTEM PROJECTS**

Project Information	Funding Source	Prior Approp.	FY 2023	Total	FY 2024	FY 2025	FY 2026	FY 2027	FY 2028	Total
<b>E1012-FY2008 SCHOOL PARKING LOT EXPANSION</b> A project to provide for the construction of additional parking spaces, repairs, and modification of parking lots to improve traffic flow patterns at existing school sites.	A	1,421	0	1,421	0	0	0	0	0	1,421
	B	2,779	600	3,379	600	0	0	0	0	3,979
	T	600	0	600	0	600	600	600	600	3,000
	<b>Total</b>	<b>4,800</b>	<b>600</b>	<b>5,400</b>	<b>600</b>	<b>600</b>	<b>600</b>	<b>600</b>	<b>600</b>	<b>8,400</b>
<b>E1024-FY2019 HAMMOND HIGH SCHOOL RENOVATION/ADDITION</b> A project to expand educational program spaces and renovate Hammond High School.	A	6,920	34,900	41,820	7,517	0	0	0	0	49,337
	B	42,153	0	42,153	-2,901	0	0	0	0	39,252
	OG	13,889	0	13,889	0	0	0	0	0	13,889
	T	4,102	0	4,102	0	0	0	0	0	4,102
	<b>Total</b>	<b>67,064</b>	<b>34,900</b>	<b>101,964</b>	<b>4,616</b>	<b>0</b>	<b>0</b>	<b>0</b>	<b>0</b>	<b>0</b>
<b>E1025-CENTENNIAL HIGH SCHOOL RENOVATION ADDITION</b> A renovation and addition project including the expansion of educational program spaces at Centennial High School.	A	0	0	0	0	0	0	0	0	0
	B	0	0	0	0	0	0	0	8,808	8,808
	<b>Total</b>	<b>0</b>	<b>0</b>	<b>0</b>	<b>0</b>	<b>0</b>	<b>0</b>	<b>0</b>	<b>0</b>	<b>8,808</b>
<b>E1035-FY2019 NEW HIGH SCHOOL #13</b> A project to construct a new high school to accommodate enrollment growth.	A	43,000	9,311	52,311	0	0	0	0	0	52,311
	B	50,059	8,296	58,355	2,762	0	0	0	0	61,117
	E	3,750	7,750	11,500	4,193	0	0	0	0	15,693
	T	876	0	876	0	0	0	0	0	876
	<b>Total</b>	<b>97,685</b>	<b>25,357</b>	<b>123,042</b>	<b>6,955</b>	<b>0</b>	<b>0</b>	<b>0</b>	<b>0</b>	<b>0</b>
<b>E1036-OAKLAND MILLS MIDDLE SCHOOL RENOVATION</b> The Oakland Mills Middle School project will renovate and add seats to the existing facility.	A	0	0	0	0	7,032	9,377	7,032	0	23,441
	B	0	0	0	4,269	83	13,391	1,719	7,115	26,577
	E	0	0	0	0	0	0	5,479	0	5,479
	<b>Total</b>	<b>0</b>	<b>0</b>	<b>0</b>	<b>4,269</b>	<b>7,115</b>	<b>22,768</b>	<b>14,230</b>	<b>7,115</b>	<b>55,497</b>

**Howard County, MD**  
**FY 2023 Executive Proposed Capital Budget**  
**SCHOOL SYSTEM PROJECTS**

Project Information	Funding Source	Prior Approp.	FY 2023	Total	FY 2024	FY 2025	FY 2026	FY 2027	FY 2028	Total
<b>E1038-FY2017 PLANNING AND DESIGN</b> The Planning and Design project has been established to provide funding for scope studies prior to the funding of individual projects.	B	0	150	150	0	0	0	0	0	150
	T	1,100	300	1,400	300	300	300	300	300	2,900
	<b>Total</b>	<b>1,100</b>	<b>450</b>	<b>1,550</b>	<b>300</b>	<b>300</b>	<b>300</b>	<b>300</b>	<b>300</b>	<b>300</b>
<b>E1039-NEW ELEM SCHOOL #43</b> The New Elementary School #43 will be a new facility.	A	0	0	0	0	8,321	11,095	8,321	0	27,737
	B	0	0	0	5,115	10,191	12,764	205	1,705	29,980
	E	0	0	0	0	7,065	3,423	0	0	10,488
	<b>Total</b>	<b>0</b>	<b>0</b>	<b>0</b>	<b>0</b>	<b>5,115</b>	<b>25,577</b>	<b>27,282</b>	<b>8,526</b>	<b>1,705</b>
<b>E1040-NEW ELEM SCHOOL #44</b> The New Elementary School #44 will be a new facility in the Northern region to accommodate enrollment growth.	A	0	0	0	0	0	0	0	0	0
	B	0	0	0	0	0	0	0	0	0
	E	0	0	0	0	0	0	0	4,542	4,542
	<b>Total</b>	<b>0</b>	<b>0</b>	<b>0</b>	<b>0</b>	<b>0</b>	<b>0</b>	<b>0</b>	<b>0</b>	<b>4,542</b>
<b>E1043-FY2019 TALBOTT SPRINGS ELEM SCHOOL REPLACEMENT</b> The planned scope of work for Talbott Springs Elementary School (TSES) includes a full replacement with a capacity of 540 students to provide an energy efficient building with programmatic and physical upgrades as well as new mechanical, electrical, and technology systems.	A	16,897	0	16,897	0	0	0	0	0	16,897
	B	25,570	0	25,570	0	0	0	0	0	25,570
	Z	1,000	0	1,000	0	0	0	0	0	1,000
	<b>Total</b>	<b>43,467</b>	<b>0</b>	<b>43,467</b>	<b>0</b>	<b>0</b>	<b>0</b>	<b>0</b>	<b>0</b>	<b>0</b>
<b>E1044-FY2019 SYSTEMIC RENOVATIONS</b> Improvements and installation of systemic renovations at various school sites.	A	6,749	7,410	14,159	5,936	5,936	2,800	4,088	3,360	36,279
	B	26,182	220	26,402	6,831	6,441	6,959	7,988	4,032	58,653
	E	1,800	2,000	3,800	2,000	2,316	7,000	7,000	8,458	30,574
	OG	5,798	0	5,798	0	0	0	0	0	5,798
	P	3,900	10,000	13,900	10,000	10,000	0	0	0	33,900
	T	24,772	11,000	35,772	9,000	7,150	7,150	7,150	7,150	73,372
	<b>Total</b>	<b>69,201</b>	<b>30,630</b>	<b>99,831</b>	<b>33,767</b>	<b>31,843</b>	<b>23,909</b>	<b>26,226</b>	<b>23,000</b>	<b>238,576</b>

**Howard County, MD**  
**FY 2023 Executive Proposed Capital Budget**  
**SCHOOL SYSTEM PROJECTS**

Project Information	Funding Source	Prior Approp.	FY 2023	Total	FY 2024	FY 2025	FY 2026	FY 2027	FY 2028	Total
<b>E1045-FY2019 RELOCATABLE CLASSROOMS</b> This request will provide funds for the relocation of existing portable classrooms or purchase of new portable classrooms to be placed at schools in need of additional capacity.	B	4,800	500	5,300	0	0	0	0	0	5,300
	T	3,200	1,500	4,700	1,500	1,500	1,500	1,500	1,500	12,200
	<b>Total</b>	<b>8,000</b>	<b>2,000</b>	<b>10,000</b>	<b>1,500</b>	<b>1,500</b>	<b>1,500</b>	<b>1,500</b>	<b>1,500</b>	<b>1,500</b>
<b>E1046-FY2019 ROOFING</b> Reroofing for various schools including design and construction of repairs to existing roofs, old roof removal, new flashing and drains, and installation of new roofing structure and material.	A	8,109	0	8,109	0	2,500	2,500	2,500	2,500	18,109
	B	8,888	4,000	12,888	0	250	250	250	250	13,888
	E	1,000	0	1,000	0	0	0	0	0	1,000
	T	0	1,000	1,000	1,000	2,250	2,250	2,250	2,250	11,000
	<b>Total</b>	<b>17,997</b>	<b>5,000</b>	<b>22,997</b>	<b>1,000</b>	<b>5,000</b>	<b>5,000</b>	<b>5,000</b>	<b>5,000</b>	<b>5,000</b>
<b>E1047-SITE ACQUISITION AND CONSTRUCTION RESERVE</b> This project is a contingency fund for site acquisition and school construction reserve at various school sites.	B	0	1,000	1,000	0	0	0	2,000	500	3,500
	E	0	0	0	0	0	0	0	1,500	1,500
	<b>Total</b>	<b>0</b>	<b>1,000</b>	<b>1,000</b>	<b>0</b>	<b>0</b>	<b>0</b>	<b>2,000</b>	<b>2,000</b>	<b>5,000</b>
<b>E1048-FY2019 TECHNOLOGY</b> A capital project to provide and sustain a viable technology infrastructure consistent with the HCPSS strategic technology plan at various school sites.	B	0	4,500	4,500	2,500	4,500	4,500	2,500	2,500	21,000
	T	7,500	1,000	8,500	3,000	3,000	3,000	3,000	3,000	23,500
	<b>Total</b>	<b>7,500</b>	<b>5,500</b>	<b>13,000</b>	<b>5,500</b>	<b>7,500</b>	<b>7,500</b>	<b>7,500</b>	<b>5,500</b>	<b>5,500</b>
<b>E1049-DUNLOGGIN MS RENOVATION/ADDITION</b> A project to expand educational program spaces with 233 seats of new capacity and renovate Dunloggin Middle School.	A	0	0	0	0	6,554	8,739	6,554	0	21,847
	B	0	0	0	447	0	8,536	4,770	6,673	20,426
	E	0	0	0	3,557	119	4,077	2,021	0	9,774
	<b>Total</b>	<b>0</b>	<b>0</b>	<b>0</b>	<b>4,004</b>	<b>6,673</b>	<b>21,352</b>	<b>13,345</b>	<b>6,673</b>	<b>52,047</b>
<b>E1052-FY2024 NEW HIGH SCHOOL #14</b> The New High School #14 will be a new facility.	A	0	0	0	0	0	0	0	0	0
	B	0	0	0	0	0	0	0	0	0
	<b>Total</b>	<b>0</b>	<b>0</b>	<b>0</b>	<b>0</b>	<b>0</b>	<b>0</b>	<b>0</b>	<b>0</b>	<b>0</b>



**Howard County, MD**  
**FY 2023 Executive Proposed Capital Budget**  
**SCHOOL SYSTEM PROJECTS**

Project Information	Funding Source	Prior Approp.	FY 2023	Total	FY 2024	FY 2025	FY 2026	FY 2027	FY 2028	Total
<b>E1053 - OAKLAND MILLS HIGH SCHOOL RENOVATION</b> The Oakland Mills High School project will renovate the existing facility.	A	0	0	0	0	0	0	13,009	17,345	30,354
	B	0	0	0	0	0	8,250	741	15,655	24,646
	<b>Total</b>	<b>0</b>	<b>0</b>	<b>0</b>	<b>0</b>	<b>0</b>	<b>0</b>	<b>8,250</b>	<b>13,750</b>	<b>33,000</b>
<b>E1054 - REGIONAL EARLY CHILDHOOD CENTER</b> A dedicated facility for a Regional Early Childhood Center is a new concept and may be located at an existing or new facility.	B	0	0	0	0	0	0	0	0	0
	<b>Total</b>	<b>0</b>	<b>0</b>	<b>0</b>	<b>0</b>	<b>0</b>	<b>0</b>	<b>0</b>	<b>0</b>	<b>0</b>
<b>E1055 - NORTHERN REGIONAL ELEMENTARY SCHOOL ADDITION</b> The Northern Region Elementary School Addition will be an addition to an existing facility.	B	0	0	0	0	0	0	0	0	0
	<b>Total</b>	<b>0</b>	<b>0</b>	<b>0</b>	<b>0</b>	<b>0</b>	<b>0</b>	<b>0</b>	<b>0</b>	<b>0</b>
<b>E1056 - PATAPSCO MS RENOVATION/ADDITION</b> The Patapsco Middle School project will renovate and add seats to the existing facility.	B	0	0	0	0	0	0	0	0	0
	<b>Total</b>	<b>0</b>	<b>0</b>	<b>0</b>	<b>0</b>	<b>0</b>	<b>0</b>	<b>0</b>	<b>0</b>	<b>0</b>
<b>E1057 - JEFFERS HILL ELEM SCHOOL RENOVATION</b> The Jeffers Hill Elementary School project will renovate the existing facility.	B	0	0	0	0	0	0	0	0	0
	<b>Total</b>	<b>0</b>	<b>0</b>	<b>0</b>	<b>0</b>	<b>0</b>	<b>0</b>	<b>0</b>	<b>0</b>	<b>0</b>
<b>SCHOOL SYSTEM PROJECTS Total</b>		<b>651,581</b>	<b>105,887</b>	<b>757,468</b>	<b>68,076</b>	<b>86,808</b>	<b>119,161</b>	<b>91,677</b>	<b>100,443</b>	<b>1,223,633</b>

**Howard County, MD**  
**FY 2023 Executive Proposed Capital Budget (\$000)**  
**SCHOOL SYSTEM PROJECTS**

	<b>Revenue Source</b>	<b>Prior Total</b>	<b>Current FY</b>	<b>Appropriation Total</b>
B	BONDS	327,575	19,266	346,841
Z	EDUCATION EXCISE BONDS	30,323	0	30,323
E	EXCISE TAX	7,000	10,000	17,000
OG	Other GO	19,687	0	19,687
P	PAY AS YOU GO	8,758	10,000	18,758
A	STATE AID for SCHOOLS	195,491	51,621	247,112
T	TRANSFER TAX	62,747	15,000	77,747
<b>Total</b>		<b>651,581</b>	<b>105,887</b>	<b>757,468</b>

**Howard County, MD**  
**FY 2023 Executive Proposed 5 Year Capital Budget Project Type Summary**  
**SCHOOL SYSTEM PROJECTS**

<b>Revenue Source</b>		<b>Prior Approp</b>	<b>Current FY</b>	<b>2024</b>	<b>2025</b>	<b>2026</b>	<b>2027</b>	<b>2028</b>	<b>Total</b>
A	STATE AID for SCHOOLS	195,491	51,621	13,453	30,343	34,511	41,504	23,205	390,128
B	BONDS	327,575	19,266	19,623	21,465	54,650	20,173	47,238	509,990
E	EXCISE TAX	7,000	10,000	10,000	10,000	15,000	15,000	15,000	82,000
OG	Other GO	19,687	0	0	0	0	0	0	19,687
P	PAY AS YOU GO	8,758	10,000	10,000	10,000	0	0	0	38,758
T	TRANSFER TAX	62,747	15,000	15,000	15,000	15,000	15,000	15,000	152,747
Z	EDUCATION EXCISE BONDS	30,323	0	0	0	0	0	0	30,323
<b>Total</b>		<b>651,581</b>	<b>105,887</b>	<b>68,076</b>	<b>86,808</b>	<b>119,161</b>	<b>91,677</b>	<b>100,443</b>	<b>1,223,633</b>

## Project: E0973-FY2003 WAVERLY ELEM RENOVATION/PHASE II ADDITION

### Description

This project will be completed in two phases at Waverly Elementary School. Phase I was a project to construct additional space for 125 students (5 classrooms) above previous capacity (Grades 1-5), additional space for 22 kindergarten students (1 classroom) and a cafetorium expansion and was completed in August 2007. Phase II will be a project to construct additional classrooms, additional core infrastructure space and renovate the existing building. The complete scope of this project is defined by the Board of Education approved construction document (CD) brochures (see Policy 6020 for complete description of process) and any change orders approved subsequent to submittal of the CD brochures.

### Justification

The addition is needed to support redistricting from Manor Woods ES. Manor Woods cannot host additional capacity due to regulatory limitations on the operation of the on-site waste water treatment system.

### Remarks

1. The original building was constructed in 1990.
2. Phase I prior appropriations are included in this project.
3. FY20 TAO1 transferred \$568,000 from this project to E1044 (Systemic Renovations).

### Project Schedule

Phase I Complete

Phase II will be accomplished concurrently with a renovation:

2015: Feasibility Study

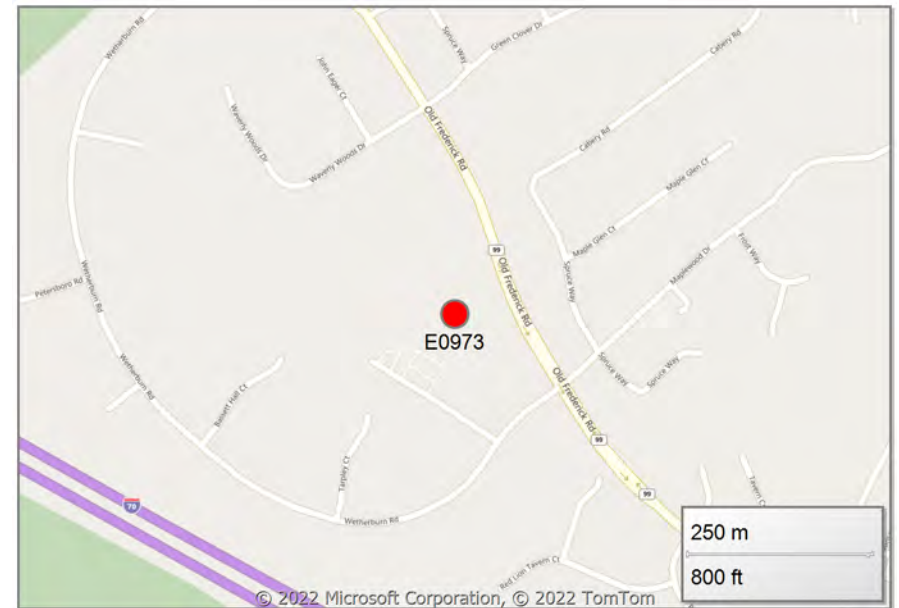
2015-2016: Planning

2016-2018: Construction

### Operating Budget Impact

Upon completion, the maintenance of this facility will be the responsibility of HCPSS Facilities Services. Operating cost impact is unknown at this time.

FY2023 Bonds - Annual Debt Service Payment	0
FY2023 Bonds - 20-Year Total Debt Service Payment	0
Total Project Bonds - Annual Debt Service Payment	1,829,307
Total Project Bonds - 20-Year Total Debt Service Payment	36,586,145



# Fiscal 2023 Capital Budget

# SCHOOL SYSTEM PROJECTS

## Project: E0973-FY2003 WAVERLY ELEM RENOVATION/PHASE II ADDITION

(In Thousands)	Five Year Capital Program										Master Plan			
	Prior Appr.	FY2023 Budget	Appr. Total	Fiscal 2024	Fiscal 2025	Fiscal 2026	Fiscal 2027	Fiscal 2028	Sub Total	Fiscal 2029	Fiscal 2030	Fiscal 2031	Fiscal 2032	Total Project
PLANS & ENGINEERING	1,061	0	1,061	0	0	0	0	0	0	0	0	0	0	1,061
CONSTRUCTION	36,603	0	36,603	0	0	0	0	0	0	0	0	0	0	36,603
EQUIPMENT & FURNISHINGS	2,537	0	2,537	0	0	0	0	0	0	0	0	0	0	2,537
OTHER	0	0	0	0	0	0	0	0	0	0	0	0	0	0
<b>Total Expenditures</b>	<b>40,201</b>	<b>0</b>	<b>40,201</b>	<b>0</b>	<b>0</b>	<b>0</b>	<b>0</b>	<b>0</b>	<b>0</b>	<b>0</b>	<b>0</b>	<b>0</b>	<b>0</b>	<b>40,201</b>
BONDS	23,073	0	23,073	0	0	0	0	0	0	0	0	0	0	23,073
STATE AID for SCHOOLS	13,043	0	13,043	0	0	0	0	0	0	0	0	0	0	13,043
TRANSFER TAX	3,200	0	3,200	0	0	0	0	0	0	0	0	0	0	3,200
EDUCATION EXCISE BONDS	885	0	885	0	0	0	0	0	0	0	0	0	0	885
<b>Total Funding</b>	<b>40,201</b>	<b>0</b>	<b>40,201</b>	<b>0</b>	<b>0</b>	<b>0</b>	<b>0</b>	<b>0</b>	<b>0</b>	<b>0</b>	<b>0</b>	<b>0</b>	<b>0</b>	<b>40,201</b>

**\$38,729,899 spent and encumbered through February 2022**

**\$38,731,916 spent and encumbered through February 2021**

### Project Status

FY 2022 Budget	40,201	0	<b>40,201</b>	0	0	0	0	0	<b>0</b>	0	0	0		<b>40,201</b>
Difference 2022 / 2023	0	0	<b>0</b>	0	0	0	0	0	<b>0</b>	0	0	0	0	<b>0</b>

# Fiscal 2023 Capital Budget

# SCHOOL SYSTEM PROJECTS

## Project: E0980-FY2004 SYSTEMIC RENOVATIONS

### Description

Improvements and installation of systemic renovations at various school sites, including projects of a critical nature such as sprinkler repair, HVAC repair, window replacement, and other projects in support of the local CIP outlined in the HCPSS Comprehensive Maintenance Plan, as well as emergent projects on school properties. For larger systemic renovation projects (see schools listed in the remarks section) the complete scope of these projects are defined by the Board of Education approved construction documents (CD) brochure (see Policy 6020 for complete description of process) and any change orders approved subsequent to submittal of the CD brochure.

### Justification

The systemic renovation program will include projects that are needed to bring older facilities up to current standards in lighting, electrical, HVAC systems, reconfiguring space, handicap accessible improvements, and provide for upgrades to other building systems.

### Remarks

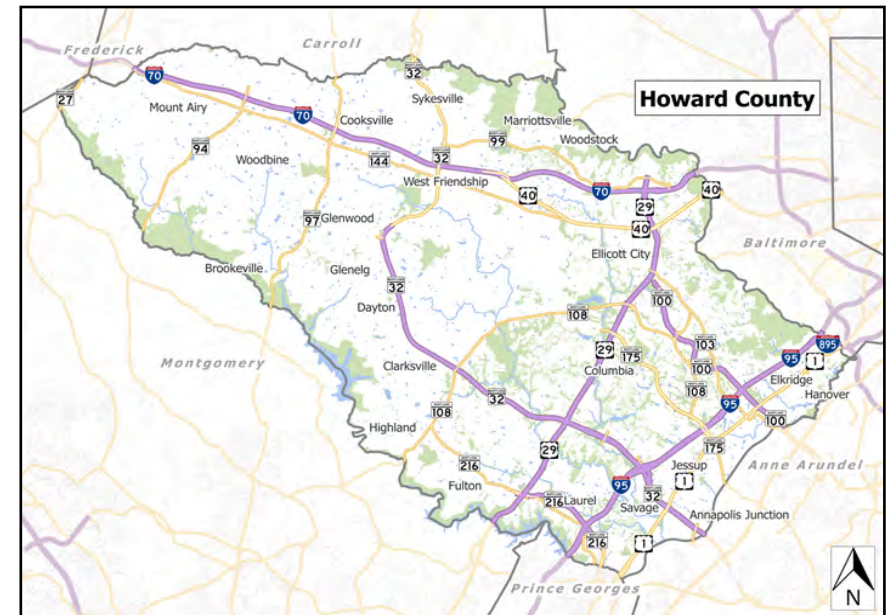
1. The systemic renovations project also supports emergency and deferred systemic capital projects.
2. Prior Appropriation includes transfers legislated by Council Resolution 1-2015.

### Project Schedule

### Operating Budget Impact

Upon completion, the maintenance of these facilities will be the responsibility of HCPSS Facilities Services. Operating cost impact is unknown at this time.

FY2023 Bonds - Annual Debt Service Payment	0
FY2023 Bonds - 20-Year Total Debt Service Payment	0
Total Project Bonds - Annual Debt Service Payment	11,967,386
Total Project Bonds - 20-Year Total Debt Service Payment	239,347,727



# Fiscal 2023 Capital Budget

# SCHOOL SYSTEM PROJECTS

## Project: E0980-FY2004 SYSTEMIC RENOVATIONS

(In Thousands)	Five Year Capital Program										Master Plan			
	Prior Appr.	FY2023 Budget	Appr. Total	Fiscal 2024	Fiscal 2025	Fiscal 2026	Fiscal 2027	Fiscal 2028	Sub Total	Fiscal 2029	Fiscal 2030	Fiscal 2031	Fiscal 2032	Total Project
CONSTRUCTION	265,830	0	265,830	0	0	0	0	0	0	0	0	0	0	265,830
OTHER	0	0	0	0	0	0	0	0	0	0	0	0	0	0
<b>Total Expenditures</b>	<b>265,830</b>	<b>0</b>	<b>265,830</b>	<b>0</b>	<b>0</b>	<b>0</b>	<b>0</b>	<b>0</b>	<b>0</b>	<b>0</b>	<b>0</b>	<b>0</b>	<b>0</b>	<b>265,830</b>
BONDS	128,296	0	128,296	0	0	0	0	0	0	0	0	0	0	128,296
PAY AS YOU GO	4,555	0	4,555	0	0	0	0	0	0	0	0	0	0	4,555
STATE AID for SCHOOLS	98,441	0	98,441	0	0	0	0	0	0	0	0	0	0	98,441
TRANSFER TAX	6,100	0	6,100	0	0	0	0	0	0	0	0	0	0	6,100
EDUCATION EXCISE BONDS	28,438	0	28,438	0	0	0	0	0	0	0	0	0	0	28,438
<b>Total Funding</b>	<b>265,830</b>	<b>0</b>	<b>265,830</b>	<b>0</b>	<b>0</b>	<b>0</b>	<b>0</b>	<b>0</b>	<b>0</b>	<b>0</b>	<b>0</b>	<b>0</b>	<b>0</b>	<b>265,830</b>

**\$253,745,207 spent and encumbered through February 2022**

**\$253,583,593 spent and encumbered through February 2021**

### Project Status

FY 2022 Budget	265,830	0	<b>265,830</b>	0	0	0	0	0	<b>0</b>	0	0	0	0	<b>265,830</b>
Difference 2022 / 2023	0	0	<b>0</b>	0	0	0	0	0	<b>0</b>	0	0	0	0	<b>0</b>

# Fiscal 2023 Capital Budget

# SCHOOL SYSTEM PROJECTS

## Project: E0989-FY1989 BARRIER-FREE PROJECTS

### Description

Installation of ramps; alteration of restrooms, fixtures and drinking fountains; and various modifications to make all remaining spaces (school buildings and school sites) accessible to the public, students, teachers, and staff.

### Justification

Federal, state, and local regulations require that school facilities be made accessible to persons with disabilities by removing barriers to access.

### Remarks

1. Examples of projects include stadium bleacher ramps, play field access ramps, automatic door opening devices, and reconfiguration of bathroom fixtures and partitions to allow wheelchair access.
2. Other school specific projects that remove barriers as described in justification.

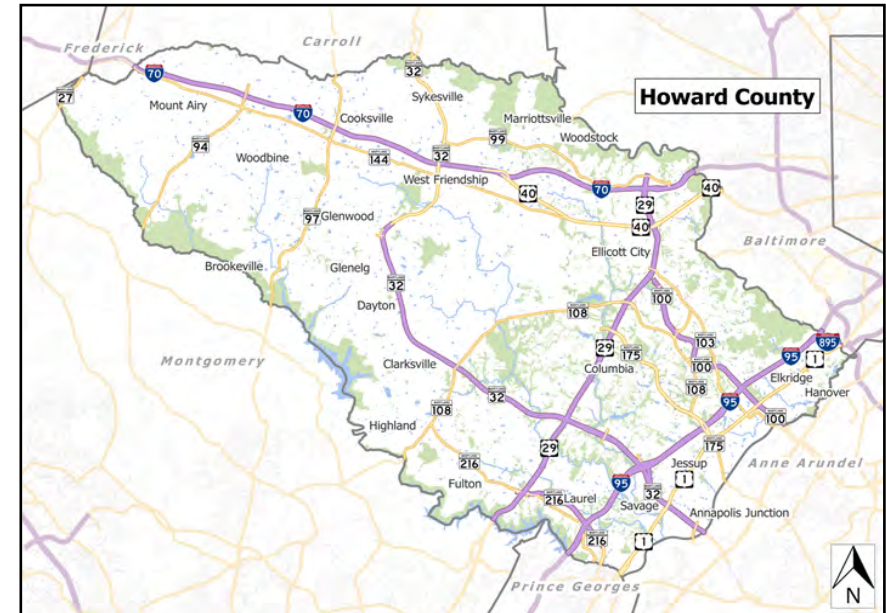
### Project Schedule

Barrier-Free Projects are directly related to students, staff, and public need for facility modifications as they occur on an ongoing basis.

### Operating Budget Impact

Estimated operating cost impact upon completion: No increase

FY2023 Bonds - Annual Debt Service Payment	0
FY2023 Bonds - 20-Year Total Debt Service Payment	0
Total Project Bonds - Annual Debt Service Payment	320,690
Total Project Bonds - 20-Year Total Debt Service Payment	6,413,800



### Explanation of Changes

N/A



# Fiscal 2023 Capital Budget

# SCHOOL SYSTEM PROJECTS

## Project: E0989-FY1989 BARRIER-FREE PROJECTS

(In Thousands)	Five Year Capital Program									Master Plan				
	Prior Appr.	FY2023 Budget	Appr. Total	Fiscal 2024	Fiscal 2025	Fiscal 2026	Fiscal 2027	Fiscal 2028	Sub Total	Fiscal 2029	Fiscal 2030	Fiscal 2031	Fiscal 2032	Total Project
CONSTRUCTION	5,700	200	5,900	200	200	200	200	200	1,000	200	200	200	200	7,700
EQUIPMENT & FURNISHINGS	453	0	453	0	0	0	0	0	0	0	0	0	0	453
OTHER	0	0	0	0	0	0	0	0	0	0	0	0	0	0
<b>Total Expenditures</b>	<b>6,153</b>	<b>200</b>	<b>6,353</b>	<b>200</b>	<b>200</b>	<b>200</b>	<b>200</b>	<b>200</b>	<b>1,000</b>	<b>200</b>	<b>200</b>	<b>200</b>	<b>200</b>	<b>8,153</b>
BONDS	4,000	0	4,000	0	0	0	0	0	0	0	0	0	200	4,200
EXCISE TAX	200	0	200	0	0	0	0	0	0	0	0	0	0	200
PAY AS YOU GO	303	0	303	0	0	0	0	0	0	0	0	0	0	303
TRANSFER TAX	1,650	200	1,850	200	200	200	200	200	1,000	200	200	200	0	3,450
<b>Total Funding</b>	<b>6,153</b>	<b>200</b>	<b>6,353</b>	<b>200</b>	<b>200</b>	<b>200</b>	<b>200</b>	<b>200</b>	<b>1,000</b>	<b>200</b>	<b>200</b>	<b>200</b>	<b>200</b>	<b>8,153</b>

**\$5,866,261 spent and encumbered through February 2022**

**\$5,798,310 spent and encumbered through February 2021**

**Project Status** Ongoing.

FY 2022 Budget	6,153	200	<b>6,353</b>	200	200	200	200	200	<b>1,000</b>	200	200	200		<b>7,953</b>
Difference 2022 / 2023	0	0	<b>0</b>	0	0	0	0	0	<b>0</b>	0	0	0	200	<b>200</b>

# Fiscal 2023 Capital Budget

# SCHOOL SYSTEM PROJECTS

## Project: E0990-FY2002 PLAYGROUND EQUIPMENT

### Description

Improvements and installation of playground equipment at various school sites.

### Justification

The program will include projects that are needed to bring older schools' playgrounds up to current standards.

### Remarks

Playgrounds at the following schools are under consideration for replacement:

1. Gorman Crossing ES (K-2).
2. Gorman Crossing ES (5-12).
3. Centennial Lane ES (K-2)

### Project Schedule

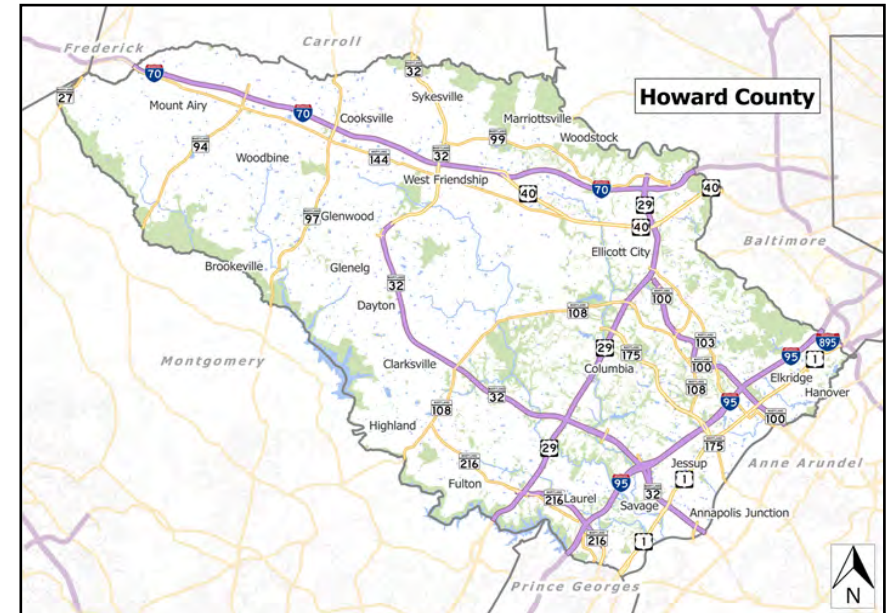
April: Final Site Specific Selection and Requisition

July-August: Equipment Installation

### Operating Budget Impact

Estimated operating cost impact upon completion: No increase

FY2023 Bonds - Annual Debt Service Payment	0
FY2023 Bonds - 20-Year Total Debt Service Payment	0
Total Project Bonds - Annual Debt Service Payment	217,611
Total Project Bonds - 20-Year Total Debt Service Payment	4,352,221



# Fiscal 2023 Capital Budget

# SCHOOL SYSTEM PROJECTS

## Project: E0990-FY2002 PLAYGROUND EQUIPMENT

(In Thousands)	Five Year Capital Program									Master Plan				
	Prior Appr.	FY2023 Budget	Appr. Total	Fiscal 2024	Fiscal 2025	Fiscal 2026	Fiscal 2027	Fiscal 2028	Sub Total	Fiscal 2029	Fiscal 2030	Fiscal 2031	Fiscal 2032	Total Project
CONSTRUCTION	3,430	250	3,680	250	500	500	500	500	2,250	500	500	500	500	7,930
OTHER	0	0	0	0	0	0	0	0	0	0	0	0	0	0
<b>Total Expenditures</b>	<b>3,430</b>	<b>250</b>	<b>3,680</b>	<b>250</b>	<b>500</b>	<b>500</b>	<b>500</b>	<b>500</b>	<b>2,250</b>	<b>500</b>	<b>500</b>	<b>500</b>	<b>500</b>	<b>7,930</b>
BONDS	2,350	0	2,350	0	0	0	0	0	0	0	0	0	500	2,850
EXCISE TAX	250	250	500	250	500	500	500	500	2,250	500	500	500	0	4,250
TRANSFER TAX	830	0	830	0	0	0	0	0	0	0	0	0	0	830
<b>Total Funding</b>	<b>3,430</b>	<b>250</b>	<b>3,680</b>	<b>250</b>	<b>500</b>	<b>500</b>	<b>500</b>	<b>500</b>	<b>2,250</b>	<b>500</b>	<b>500</b>	<b>500</b>	<b>500</b>	<b>7,930</b>

**\$3,619,041 spent and encumbered through February 2022**

**\$3,229,240 spent and encumbered through February 2021**

**Project Status** Ongoing.

Timing: It is likely that several ES playground equipment replacements will be deferred due to funding constraints.

FY 2022 Budget	3,430	250	<b>3,680</b>	250	500	500	500	500	<b>2,250</b>	500	500	1,000		<b>7,930</b>
Difference 2022 / 2023	0	0	<b>0</b>	0	0	0	0	0	<b>0</b>	0	0	-500	500	<b>0</b>

# Fiscal 2023 Capital Budget

# SCHOOL SYSTEM PROJECTS

## Project: E0995-SITE ACQUISITION and CONSTRUCTION RESERVE

### Description

This account is a contingency fund for site acquisition and school construction at various school sites. Recent emergent maintenance requirements have strained the school system's existing construction contingency accounts and additional funding is required to ensure that urgently needed repairs can be completed without delay.

### Justification

This fund is needed as a contingency reserve providing funds for use on an as-needed basis.

### Remarks

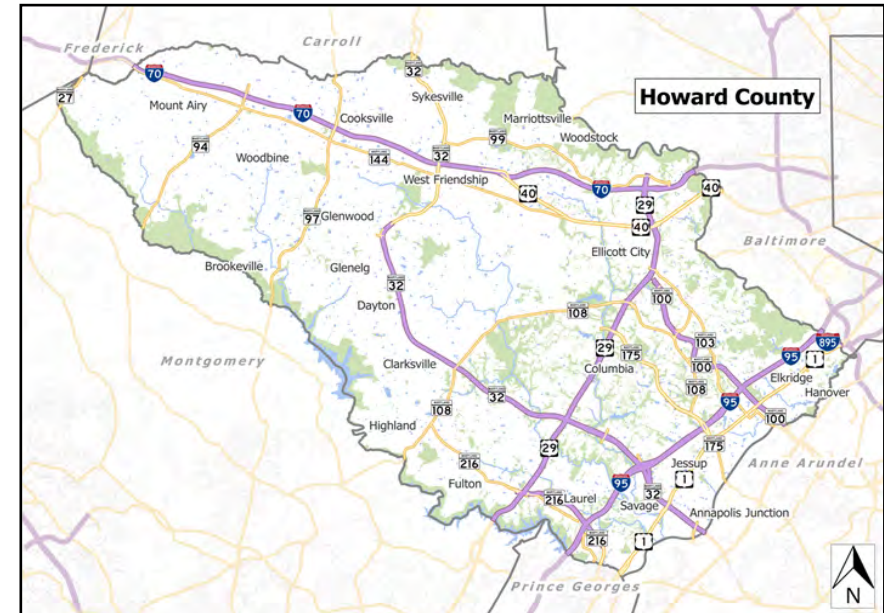
Site funds are needed for future enrollment growth.

### Project Schedule

### Operating Budget Impact

No Operating Impact

FY2023 Bonds - Annual Debt Service Payment	0
FY2023 Bonds - 20-Year Total Debt Service Payment	0
Total Project Bonds - Annual Debt Service Payment	719,644
Total Project Bonds - 20-Year Total Debt Service Payment	14,392,872



# Fiscal 2023 Capital Budget

# SCHOOL SYSTEM PROJECTS

## Project: E0995-SITE ACQUISITION and CONSTRUCTION RESERVE

(In Thousands)	Five Year Capital Program										Master Plan			
	Prior Appr.	FY2023 Budget	Appr. Total	Fiscal 2024	Fiscal 2025	Fiscal 2026	Fiscal 2027	Fiscal 2028	Sub Total	Fiscal 2029	Fiscal 2030	Fiscal 2031	Fiscal 2032	Total Project
LAND ACQUISITION	19,153	0	19,153	0	0	0	0	0	0	0	0	0	0	19,153
OTHER	0	0	0	0	0	0	0	0	0	0	0	0	0	0
<b>Total Expenditures</b>	<b>19,153</b>	<b>0</b>	<b>19,153</b>	<b>0</b>	<b>0</b>	<b>0</b>	<b>0</b>	<b>0</b>	<b>0</b>	<b>0</b>	<b>0</b>	<b>0</b>	<b>0</b>	<b>19,153</b>
BONDS	9,425	0	9,425	0	0	0	0	0	0	0	0	0	0	9,425
STATE AID for SCHOOLS	911	0	911	0	0	0	0	0	0	0	0	0	0	911
TRANSFER TAX	8,817	0	8,817	0	0	0	0	0	0	0	0	0	0	8,817
<b>Total Funding</b>	<b>19,153</b>	<b>0</b>	<b>19,153</b>	<b>0</b>	<b>0</b>	<b>0</b>	<b>0</b>	<b>0</b>	<b>0</b>	<b>0</b>	<b>0</b>	<b>0</b>	<b>0</b>	<b>19,153</b>

**\$20,662,972 spent and encumbered through February 2022**

**\$20,676,085 spent and encumbered through February 2021**

### Project Status

FY 2022 Budget	19,153	0	<b>19,153</b>	0	0	0	0	0	<b>0</b>	0	0	0	0	<b>19,153</b>
Difference 2022 / 2023	0	0	<b>0</b>	0	0	0	0	0	<b>0</b>	0	0	0	0	<b>0</b>

## Project: E1012-FY2008 SCHOOL PARKING LOT EXPANSION

### Description

A project to provide for the construction of additional parking spaces, repairs, and modification of parking lots to improve traffic flow patterns at existing school sites.

### Justification

Parking expansions and repairs are necessary due to the insufficient supply of spaces to meet existing demands. Funds are used for parking improvements on sites that are not slated for other construction projects.

### Remarks

Parking lot projects are to be determined.

### Project Schedule

### Operating Budget Impact

No Operating Impact

FY2023 Bonds - Annual Debt Service Payment	45,813
FY2023 Bonds - 20-Year Total Debt Service Payment	916,257
Total Project Bonds - Annual Debt Service Payment	349,628
Total Project Bonds - 20-Year Total Debt Service Payment	6,992,569



### Explanation of Changes

N/A

# Fiscal 2023 Capital Budget

# SCHOOL SYSTEM PROJECTS

## Project: E1012-FY2008 SCHOOL PARKING LOT EXPANSION

(In Thousands)	Five Year Capital Program									Master Plan				
	Prior Appr.	FY2023 Budget	Appr. Total	Fiscal 2024	Fiscal 2025	Fiscal 2026	Fiscal 2027	Fiscal 2028	Sub Total	Fiscal 2029	Fiscal 2030	Fiscal 2031	Fiscal 2032	Total Project
PLANS & ENGINEERING	240	60	300	60	60	60	60	60	300	60	60	60	60	840
CONSTRUCTION	4,560	540	5,100	540	540	540	540	540	2,700	540	540	540	540	9,960
OTHER	0	0	0	0	0	0	0	0	0	0	0	0	0	0
<b>Total Expenditures</b>	<b>4,800</b>	<b>600</b>	<b>5,400</b>	<b>600</b>	<b>600</b>	<b>600</b>	<b>600</b>	<b>600</b>	<b>3,000</b>	<b>600</b>	<b>600</b>	<b>600</b>	<b>600</b>	<b>10,800</b>
BONDS	2,779	600	3,379	600	0	0	0	0	600	0	0	0	600	4,579
STATE AID for SCHOOLS	1,421	0	1,421	0	0	0	0	0	0	0	0	0	0	1,421
TRANSFER TAX	600	0	600	0	600	600	600	600	2,400	600	600	600	0	4,800
<b>Total Funding</b>	<b>4,800</b>	<b>600</b>	<b>5,400</b>	<b>600</b>	<b>600</b>	<b>600</b>	<b>600</b>	<b>600</b>	<b>3,000</b>	<b>600</b>	<b>600</b>	<b>600</b>	<b>600</b>	<b>10,800</b>

**\$4,190,819 spent and encumbered through February 2022**

**\$4,190,819 spent and encumbered through February 2021**

**Project Status** Ongoing.

FY 2022 Budget	4,800	0	<b>4,800</b>	0	600	600	600	600	<b>2,400</b>	600	600	600		<b>9,000</b>
Difference 2022 / 2023	0	600	<b>600</b>	600	0	0	0	0	<b>600</b>	0	0	0	600	<b>1,800</b>

None.

## Project: E1024-FY2019 HAMMOND HIGH SCHOOL RENOVATION/ADDITION

### Description

A project to expand educational program spaces and renovate Hammond High School. Interior spaces will be reconfigured as needed. The project will add new seats and address deficiencies in educational program space which were identified in a facilities assessment survey. The project will consist of a complete systemic renovation of the school that will replace the aging heating and cooling systems, upgrade the plumbing and electrical systems, supply new data technology and security systems, provide new interior finishes throughout the building, create ADA accessibility compliance throughout, repartition select areas of the school, and construct building additions as necessary to fulfill program deficiencies and add capacity. It is also the intent to concentrate on energy efficient systems and sustainable practices thus yielding another USGBC LEED certified facility. The complete scope of this project will be defined by the Board of Education approved construction documents (CD) brochure (see Policy 6020 for complete description of process) and any change orders approved subsequent to submittal of the CD brochure.

### Justification

A high school facility needs assessment documented the necessity for this renovation. Additional capacity will also be added during this project to address capacity deficiencies at the high school level.

### Remarks

1. The original building was completed in 1976.
2. It requires updating to align with current educational standards.
3. In FY19, the project name was changed to Renovation|Addition.
4. OTHER GO represents general obligation bonds supported by transfer tax revenues.

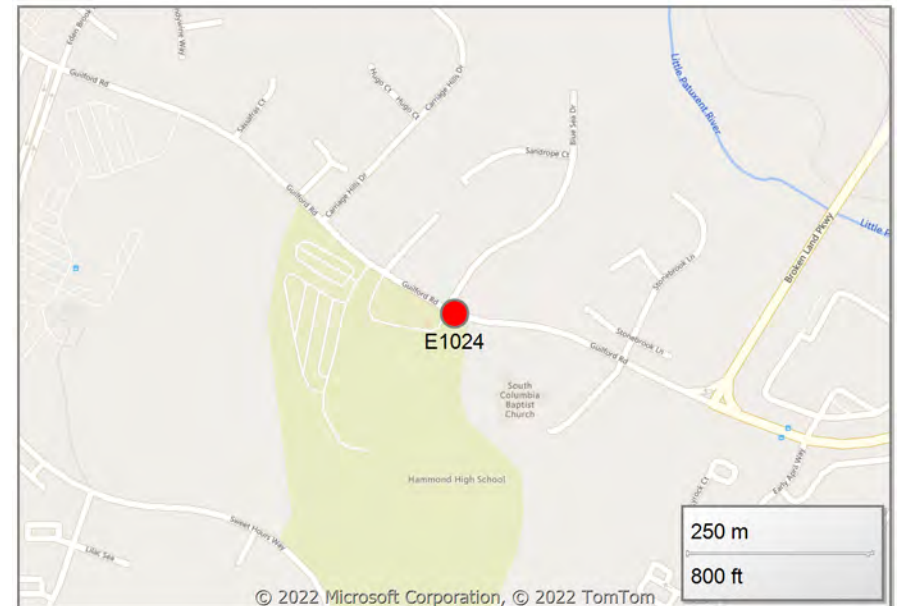
### Project Schedule

2018: Feasibility Study  
 2018-2020: Planning  
 2020-2023: Construction

### Operating Budget Impact

Upon completion, the maintenance of this facility will be the responsibility of the HCPSS Facilities Services. Operating cost impact is unknown at this time.

FY2023 Bonds - Annual Debt Service Payment	573,882
FY2023 Bonds - 20-Year Total Debt Service Payment	11,477,647
Total Project Bonds - Annual Debt Service Payment	4,631,450
Total Project Bonds - 20-Year Total Debt Service Payment	92,629,009



### Explanation of Changes

Total project cost estimate is reduced due to favorable construction bids.



# Fiscal 2023 Capital Budget

# SCHOOL SYSTEM PROJECTS

## Project: E1024-FY2019 HAMMOND HIGH SCHOOL RENOVATION/ADDITION

(In Thousands)	Five Year Capital Program										Master Plan			
	Prior Appr.	FY2023 Budget	Appr. Total	Fiscal 2024	Fiscal 2025	Fiscal 2026	Fiscal 2027	Fiscal 2028	Sub Total	Fiscal 2029	Fiscal 2030	Fiscal 2031	Fiscal 2032	Total Project
PLANS & ENGINEERING	4,000	0	4,000	0	0	0	0	0	0	0	0	0	0	4,000
CONSTRUCTION	63,064	30,600	93,664	4,616	0	0	0	0	4,616	0	0	0	0	98,280
EQUIPMENT & FURNISHINGS	0	4,300	4,300	0	0	0	0	0	0	0	0	0	0	4,300
OTHER	0	0	0	0	0	0	0	0	0	0	0	0	0	0
<b>Total Expenditures</b>	<b>67,064</b>	<b>34,900</b>	<b>101,964</b>	<b>4,616</b>	<b>0</b>	<b>0</b>	<b>0</b>	<b>0</b>	<b>4,616</b>	<b>0</b>	<b>0</b>	<b>0</b>	<b>0</b>	<b>106,580</b>
BONDS	42,153	0	42,153	(2,901)	0	0	0	0	(2,901)	0	0	0	0	39,252
STATE AID for SCHOOLS	6,920	34,900	41,820	7,517	0	0	0	0	7,517	0	0	0	0	49,337
TRANSFER TAX	4,102	0	4,102	0	0	0	0	0	0	0	0	0	0	4,102
Other GO	13,889	0	13,889	0	0	0	0	0	0	0	0	0	0	13,889
<b>Total Funding</b>	<b>67,064</b>	<b>34,900</b>	<b>101,964</b>	<b>4,616</b>	<b>0</b>	<b>0</b>	<b>0</b>	<b>0</b>	<b>4,616</b>	<b>0</b>	<b>0</b>	<b>0</b>	<b>0</b>	<b>106,580</b>

**\$67,038,584 spent and encumbered through February 2022**

**\$38,006,000 spent and encumbered through February 2021**

**Project Status** Construction Phase.

FY 2022 Budget	67,064	28,490	<b>95,554</b>	11,000	0	0	0	0	<b>11,000</b>	0	0	0		<b>106,554</b>
Difference 2022 / 2023	0	6,410	<b>6,410</b>	(6,384)	0	0	0	0	<b>(6,384)</b>	0	0	0	0	<b>26</b>

## Project: E1025-CENTENNIAL HIGH SCHOOL RENOVATION ADDITION

### Description

A renovation and addition project including the expansion of educational program spaces at Centennial High School. Interior spaces will be reconfigured as needed. The project will partially address deficiencies in educational program space which were identified in a facilities assessment survey. The complete scope of this project will be defined by the Board of Education approved construction documents (CD) brochure (see Policy 6020 for complete description of process) and any change orders approved subsequent to submittal of the CD brochure.

### Justification

A high school facility needs assessment documented the necessity for this renovation.

### Remarks

1. The original building was completed in 1977.
2. It requires updating to align with current educational standards.
3. In FY20, the project name changed to Renovation|Addition.

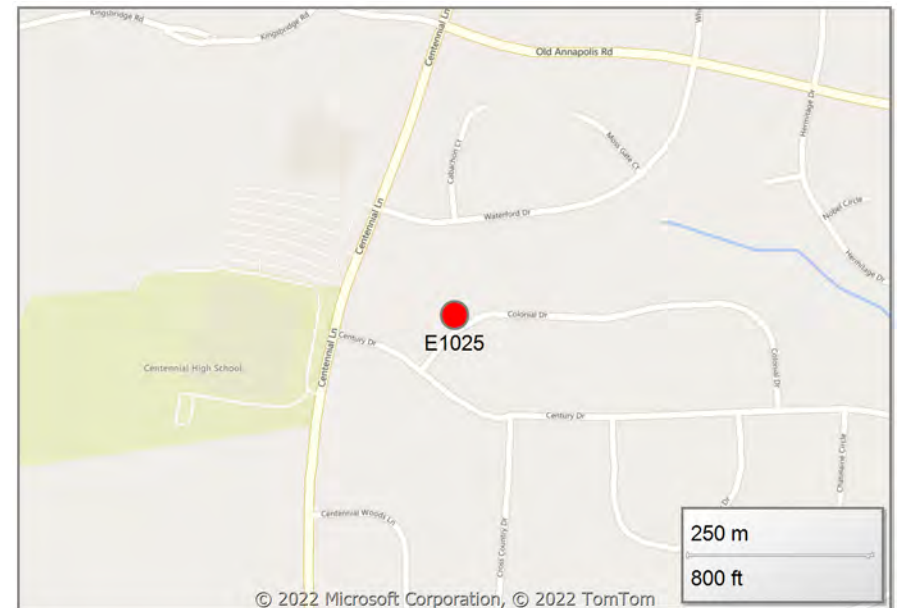
### Project Schedule

2028: Feasibility Study  
 2028-2029: Planning  
 2029-2031: Construction

### Operating Budget Impact

Upon completion, the maintenance of this facility will be the responsibility of the HCPSS Facilities Services. Operating cost impact is unknown at this time.

FY2023 Bonds - Annual Debt Service Payment	0
FY2023 Bonds - 20-Year Total Debt Service Payment	0
Total Project Bonds - Annual Debt Service Payment	5,042,850
Total Project Bonds - 20-Year Total Debt Service Payment	100,856,997



# Fiscal 2023 Capital Budget

# SCHOOL SYSTEM PROJECTS

## Project: E1025-CENTENNIAL HIGH SCHOOL RENOVATION ADDITION

(In Thousands)				Five Year Capital Program						Master Plan				
Appropriation Object Class	Prior Appr.	FY2023 Budget	Appr. Total	Fiscal 2024	Fiscal 2025	Fiscal 2026	Fiscal 2027	Fiscal 2028	Sub Total	Fiscal 2029	Fiscal 2030	Fiscal 2031	Fiscal 2032	Total Project
PLANS & ENGINEERING	0	0	0	0	0	0	0	8,808	8,808	0	0	0	0	8,808
CONSTRUCTION	0	0	0	0	0	0	0	0	0	14,680	46,977	24,255	14,680	100,592
EQUIPMENT & FURNISHINGS	0	0	0	0	0	0	0	0	0	0	0	4,105	0	4,105
<b>Total Expenditures</b>	<b>0</b>	<b>0</b>	<b>0</b>	<b>0</b>	<b>0</b>	<b>0</b>	<b>0</b>	<b>8,808</b>	<b>8,808</b>	<b>14,680</b>	<b>46,977</b>	<b>28,360</b>	<b>14,680</b>	<b>113,505</b>
BONDS	0	0	0	0	0	0	0	8,808	8,808	442	27,993	14,122	14,680	66,045
STATE AID for SCHOOLS	0	0	0	0	0	0	0	0	0	14,238	18,984	14,238	0	47,460
<b>Total Funding</b>	<b>0</b>	<b>0</b>	<b>0</b>	<b>0</b>	<b>0</b>	<b>0</b>	<b>0</b>	<b>8,808</b>	<b>8,808</b>	<b>14,680</b>	<b>46,977</b>	<b>28,360</b>	<b>14,680</b>	<b>113,505</b>

**\$0 spent and encumbered through February 2022  
 spent and encumbered through February 2021  
 Project Status**

Difference 2022 / 2023	0	0	<b>0</b>	0	0	0	0	8,808	<b>8,808</b>	14,680	46,977	28,360	14,680	<b>113,505</b>
------------------------	---	---	----------	---	---	---	---	-------	--------------	--------	--------	--------	--------	----------------

# Fiscal 2023 Capital Budget

# SCHOOL SYSTEM PROJECTS

## Project: E1035-FY2019 NEW HIGH SCHOOL #13

### Description

A project to construct a new high school to accommodate enrollment growth. The complete scope of this project will be defined by the Board of Education approved construction documents (CD) brochure (see Policy 6020 for complete description of process) and any change orders approved subsequent to submittal of the CD brochure.

### Justification

Based upon enrollment projections, at least one additional high school is needed to accommodate growth. Balanced capacity utilization in the Route 1 Corridor alone would require 1,160 additional seats by 2023.

### Remarks

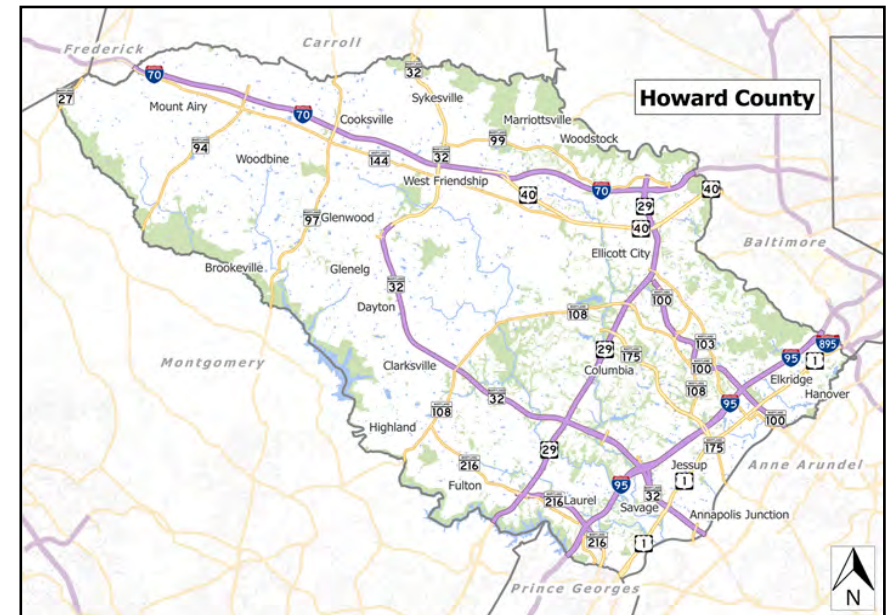
### Project Schedule

October 2017-March 2018: Feasibility Study and Education Specifications  
April 2018-September 2019: Planning  
April 2020-August 2023: Construction

### Operating Budget Impact

Upon completion, the maintenance of this facility will be the responsibility of HCPSS Facilities Services. Operating cost impact is unknown at this time.

FY2023 Bonds - Annual Debt Service Payment	633,515
FY2023 Bonds - 20-Year Total Debt Service Payment	12,670,308
Total Project Bonds - Annual Debt Service Payment	4,666,650
Total Project Bonds - 20-Year Total Debt Service Payment	93,333,000



### Explanation of Changes

Total project cost estimate increase due to updated square feet from 250,000 SF to 262,000 SF then to 289,000 SF and a higher State rate per square foot.

# Fiscal 2023 Capital Budget

# SCHOOL SYSTEM PROJECTS

## Project: E1035-FY2019 NEW HIGH SCHOOL #13

(In Thousands)	Five Year Capital Program										Master Plan			
	Prior Appr.	FY2023 Budget	Appr. Total	Fiscal 2024	Fiscal 2025	Fiscal 2026	Fiscal 2027	Fiscal 2028	Sub Total	Fiscal 2029	Fiscal 2030	Fiscal 2031	Fiscal 2032	Total Project
PLANS & ENGINEERING	6,732	0	6,732	0	0	0	0	0	0	0	0	0	0	6,732
CONSTRUCTION	90,953	19,957	110,910	6,955	0	0	0	0	6,955	0	0	0	0	117,865
EQUIPMENT & FURNISHINGS	0	5,400	5,400	0	0	0	0	0	0	0	0	0	0	5,400
OTHER	0	0	0	0	0	0	0	0	0	0	0	0	0	0
<b>Total Expenditures</b>	<b>97,685</b>	<b>25,357</b>	<b>123,042</b>	<b>6,955</b>	<b>0</b>	<b>0</b>	<b>0</b>	<b>0</b>	<b>6,955</b>	<b>0</b>	<b>0</b>	<b>0</b>	<b>0</b>	<b>129,997</b>
BONDS	50,059	8,296	58,355	2,762	0	0	0	0	2,762	0	0	0	0	61,117
EXCISE TAX	3,750	7,750	11,500	4,193	0	0	0	0	4,193	0	0	0	0	15,693
STATE AID for SCHOOLS	43,000	9,311	52,311	0	0	0	0	0	0	0	0	0	0	52,311
TRANSFER TAX	876	0	876	0	0	0	0	0	0	0	0	0	0	876
<b>Total Funding</b>	<b>97,685</b>	<b>25,357</b>	<b>123,042</b>	<b>6,955</b>	<b>0</b>	<b>0</b>	<b>0</b>	<b>0</b>	<b>6,955</b>	<b>0</b>	<b>0</b>	<b>0</b>	<b>0</b>	<b>129,997</b>

**\$97,685,000 spent and encumbered through February 2022**

**\$54,986,000 spent and encumbered through February 2021**

**Project Status** Planning and Design. Capacity of 1,658 students proposed to accommodate enrollment growth.

FY 2022 Budget	97,685	25,357	<b>123,042</b>	6,955	0	0	0	0	<b>6,955</b>	0	0	0		<b>129,997</b>
Difference 2022 / 2023	0	0	<b>0</b>	0	0	0	0	0	<b>0</b>	0	0	0	0	<b>0</b>

## Project: E1036-OAKLAND MILLS MIDDLE SCHOOL RENOVATION

### Description

The Oakland Mills Middle School project will renovate and add seats to the existing facility. The project calls for a renovation of the existing building in accord with recommendations from the feasibility study. Renovation may include new electrical, mechanical, plumbing, technology, roofing, and life safety systems as applicable per the scope of work. Some interior spaces will be reconfigured, new finishes provided, accessibility improved, and new spaces added as required, bringing the facility into compliance with the Howard County Public School System Guidance Manual for Renovations and Modernizations of Existing Schools. The complete scope of this project will be defined by the Board of Education approved construction documents (CD) brochure (see Policy 6020 in the Supporting Data Section for a complete description of the process) and any change orders approved subsequent to submittal of the CD brochure.

### Justification

Oakland Mills Middle School opened in 1972 and was renovated in 1998. In August 2008, HCPSS engaged Gilbert Architects Inc. to conduct a facility assessment of middle schools. This project evaluated and scored each school according to the Council of Educational Facilities Planners, International (CEFPI) appraisal guidelines. The assessment included reviewing each school's plan layouts and measurements of spaces to compare to the educational specifications developed by HCPSS for middle schools. The report concluded that Oakland Mills MS had 8.8 percent deficiency of educational program area.

### Remarks

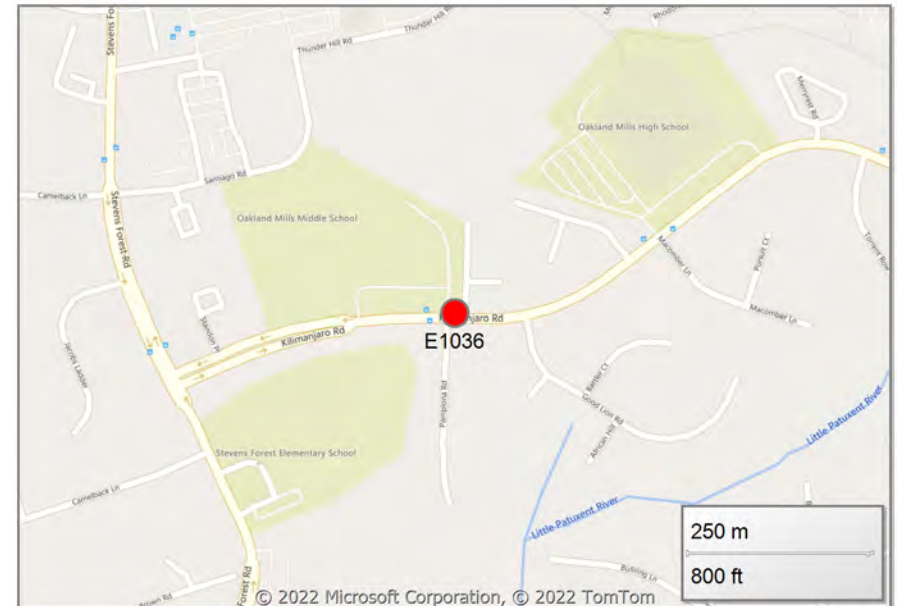
### Project Schedule

2024: Feasibility Study  
 2024-2025: Planning  
 2025-2027: Construction

### Operating Budget Impact

Upon completion, the maintenance of this facility will be the responsibility of HCPSS Facilities Services. Operating cost impact is unknown at this time.

FY2023 Bonds - Annual Debt Service Payment	0
FY2023 Bonds - 20-Year Total Debt Service Payment	0
Total Project Bonds - Annual Debt Service Payment	2,137,933
Total Project Bonds - 20-Year Total Debt Service Payment	42,758,663



### Explanation of Changes

Total project cost estimate increase due to higher State rate per square foot.  
 Project cost increased due to inclusion of additional seats to the project.  
 Increase in design capacity.

# Fiscal 2023 Capital Budget

# SCHOOL SYSTEM PROJECTS

## Project: E1036-OAKLAND MILLS MIDDLE SCHOOL RENOVATION

(In Thousands)				Five Year Capital Program						Master Plan				
Appropriation Object Class	Prior Appr.	FY2023 Budget	Appr. Total	Fiscal 2024	Fiscal 2025	Fiscal 2026	Fiscal 2027	Fiscal 2028	Sub Total	Fiscal 2029	Fiscal 2030	Fiscal 2031	Fiscal 2032	Total Project
PLANS & ENGINEERING	0	0	0	4,269	0	0	0	0	4,269	0	0	0	0	4,269
CONSTRUCTION	0	0	0	0	7,115	22,768	14,230	5,215	49,328	1,423	0	0	0	50,751
EQUIPMENT & FURNISHINGS	0	0	0	0	0	0	0	1,900	1,900	0	0	0	0	1,900
<b>Total Expenditures</b>	<b>0</b>	<b>0</b>	<b>0</b>	<b>4,269</b>	<b>7,115</b>	<b>22,768</b>	<b>14,230</b>	<b>7,115</b>	<b>55,497</b>	<b>1,423</b>	<b>0</b>	<b>0</b>	<b>0</b>	<b>56,920</b>
BONDS	0	0	0	4,269	83	13,391	1,719	7,115	26,577	1,423	0	0	0	28,000
EXCISE TAX	0	0	0	0	0	0	5,479	0	5,479	0	0	0	0	5,479
STATE AID for SCHOOLS	0	0	0	0	7,032	9,377	7,032	0	23,441	0	0	0	0	23,441
<b>Total Funding</b>	<b>0</b>	<b>0</b>	<b>0</b>	<b>4,269</b>	<b>7,115</b>	<b>22,768</b>	<b>14,230</b>	<b>7,115</b>	<b>55,497</b>	<b>1,423</b>	<b>0</b>	<b>0</b>	<b>0</b>	<b>56,920</b>

**\$0 spent and encumbered through February 2022**

**\$0 spent and encumbered through February 2021**

**Project Status** Scope: Project has been upgraded from a limited renovation to a complete renovation.

FY 2022 Budget	0	0	<b>0</b>	0	0	0	5,479	12,323	<b>17,802</b>	14,621	14,919	5,228		<b>52,570</b>
Difference 2022 / 2023	0	0	<b>0</b>	4,269	7,115	22,768	8,751	(5,208)	<b>37,695</b>	(13,198)	-14,919	-5,228	0	<b>4,350</b>

Cash flows adjusted to aid affordability. Project acceleration per Board of Education vote.

## Project: E1037-ELLICOTT MILLS MIDDLE SCHOOL ADDITION

### Description

The Ellicott Mills Middle School project will add 156 seats of new capacity to the existing school. This project will include an addition and limited renovation to ensure seamless operation of the expanded facility. The majority of existing walls will remain; therefore, most existing classrooms will remain as classrooms. The addition will be designed to retain the use of natural daylight. The cafeteria will be enlarged to meet educational program requirements. The complete scope of this project will be defined by the Board of Education approved construction documents (CD) brochure (see Policy 6020 in the Supporting Data Section for a complete description of the process) and any change orders approved subsequent to submittal of the CD brochure.

### Justification

Ellicott Mills Middle School is the third iteration of the current middle school prototype and opened in 2001. Since 2015, the projections support the approved middle school capacity adjustments and the effort invested in redistricting. All middle schools in the Northeast were relieved of overcrowding by the opening of Thomas Viaduct MS, except Ellicott Mills MS. Redistricting scenarios using western capacity failed to resolve crowding and created unacceptable travel distances and unusually elongated attending areas. With these findings, planned expansion of Ellicott Mills MS was contemplated as early as 2015. This project is a next logical step after study of middle school capacity and analysis of redistricting scenarios.

### Remarks

Recommend replacement of Ellicott Mills MS addition with seats at Oakland Mills MS in conjunction with the school's planned renovation.

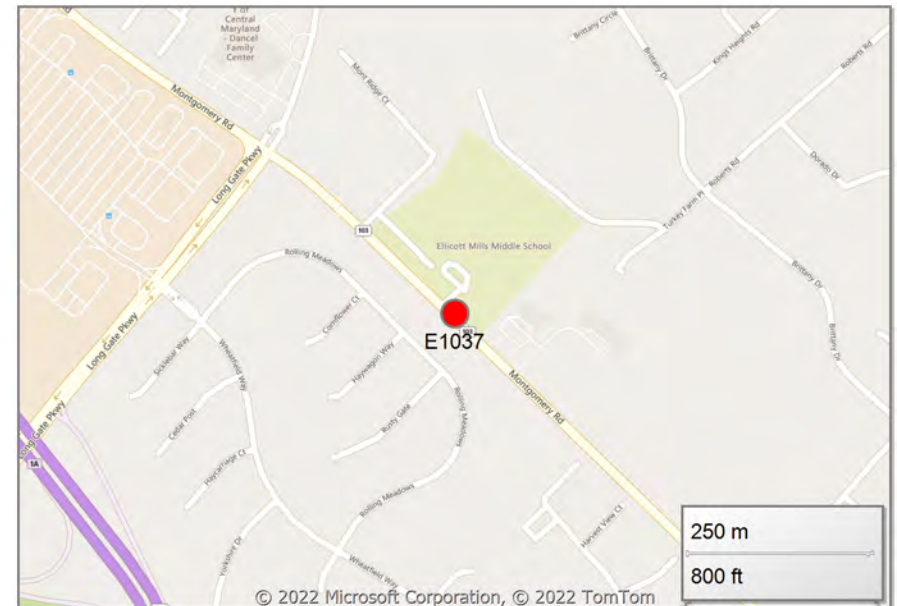
### Project Schedule

Schedule to be determined.

### Operating Budget Impact

Upon completion, the maintenance of this facility will be the responsibility of HCPSS Facilities Services. Operating cost impact is unknown at this time.

FY2023 Bonds - Annual Debt Service Payment	0
FY2023 Bonds - 20-Year Total Debt Service Payment	0
Total Project Bonds - Annual Debt Service Payment	0
Total Project Bonds - 20-Year Total Debt Service Payment	0





# Fiscal 2023 Capital Budget

## Project: E1037-ELLCOTT MILLS MIDDLE SCHOOL ADDITION

(In Thousands)	Five Year Capital Program									Master Plan				
Appropriation Object Class	Prior Appr.	FY2023 Budget	Appr. Total	Fiscal 2024	Fiscal 2025	Fiscal 2026	Fiscal 2027	Fiscal 2028	Sub Total	Fiscal 2029	Fiscal 2030	Fiscal 2031	Fiscal 2032	Total Project
spent and encumbered through February 2022 spent and encumbered through February 2021 Project Status														
Difference 2022 / 2023	0	0	0	0	0	0	0	0	0	0	0	0	0	0

# Fiscal 2023 Capital Budget

# SCHOOL SYSTEM PROJECTS

## Project: E1038-FY2017 PLANNING AND DESIGN

### Description

The Planning and Design project has been established to provide funding for scope studies prior to the funding of individual projects. During the concept development stage, each project is summarized, supporting documentation is gathered, and necessary approvals are obtained before construction begins. A scope study provides the analysis to determine the scope of a project under consideration.

### Justification

The value of these studies is having the flexibility to ask technical questions about projects before the formal design process. With these studies, projects can be right sized. Pricing for these studies is favorable because design consultants want to obtain the full design project. Through the scope study, an examination of the needs of an existing building as well as unexpected design circumstances can be explored. The studies can ensure the selection of the most effective scope for each project. This process will reduce the costs associated with significant changes in scope, which often occur in a compressed planning schedule. In the construction phase, the reduced number of change orders will lessen the impact on the construction schedule and decrease incremental costs.

### Remarks

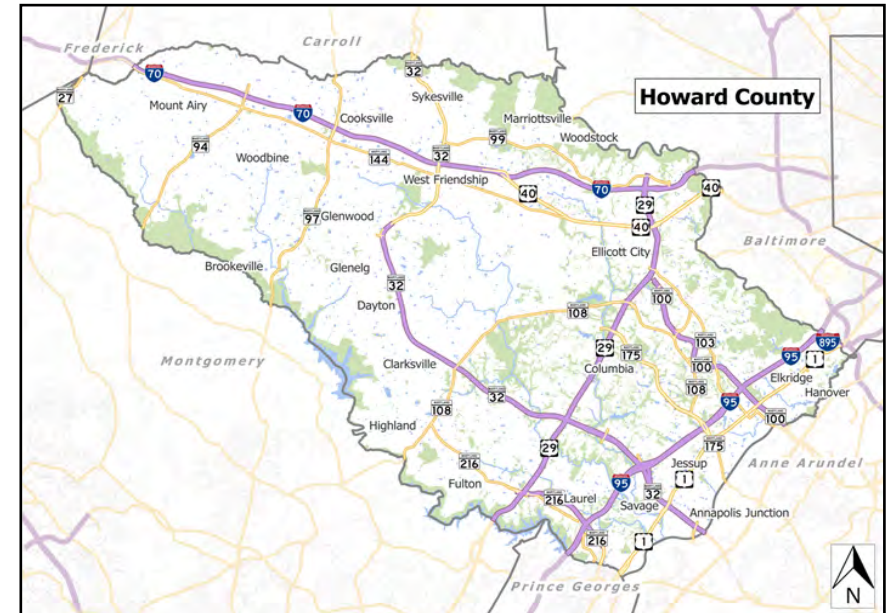
### Project Schedule

Proposed scope studies may include out-year construction projects and/or the considerations for the potential mandate of All-Day Pre-K.

### Operating Budget Impact

Estimated operating cost impact upon completion: No increase

FY2023 Bonds - Annual Debt Service Payment	11,453
FY2023 Bonds - 20-Year Total Debt Service Payment	229,064
Total Project Bonds - Annual Debt Service Payment	34,360
Total Project Bonds - 20-Year Total Debt Service Payment	687,193



### Explanation of Changes

N/A

# Fiscal 2023 Capital Budget

# SCHOOL SYSTEM PROJECTS

## Project: E1038-FY2017 PLANNING AND DESIGN

(In Thousands)				Five Year Capital Program						Master Plan				
Appropriation Object Class	Prior Appr.	FY2023 Budget	Appr. Total	Fiscal 2024	Fiscal 2025	Fiscal 2026	Fiscal 2027	Fiscal 2028	Sub Total	Fiscal 2029	Fiscal 2030	Fiscal 2031	Fiscal 2032	Total Project
PLANS & ENGINEERING	1,100	450	1,550	300	300	300	300	300	1,500	300	300	300	300	4,250
OTHER	0	0	0	0	0	0	0	0	0	0	0	0	0	0
<b>Total Expenditures</b>	<b>1,100</b>	<b>450</b>	<b>1,550</b>	<b>300</b>	<b>300</b>	<b>300</b>	<b>300</b>	<b>300</b>	<b>1,500</b>	<b>300</b>	<b>300</b>	<b>300</b>	<b>300</b>	<b>4,250</b>
BONDS	0	150	150	0	0	0	0	0	0	0	0	0	300	450
TRANSFER TAX	1,100	300	1,400	300	300	300	300	300	1,500	300	300	300	0	3,800
<b>Total Funding</b>	<b>1,100</b>	<b>450</b>	<b>1,550</b>	<b>300</b>	<b>300</b>	<b>300</b>	<b>300</b>	<b>300</b>	<b>1,500</b>	<b>300</b>	<b>300</b>	<b>300</b>	<b>300</b>	<b>4,250</b>

**\$646,915 spent and encumbered through February 2022**

**\$500,292 spent and encumbered through February 2021**

**Project Status** Ongoing.

FY 2022 Budget	1,100	300	<b>1,400</b>	300	300	300	300	300	<b>1,500</b>	300	300	300		<b>3,800</b>
Difference 2022 / 2023	0	150	<b>150</b>	0	0	0	0	0	<b>0</b>	0	0	0	300	<b>450</b>

Changes from prior plan reflect HCPSS prioritization within affordable funding levels.

# Fiscal 2023 Capital Budget

# SCHOOL SYSTEM PROJECTS

## Project: E1039-NEW ELEM SCHOOL #43

### Description

The New Elementary School #43 will be a new facility. The complete scope of this project will be defined by the Board of Education approved construction documents (CD) brochure (see Policy 6020 in the Supporting Data Section for a complete description of the process) and any change orders approved subsequent to submittal of the CD brochure.

### Justification

Based upon enrollment projections, an additional elementary school is needed to accommodate growth in southeastern Howard County. The projected growth in schools such as Hammond Elementary School, Gorman Crossing Elementary School, Forest Ridge Elementary School and Fulton Elementary School continues to support the additional seat need.

### Remarks

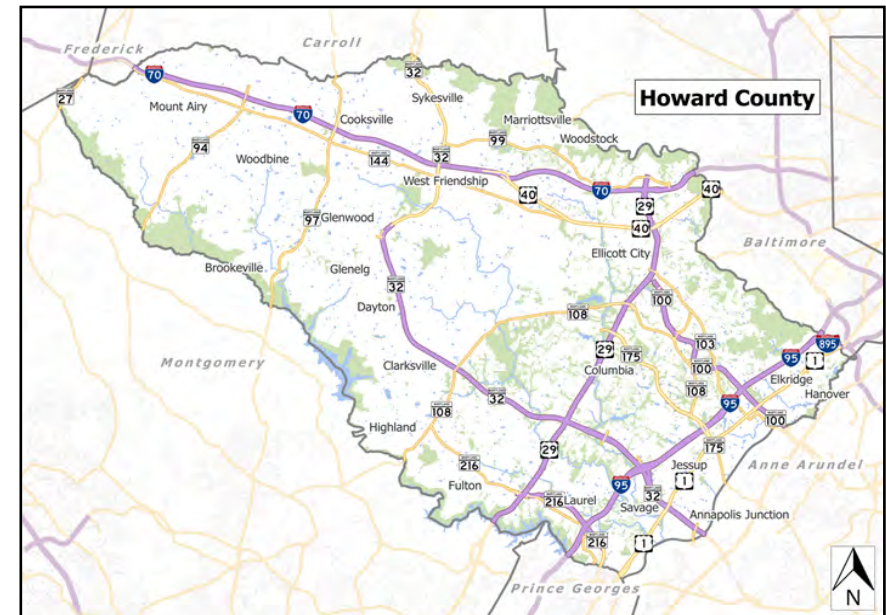
### Project Schedule

2024: Feasibility Study  
2024-2025: Planning  
2025-2027: Construction

### Operating Budget Impact

Upon completion, maintenance of this facility will be the responsibility of HCPSS Facilities Services. Operating cost impact is unknown at this time.

FY2023 Bonds - Annual Debt Service Payment	0
FY2023 Bonds - 20-Year Total Debt Service Payment	0
Total Project Bonds - Annual Debt Service Payment	2,289,116
Total Project Bonds - 20-Year Total Debt Service Payment	45,782,312



### Explanation of Changes

Total project cost estimate decrease due to updated square feet from 117,222 SF to 102,000 SF. Project estimate updated due to increases in the state school construction cost per square foot and increased design capacity.

# Fiscal 2023 Capital Budget

# SCHOOL SYSTEM PROJECTS

## Project: E1039-NEW ELEM SCHOOL #43

(In Thousands)	Five Year Capital Program									Master Plan				
	Prior Appr.	FY2023 Budget	Appr. Total	Fiscal 2024	Fiscal 2025	Fiscal 2026	Fiscal 2027	Fiscal 2028	Sub Total	Fiscal 2029	Fiscal 2030	Fiscal 2031	Fiscal 2032	Total Project
PLANS & ENGINEERING	0	0	0	5,115	0	0	0	0	5,115	0	0	0	0	5,115
CONSTRUCTION	0	0	0	0	25,577	27,282	6,026	1,705	60,590	0	0	0	0	60,590
EQUIPMENT & FURNISHINGS	0	0	0	0	0	0	2,500	0	2,500	0	0	0	0	2,500
<b>Total Expenditures</b>	<b>0</b>	<b>0</b>	<b>0</b>	<b>5,115</b>	<b>25,577</b>	<b>27,282</b>	<b>8,526</b>	<b>1,705</b>	<b>68,205</b>	<b>0</b>	<b>0</b>	<b>0</b>	<b>0</b>	<b>68,205</b>
BONDS	0	0	0	5,115	10,191	12,764	205	1,705	29,980	0	0	0	0	29,980
EXCISE TAX	0	0	0	0	7,065	3,423	0	0	10,488	0	0	0	0	10,488
STATE AID for SCHOOLS	0	0	0	0	8,321	11,095	8,321	0	27,737	0	0	0	0	27,737
<b>Total Funding</b>	<b>0</b>	<b>0</b>	<b>0</b>	<b>5,115</b>	<b>25,577</b>	<b>27,282</b>	<b>8,526</b>	<b>1,705</b>	<b>68,205</b>	<b>0</b>	<b>0</b>	<b>0</b>	<b>0</b>	<b>68,205</b>

**\$0 spent and encumbered through February 2022**

**\$0 spent and encumbered through February 2021**

### Project Status

FY 2022 Budget	0	0	<b>0</b>	0	7,065	17,500	17,000	17,258	<b>58,823</b>	6,030	0	0		<b>64,853</b>
Difference 2022 / 2023	0	0	<b>0</b>	5,115	18,512	9,782	(8,474)	(15,553)	<b>9,382</b>	(6,030)	0	0	0	<b>3,352</b>

Project scope capacity reduced from 810 to 600, and cash flows adjusted to align with potential State funding participation. Project occupancy changed to September 2027.

# Fiscal 2023 Capital Budget

# SCHOOL SYSTEM PROJECTS

## Project: E1040-NEW ELEM SCHOOL #44

### Description

The New Elementary School #44 will be a new facility in the Northern region to accommodate enrollment growth. The complete scope of this project will be defined by the Board of Education approved construction documents (CD) brochure (see Policy 6020 in the Supporting Data Section for a complete description of the process) and any change orders approved subsequent to submittal of the CD brochure.

### Justification

Based upon enrollment projections, an additional elementary school is needed to accommodate growth in northwestern Howard County. A future school site has been acquired by Howard County in the Turf Valley development. Transfer of the land to the HCPSS land bank is underway. The projected enrollment growth in schools such as Manor Woods Elementary School, Waverly Elementary School, and West Friendship Elementary School supports the additional seat need.

### Remarks

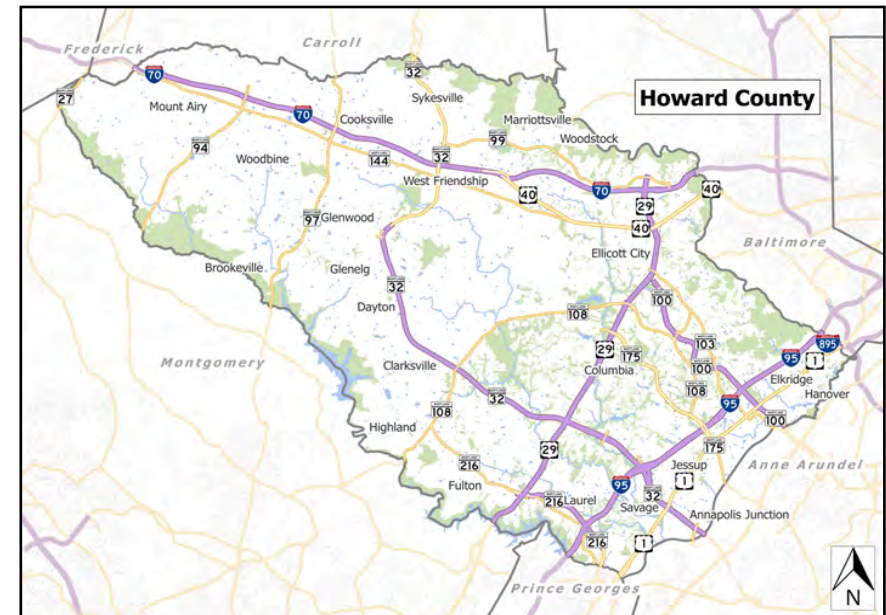
### Project Schedule

To be determined.

### Operating Budget Impact

Upon completion, the maintenance of this facility will be the responsibility of HCPSS Facilities Services. Operating cost impact is unknown at this time.

FY2023 Bonds - Annual Debt Service Payment	0
FY2023 Bonds - 20-Year Total Debt Service Payment	0
Total Project Bonds - Annual Debt Service Payment	1,251,302
Total Project Bonds - 20-Year Total Debt Service Payment	25,026,035



### Explanation of Changes

Total project cost estimate increase due to higher State rate per square foot.

# Fiscal 2023 Capital Budget

# SCHOOL SYSTEM PROJECTS

## Project: E1040-NEW ELEM SCHOOL #44

(In Thousands)				Five Year Capital Program						Master Plan				
Appropriation Object Class	Prior Appr.	FY2023 Budget	Appr. Total	Fiscal 2024	Fiscal 2025	Fiscal 2026	Fiscal 2027	Fiscal 2028	Sub Total	Fiscal 2029	Fiscal 2030	Fiscal 2031	Fiscal 2032	Total Project
PLANS & ENGINEERING	0	0	0	0	0	0	0	4,542	4,542	0	0	0	0	4,542
CONSTRUCTION	0	0	0	0	0	0	0	0	0	22,710	24,224	5,370	1,514	53,818
EQUIPMENT & FURNISHINGS	0	0	0	0	0	0	0	0	0	0	0	2,200	0	2,200
<b>Total Expenditures</b>	<b>0</b>	<b>0</b>	<b>0</b>	<b>0</b>	<b>0</b>	<b>0</b>	<b>0</b>	<b>4,542</b>	<b>4,542</b>	<b>22,710</b>	<b>24,224</b>	<b>7,570</b>	<b>1,514</b>	<b>60,560</b>
BONDS	0	0	0	0	0	0	0	0	0	7,821	6,872	181	1,514	16,388
EXCISE TAX	0	0	0	0	0	0	0	4,542	4,542	7,500	7,500	0	0	19,542
STATE AID for SCHOOLS	0	0	0	0	0	0	0	0	0	7,389	9,852	7,389	0	24,630
<b>Total Funding</b>	<b>0</b>	<b>0</b>	<b>0</b>	<b>0</b>	<b>0</b>	<b>0</b>	<b>0</b>	<b>4,542</b>	<b>4,542</b>	<b>22,710</b>	<b>24,224</b>	<b>7,570</b>	<b>1,514</b>	<b>60,560</b>

**\$0 spent and encumbered through February 2022**

**\$0 spent and encumbered through February 2021**

### Project Status

FY 2022 Budget	0	0	<b>0</b>	0	0	0	0	6,000	<b>6,000</b>	24,000	20,000	7,584		<b>57,584</b>
Difference 2022 / 2023	0	0	<b>0</b>	0	0	0	0	(1,458)	<b>(1,458)</b>	(1,290)	4,224	-14	1,514	<b>2,976</b>

Cash flow adjusted to align with potential State funding participation. Project occupancy changed to TBD.



# Fiscal 2023 Capital Budget

# SCHOOL SYSTEM PROJECTS

## Project: E1041-NEW ELEM SCHOOL #45

### Description

The New Elementary School #45 will be a new facility in the Columbia West region to accommodate enrollment growth. The complete scope of this project will be defined by the Board of Education approved construction documents (CD) brochure (see Policy 6020 in the Supporting Data Section for a complete description of the process) and any change orders approved subsequent to submittal of the CD brochure.

### Justification

Running Brook ES (with expansion) is expected to exceed 110 percent utilization by 2024. A redistricting strategy alone, which uses nearby schools like Clarksville ES will not provide as adequate solution to accommodate the projected growth. Faulkner Ridge Center was closed on July 1, 2011. This site is a likely location for redevelopment as a future school.

### Remarks

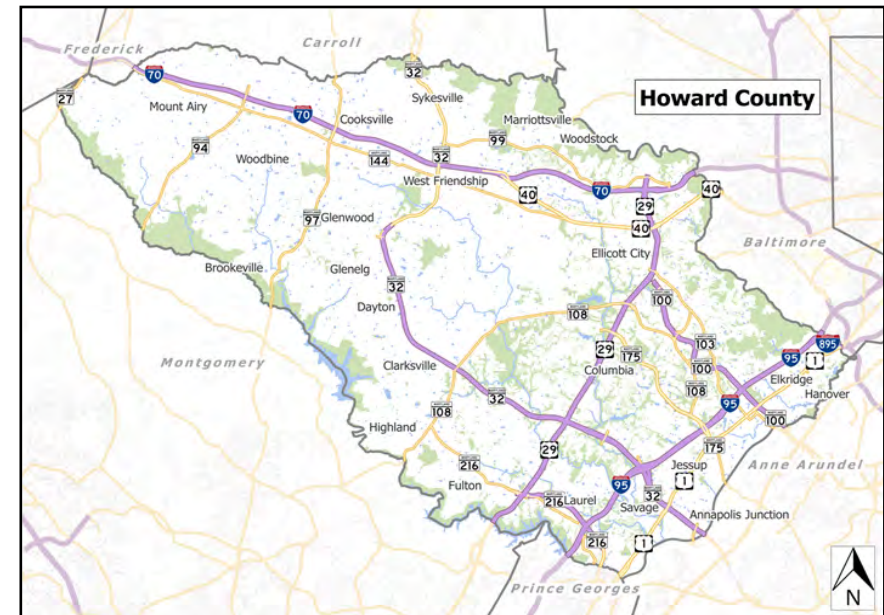
### Project Schedule

Schedule to be determined.

### Operating Budget Impact

Upon completion, the maintenance of this facility will be the responsibility of the HCPSS Facilities Services. Operating cost impact is unknown at this time.

FY2023 Bonds - Annual Debt Service Payment	0
FY2023 Bonds - 20-Year Total Debt Service Payment	0
Total Project Bonds - Annual Debt Service Payment	0
Total Project Bonds - 20-Year Total Debt Service Payment	0



### Explanation of Changes

Overall, total project cost estimate decrease due to updated square feet from 117,222 SF to 80,000 SF. Total project increase due to higher State rate per square foot. Project estimate updated due to increases in the state school construction cost per square foot.



# Fiscal 2023 Capital Budget

## Project: E1041-NEW ELEM SCHOOL #45

(In Thousands)				Five Year Capital Program						Master Plan				
Appropriation Object Class	Prior Appr.	FY2023 Budget	Appr. Total	Fiscal 2024	Fiscal 2025	Fiscal 2026	Fiscal 2027	Fiscal 2028	Sub Total	Fiscal 2029	Fiscal 2030	Fiscal 2031	Fiscal 2032	Total Project
spent and encumbered through February 2022 spent and encumbered through February 2021 Project Status														
Difference 2022 / 2023	0	0	0	0	0	0	0	0	0	0	0	0	0	0

## Project: E1043-FY2019 TALBOTT SPRINGS ELEM SCHOOL REPLACEMENT

### Description

The planned scope of work for Talbott Springs Elementary School (TSES) includes a full replacement with a capacity of 540 students to provide an energy efficient building with programmatic and physical upgrades as well as new mechanical, electrical, and technology systems. The project also addresses educational program space needs. HCPSS is seeking a state funding contribution for the full replacement project. The complete scope of this project will be defined by the Board of Education approved construction documents (CD) brochure (see Policy 6020 in the Supporting Data Section for a complete description of the process) and any change orders approved subsequent to submittal of the CD brochure.

### Justification

TSES opened in 1973 and was renovated in 2000. The school was expanded in 2000 (art room and gymnasium) and 2008 (all day kindergarten). In April 2009, HCPSS engaged Gilbert Architects Inc. to conduct a facility assessment of elementary schools. The report concluded that TSES had 18.7 percent deficiency of educational program area of the 40 elementary schools operating at that time.

### Remarks

FY21 includes \$6M in County funding previously anticipated to be funded by the State in FY21 in order to keep the project on schedule.

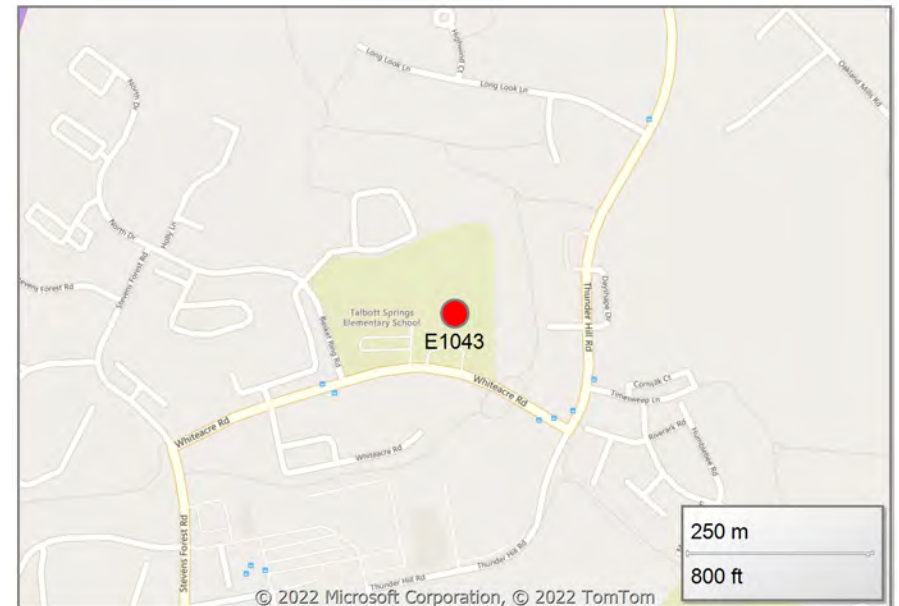
### Project Schedule

2018: Feasibility Study  
 2018-2019: Planning  
 2020-2022: Construction

### Operating Budget Impact

Upon completion, the maintenance of this facility will be the responsibility of HCPSS Facilities Services. Operating cost impact is unknown at this time.

FY2023 Bonds - Annual Debt Service Payment	0
FY2023 Bonds - 20-Year Total Debt Service Payment	0
Total Project Bonds - Annual Debt Service Payment	2,028,746
Total Project Bonds - 20-Year Total Debt Service Payment	40,574,917



### Explanation of Changes

FY19 Title changed to further define by adding Replacement. Project estimate updated due to increases in the state school construction cost per square foot.

# Fiscal 2023 Capital Budget

# SCHOOL SYSTEM PROJECTS

## Project: E1043-FY2019 TALBOTT SPRINGS ELEM SCHOOL REPLACEMENT

(In Thousands)	Five Year Capital Program										Master Plan			
	Prior Appr.	FY2023 Budget	Appr. Total	Fiscal 2024	Fiscal 2025	Fiscal 2026	Fiscal 2027	Fiscal 2028	Sub Total	Fiscal 2029	Fiscal 2030	Fiscal 2031	Fiscal 2032	Total Project
PLANS & ENGINEERING	1,750	0	1,750	0	0	0	0	0	0	0	0	0	0	1,750
CONSTRUCTION	40,117	0	40,117	0	0	0	0	0	0	0	0	0	0	40,117
EQUIPMENT & FURNISHINGS	1,600	0	1,600	0	0	0	0	0	0	0	0	0	0	1,600
OTHER	0	0	0	0	0	0	0	0	0	0	0	0	0	0
<b>Total Expenditures</b>	<b>43,467</b>	<b>0</b>	<b>43,467</b>	<b>0</b>	<b>0</b>	<b>0</b>	<b>0</b>	<b>0</b>	<b>0</b>	<b>0</b>	<b>0</b>	<b>0</b>	<b>0</b>	<b>43,467</b>
BONDS	25,570	0	25,570	0	0	0	0	0	0	0	0	0	0	25,570
STATE AID for SCHOOLS	16,897	0	16,897	0	0	0	0	0	0	0	0	0	0	16,897
EDUCATION EXCISE BONDS	1,000	0	1,000	0	0	0	0	0	0	0	0	0	0	1,000
<b>Total Funding</b>	<b>43,467</b>	<b>0</b>	<b>43,467</b>	<b>0</b>	<b>0</b>	<b>0</b>	<b>0</b>	<b>0</b>	<b>0</b>	<b>0</b>	<b>0</b>	<b>0</b>	<b>0</b>	<b>43,467</b>

**\$39,848,405 spent and encumbered through February 2022**

**\$38,377,000 spent and encumbered through February 2021**

**Project Status** 2017: Feasibility Study.

2018: Revised Feasibility Study

2017-2019: Planning.

Under construction. .

FY 2022 Budget	43,467	0	<b>43,467</b>	0	0	0	0	0	<b>0</b>	0	0	0		<b>43,467</b>
Difference 2022 / 2023	0	0	<b>0</b>	0	0	0	0	0	<b>0</b>	0	0	0	0	<b>0</b>

## Project: E1044-FY2019 SYSTEMIC RENOVATIONS

### Description

Improvements and installation of systemic renovations at various school sites. Includes projects of a critical nature such as sprinkler repair, HVAC repair, boiler|chiller replacements|repairs, window|door replacements, vehicles including but not limited to dump trucks, security initiatives including but not limited to door replacements|repairs, kitchen modernizations, special education|regional program needs, indoor environmental quality repairs, emergency replacements|repairs, and other projects in support of the local CIP outlined in the HCPSS Comprehensive Maintenance Plan, as well as emergent projects on school properties. For larger systemic renovation projects, the complete scope of these projects are defined by the Board of Education approved construction documents (CD) brochure (see Policy 6020 for complete description of process) and any change orders approved subsequent to submittal of the CD brochure.

### Justification

Program will include projects that are needed to bring older facilities up to current standards in lighting, electrical, HVAC systems, reconfiguring space, handicap accessible improvements, vehicle purchase including but not limited to dump trucks, and provide for upgrades of other building systems.

### Remarks

1. The systemic renovations project also supports emergency and deferred systemic capital projects.
2. OTHER GO represents general obligation bonds supported by transfer tax revenues.

### Project Schedule

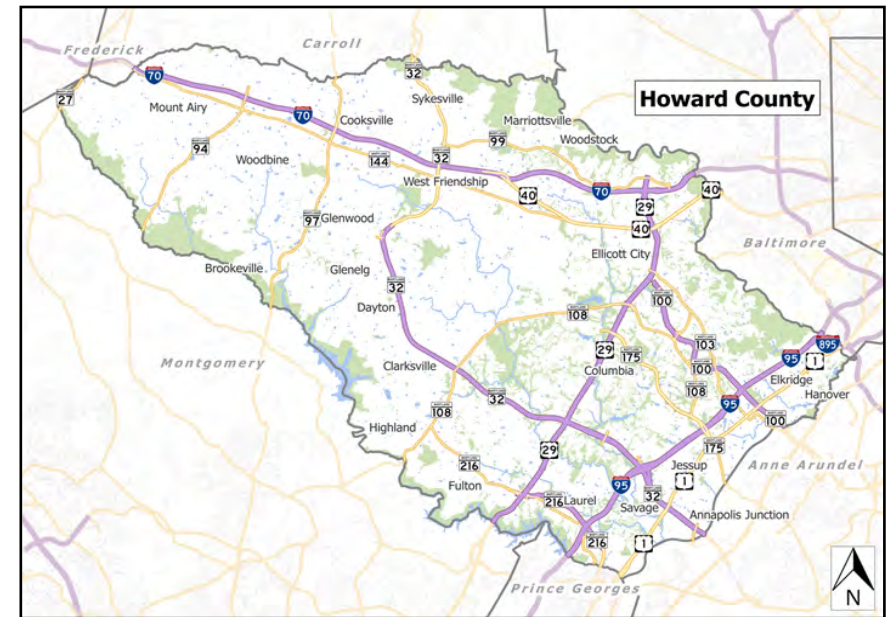
FY 2023 Capital Budget represents renovation work or planning for future construction at the following school facilities, as funding is available:

1. Applications and Research Lab Maintenance
2. West Friendship ES MBR|Well
3. Grounds|Fleet Infrastructure Capital Needs
4. HCPSS portion of Artificial Turf Replacement
5. Guilford ES Exterior Doors|Windows
6. Manor Woods ES Wastewater Treatment Plant
7. Jeffers Hill ES Boiler Replacement
8. Manor Woods ES HVAC Replacement
9. Deferred Maintenance Components
10. Administrative Office
11. Kitchen Modernizations
12. Special Education|Regional Program Needs
13. Indoor Environmental Quality Repairs
14. School Security Measures
15. Local Match for State Initiatives
16. Emergency Reserve

### Operating Budget Impact

Upon completion, the maintenance of these facilities will be the responsibility of HCPSS Facilities Services. Operating cost impact is unknown at this time.

FY2023 Bonds - Annual Debt Service Payment	22,906
FY2023 Bonds - 20-Year Total Debt Service Payment	458,129
Total Project Bonds - Annual Debt Service Payment	9,168,755
Total Project Bonds - 20-Year Total Debt Service Payment	183,375,109



### Explanation of Changes

Increased estimates of HVAC Replacements (4). Added Boiler Replacements (3) and Grounds|Fleet Infrastructure Capital Needs. Increased Emergency Reserve requests.

# Fiscal 2023 Capital Budget

# SCHOOL SYSTEM PROJECTS

## Project: E1044-FY2019 SYSTEMIC RENOVATIONS

(In Thousands)	Five Year Capital Program									Master Plan				
	Prior Appr.	FY2023 Budget	Appr. Total	Fiscal 2024	Fiscal 2025	Fiscal 2026	Fiscal 2027	Fiscal 2028	Sub Total	Fiscal 2029	Fiscal 2030	Fiscal 2031	Fiscal 2032	Total Project
CONSTRUCTION	69,201	30,630	99,831	33,767	31,843	23,909	26,226	23,000	138,745	17,000	17,000	17,000	17,000	306,576
OTHER	0	0	0	0	0	0	0	0	0	0	0	0	0	0
<b>Total Expenditures</b>	<b>69,201</b>	<b>30,630</b>	<b>99,831</b>	<b>33,767</b>	<b>31,843</b>	<b>23,909</b>	<b>26,226</b>	<b>23,000</b>	<b>138,745</b>	<b>17,000</b>	<b>17,000</b>	<b>17,000</b>	<b>17,000</b>	<b>306,576</b>
BONDS	26,182	220	26,402	6,831	6,441	6,959	7,988	4,032	32,251	12,850	12,850	12,850	17,000	114,203
EXCISE TAX	1,800	2,000	3,800	2,000	2,316	7,000	7,000	8,458	26,774	0	0	0	0	30,574
PAY AS YOU GO	3,900	10,000	13,900	10,000	10,000	0	0	0	20,000	0	0	0	0	33,900
STATE AID for SCHOOLS	6,749	7,410	14,159	5,936	5,936	2,800	4,088	3,360	22,120	0	0	0	0	36,279
TRANSFER TAX	24,772	11,000	35,772	9,000	7,150	7,150	7,150	7,150	37,600	4,150	4,150	4,150	0	85,822
Other GO	5,798	0	5,798	0	0	0	0	0	0	0	0	0	0	5,798
<b>Total Funding</b>	<b>69,201</b>	<b>30,630</b>	<b>99,831</b>	<b>33,767</b>	<b>31,843</b>	<b>23,909</b>	<b>26,226</b>	<b>23,000</b>	<b>138,745</b>	<b>17,000</b>	<b>17,000</b>	<b>17,000</b>	<b>17,000</b>	<b>306,576</b>

**\$34,518,691 spent and encumbered through February 2022**

**\$29,920,287 spent and encumbered through February 2021**

**Project Status** Ongoing. See Project Schedule and Remarks.

FY 2022 Budget	69,201	20,948	<b>90,149</b>	43,068	32,860	27,573	32,875	15,088	<b>151,464</b>	22,000	15,019	10,838		<b>289,470</b>
Difference 2022 / 2023	0	9,682	<b>9,682</b>	(9,301)	(1,017)	(3,664)	(6,649)	7,912	<b>(12,719)</b>	(5,000)	1,981	6,162	17,000	<b>17,106</b>

Changes from prior plan reflect HCPSS prioritization within affordable funding levels.

# Fiscal 2023 Capital Budget

# SCHOOL SYSTEM PROJECTS

## Project: E1045-FY2019 RELOCATABLE CLASSROOMS

### Description

This request will provide funds for the relocation of existing portable classrooms or purchase of new portable classrooms to be placed at schools in need of additional capacity. Relocation includes moving the buildings as well as installation of support services that make the buildings functional classrooms.

### Justification

Additional classroom spaces are needed to help relieve overcapacity schools until such time as permanent classroom spaces are available.

### Remarks

1. In September 2021, there were 242 relocatable/modular classrooms in use (four are used for administrative purposes at the Central Office, all others are at school sites).
2. The school system will continue to conduct regular reviews of all relocatables which will include condition and usage.
3. The potential to either remove relocatables out-of-service, transport them to other locations where needed, or place them in excess to dispose of in an appropriate manner will be decided upon annually.

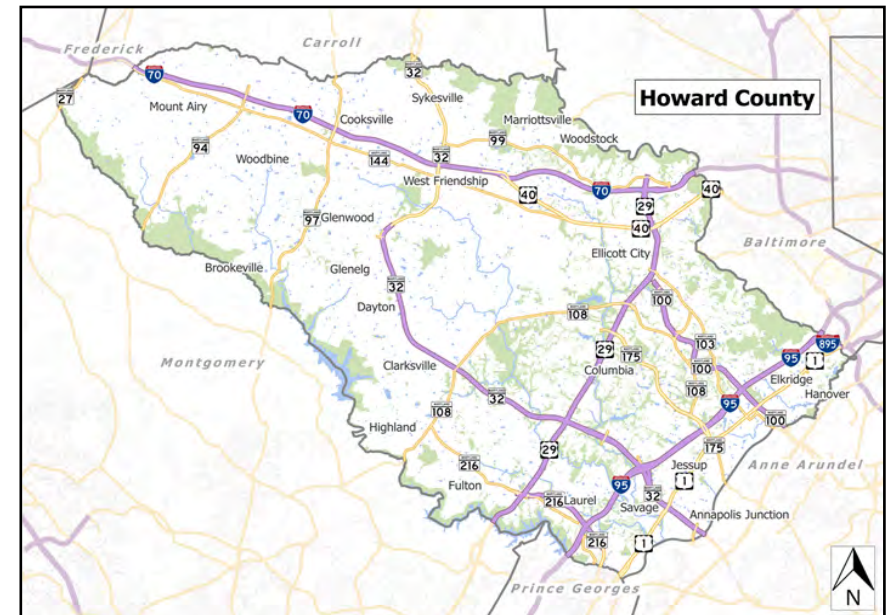
### Project Schedule

Planned: Purchase of new relocatable classrooms for Elementary School, Middle School and High School locations.

### Operating Budget Impact

Upon completion, the maintenance of these facilities will be the responsibility of HCPSS Facilities Services. Operating cost impact is unknown at this time.

FY2023 Bonds - Annual Debt Service Payment	38,177
FY2023 Bonds - 20-Year Total Debt Service Payment	763,548
Total Project Bonds - Annual Debt Service Payment	519,212
Total Project Bonds - 20-Year Total Debt Service Payment	10,384,247



### Explanation of Changes

None.

# Fiscal 2023 Capital Budget

# SCHOOL SYSTEM PROJECTS

## Project: E1045-FY2019 RELOCATABLE CLASSROOMS

(In Thousands)				Five Year Capital Program						Master Plan				
Appropriation Object Class	Prior Appr.	FY2023 Budget	Appr. Total	Fiscal 2024	Fiscal 2025	Fiscal 2026	Fiscal 2027	Fiscal 2028	Sub Total	Fiscal 2029	Fiscal 2030	Fiscal 2031	Fiscal 2032	Total Project
CONSTRUCTION	8,000	2,000	10,000	1,500	1,500	1,500	1,500	1,500	7,500	1,500	1,500	1,500	1,500	23,500
OTHER	0	0	0	0	0	0	0	0	0	0	0	0	0	0
<b>Total Expenditures</b>	<b>8,000</b>	<b>2,000</b>	<b>10,000</b>	<b>1,500</b>	<b>1,500</b>	<b>1,500</b>	<b>1,500</b>	<b>1,500</b>	<b>7,500</b>	<b>1,500</b>	<b>1,500</b>	<b>1,500</b>	<b>1,500</b>	<b>23,500</b>
BONDS	4,800	500	5,300	0	0	0	0	0	0	0	0	0	1,500	6,800
TRANSFER TAX	3,200	1,500	4,700	1,500	1,500	1,500	1,500	1,500	7,500	1,500	1,500	1,500	0	16,700
<b>Total Funding</b>	<b>8,000</b>	<b>2,000</b>	<b>10,000</b>	<b>1,500</b>	<b>1,500</b>	<b>1,500</b>	<b>1,500</b>	<b>1,500</b>	<b>7,500</b>	<b>1,500</b>	<b>1,500</b>	<b>1,500</b>	<b>1,500</b>	<b>23,500</b>

**\$6,708,092 spent and encumbered through February 2022**

**\$5,371,682 spent and encumbered through February 2021**

**Project Status** Ongoing.

FY 2022 Budget	8,000	1,500	<b>9,500</b>	1,500	1,500	1,500	1,500	1,500	<b>7,500</b>	1,500	1,500	1,500		<b>21,500</b>
Difference 2022 / 2023	0	500	<b>500</b>	0	0	0	0	0	<b>0</b>	0	0	0	1,500	<b>2,000</b>

Changes from prior plan reflect HCPSS prioritization within affordable funding levels.



# Fiscal 2023 Capital Budget

# SCHOOL SYSTEM PROJECTS

## Project: E1046-FY2019 ROOFING

### Description

Reroofing for various schools including design and construction of repairs to existing roofs, old roof removal, new flashing and drains, and installation of new roofing structure and material.

### Justification

The roof system is the largest single area of the building that must endure the most severe weather conditions. The roof protects the structural integrity of the building as well as equipment. Because of building age and environmental conditions, scheduled roof replacements must be completed to protect the investment that has been made in many facilities.

### Remarks

When feasible, roofing projects will be considered in conjunction with systemic renovations.

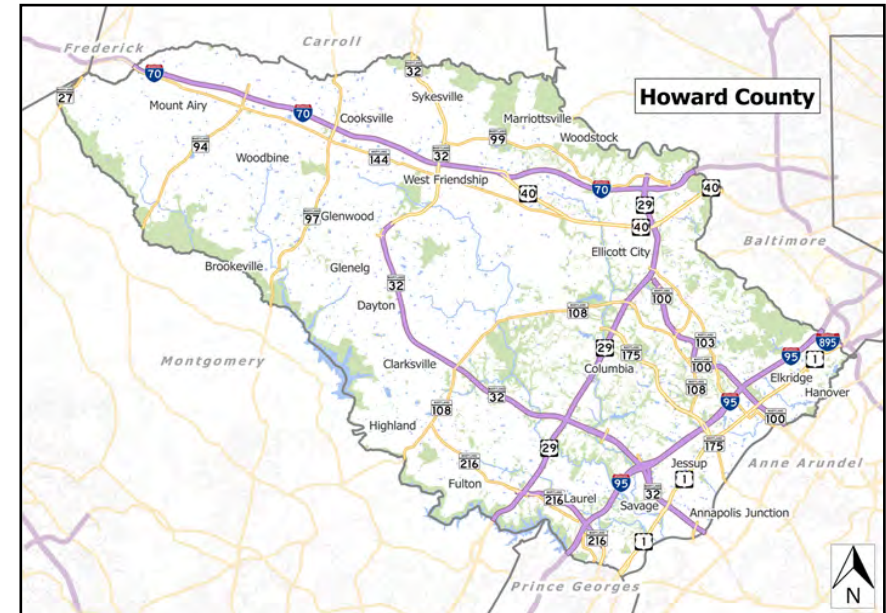
### Project Schedule

Roof replacements per individual location schedules.

### Operating Budget Impact

Estimated operating cost impact upon completion: No increase

FY2023 Bonds - Annual Debt Service Payment	44,973
FY2023 Bonds - 20-Year Total Debt Service Payment	899,459
Total Project Bonds - Annual Debt Service Payment	1,048,122
Total Project Bonds - 20-Year Total Debt Service Payment	20,962,435



### Explanation of Changes

N/A



# Fiscal 2023 Capital Budget

# SCHOOL SYSTEM PROJECTS

## Project: E1046-FY2019 ROOFING

(In Thousands)	Five Year Capital Program									Master Plan				
	Prior Appr.	FY2023 Budget	Appr. Total	Fiscal 2024	Fiscal 2025	Fiscal 2026	Fiscal 2027	Fiscal 2028	Sub Total	Fiscal 2029	Fiscal 2030	Fiscal 2031	Fiscal 2032	Total Project
CONSTRUCTION	17,997	5,000	22,997	1,000	5,000	5,000	5,000	5,000	21,000	5,000	5,000	5,000	5,000	63,997
OTHER	0	0	0	0	0	0	0	0	0	0	0	0	0	0
<b>Total Expenditures</b>	<b>17,997</b>	<b>5,000</b>	<b>22,997</b>	<b>1,000</b>	<b>5,000</b>	<b>5,000</b>	<b>5,000</b>	<b>5,000</b>	<b>21,000</b>	<b>5,000</b>	<b>5,000</b>	<b>5,000</b>	<b>5,000</b>	<b>63,997</b>
BONDS	8,888	4,000	12,888	0	250	250	250	250	1,000	250	250	250	2,500	17,138
EXCISE TAX	1,000	0	1,000	0	0	0	0	0	0	0	0	0	0	1,000
STATE AID for SCHOOLS	8,109	0	8,109	0	2,500	2,500	2,500	2,500	10,000	2,500	2,500	2,500	2,500	28,109
TRANSFER TAX	0	1,000	1,000	1,000	2,250	2,250	2,250	2,250	10,000	2,250	2,250	2,250	0	17,750
<b>Total Funding</b>	<b>17,997</b>	<b>5,000</b>	<b>22,997</b>	<b>1,000</b>	<b>5,000</b>	<b>5,000</b>	<b>5,000</b>	<b>5,000</b>	<b>21,000</b>	<b>5,000</b>	<b>5,000</b>	<b>5,000</b>	<b>5,000</b>	<b>63,997</b>

**\$9,841,837 spent and encumbered through February 2022**

**\$4,188,342 spent and encumbered through February 2021**

**Project Status** Ongoing.

FY 2022 Budget	17,997	1,000	<b>18,997</b>	1,000	4,750	4,750	4,750	4,750	<b>20,000</b>	4,750	4,750	4,750		<b>53,247</b>
Difference 2022 / 2023	0	4,000	<b>4,000</b>	0	250	250	250	250	<b>1,000</b>	250	250	250	5,000	<b>10,750</b>

# Fiscal 2023 Capital Budget

# SCHOOL SYSTEM PROJECTS

## Project: E1047-SITE ACQUISITION AND CONSTRUCTION RESERVE

### Description

This project is a contingency fund for site acquisition and school construction reserve at various school sites. Recent emergent maintenance requirements have strained the school system's existing construction contingency accounts and additional funding is required to ensure that urgently needed repairs can be completed without delay.

### Justification

This project is needed as a contingency reserve providing funds for use on an as-needed basis.

### Remarks

Site funds are needed for future enrollment growth.

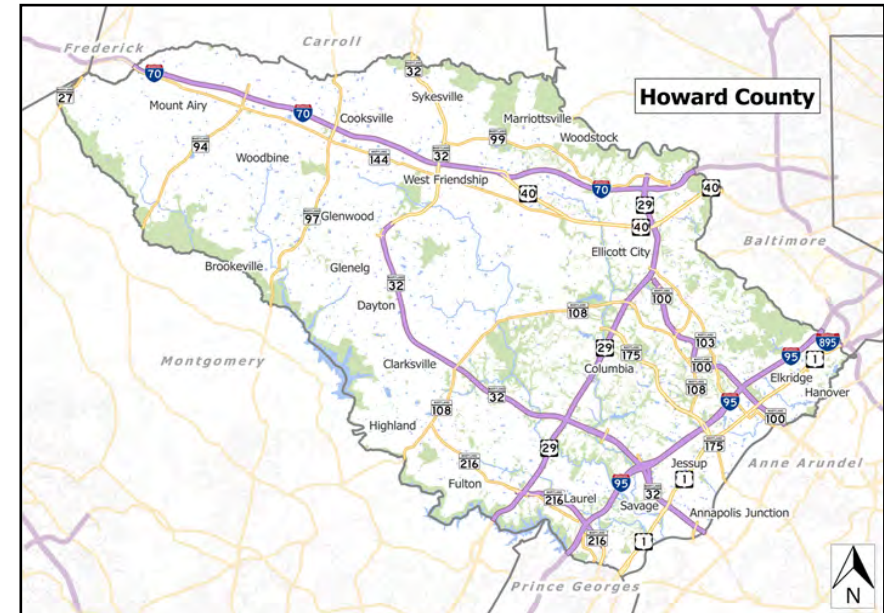
### Project Schedule

Ongoing.

### Operating Budget Impact

Estimated operating cost impact upon completion: No increase

FY2023 Bonds - Annual Debt Service Payment	76,355
FY2023 Bonds - 20-Year Total Debt Service Payment	1,527,095
Total Project Bonds - Annual Debt Service Payment	878,080
Total Project Bonds - 20-Year Total Debt Service Payment	17,561,594



### Explanation of Changes

N/A

# Fiscal 2023 Capital Budget

# SCHOOL SYSTEM PROJECTS

## Project: E1047-SITE ACQUISITION AND CONSTRUCTION RESERVE

(In Thousands)				Five Year Capital Program						Master Plan				
Appropriation Object Class	Prior Appr.	FY2023 Budget	Appr. Total	Fiscal 2024	Fiscal 2025	Fiscal 2026	Fiscal 2027	Fiscal 2028	Sub Total	Fiscal 2029	Fiscal 2030	Fiscal 2031	Fiscal 2032	Total Project
CONSTRUCTION	0	1,000	1,000	0	0	0	2,000	2,000	4,000	2,000	2,000	2,000	2,000	13,000
<b>Total Expenditures</b>	<b>0</b>	<b>1,000</b>	<b>1,000</b>	<b>0</b>	<b>0</b>	<b>0</b>	<b>2,000</b>	<b>2,000</b>	<b>4,000</b>	<b>2,000</b>	<b>2,000</b>	<b>2,000</b>	<b>2,000</b>	<b>13,000</b>
BONDS	0	1,000	1,000	0	0	0	2,000	500	2,500	2,000	2,000	2,000	2,000	11,500
EXCISE TAX	0	0	0	0	0	0	0	1,500	1,500	0	0	0	0	1,500
<b>Total Funding</b>	<b>0</b>	<b>1,000</b>	<b>1,000</b>	<b>0</b>	<b>0</b>	<b>0</b>	<b>2,000</b>	<b>2,000</b>	<b>4,000</b>	<b>2,000</b>	<b>2,000</b>	<b>2,000</b>	<b>2,000</b>	<b>13,000</b>

**\$0 spent and encumbered through February 2022**

**\$0 spent and encumbered through February 2021**

**Project Status** Ongoing.

FY 2022 Budget	0	0	<b>0</b>	0	0	0	0	2,000	<b>2,000</b>	1,999	2,000	2,000		<b>7,999</b>
Difference 2022 / 2023	0	1,000	<b>1,000</b>	0	0	0	2,000	0	<b>2,000</b>	1	0	0	2,000	<b>5,001</b>

Changes from prior plan reflect the inability to fund at current funding levels.

# Fiscal 2023 Capital Budget

# SCHOOL SYSTEM PROJECTS

## Project: E1048-FY2019 TECHNOLOGY

### Description

A capital project to provide and sustain a viable technology infrastructure consistent with the HCPSS strategic technology plan at various school sites.

### Justification

Funds are required for continuous improvements and upgrades to the HCPSS network infrastructure, computer systems, and applications to ensure that instruction and business technology needs are met in a secure, standard, and equitable manner.

### Remarks

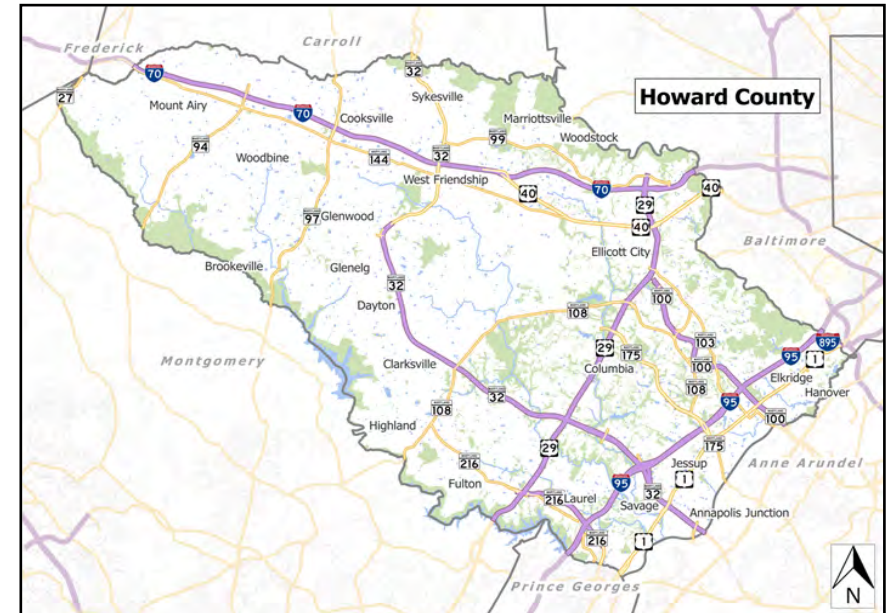
### Project Schedule

Eligible Projects Including but not limited to: School Servers, Wireless APs+Ctrls, Data Center Switches, VOIP Switches+Tel Sets, curriculum computers, Testing+Instructional computers, and HS labs computers, telecommunication systems, Cybersecurity, Enterprise Printing, Student Devices, Enterprise Infrastructure, and Enterprise Applications.

### Operating Budget Impact

Estimated operating cost impact upon completion: No increase

FY2023 Bonds - Annual Debt Service Payment	343,596
FY2023 Bonds - 20-Year Total Debt Service Payment	6,871,928
Total Project Bonds - Annual Debt Service Payment	2,596,062
Total Project Bonds - 20-Year Total Debt Service Payment	51,921,234



### Explanation of Changes

N/A

# Fiscal 2023 Capital Budget

# SCHOOL SYSTEM PROJECTS

## Project: E1048-FY2019 TECHNOLOGY

(In Thousands)				Five Year Capital Program						Master Plan				
Appropriation Object Class	Prior Appr.	FY2023 Budget	Appr. Total	Fiscal 2024	Fiscal 2025	Fiscal 2026	Fiscal 2027	Fiscal 2028	Sub Total	Fiscal 2029	Fiscal 2030	Fiscal 2031	Fiscal 2032	Total Project
EQUIPMENT & FURNISHINGS	7,500	5,500	13,000	5,500	7,500	7,500	5,500	5,500	31,500	5,500	5,500	5,500	5,500	66,500
OTHER	0	0	0	0	0	0	0	0	0	0	0	0	0	0
<b>Total Expenditures</b>	<b>7,500</b>	<b>5,500</b>	<b>13,000</b>	<b>5,500</b>	<b>7,500</b>	<b>7,500</b>	<b>5,500</b>	<b>5,500</b>	<b>31,500</b>	<b>5,500</b>	<b>5,500</b>	<b>5,500</b>	<b>5,500</b>	<b>66,500</b>
BONDS	0	4,500	4,500	2,500	4,500	4,500	2,500	2,500	16,500	2,500	2,500	2,500	5,500	34,000
TRANSFER TAX	7,500	1,000	8,500	3,000	3,000	3,000	3,000	3,000	15,000	3,000	3,000	3,000	0	32,500
<b>Total Funding</b>	<b>7,500</b>	<b>5,500</b>	<b>13,000</b>	<b>5,500</b>	<b>7,500</b>	<b>7,500</b>	<b>5,500</b>	<b>5,500</b>	<b>31,500</b>	<b>5,500</b>	<b>5,500</b>	<b>5,500</b>	<b>5,500</b>	<b>66,500</b>

**\$2,437,404 spent and encumbered through February 2022**

**\$1,633,771 spent and encumbered through February 2021**

**Project Status** Technology improvements provide instructional opportunities that assist teachers as they provide students opportunities to master technology literacy standards and gain college and career ready skills and knowledge.

FY 2022 Budget	7,500	1,000	<b>8,500</b>	3,000	3,000	3,000	3,000	3,000	<b>15,000</b>	3,000	3,000	3,000		<b>32,500</b>
Difference 2022 / 2023	0	4,500	<b>4,500</b>	2,500	4,500	4,500	2,500	2,500	<b>16,500</b>	2,500	2,500	2,500	5,500	<b>34,000</b>

Changes from prior plan reflect HCPSS prioritization within affordable funding levels.

## Project: E1049-DUNLOGGIN MS RENOVATION/ADDITION

### Description

A project to expand educational program spaces with 233 seats of new capacity and renovate Dunloggin Middle School. The renovation will include a complete systemic renovation of the existing building including new electrical, mechanical, plumbing, technology, roofing and life safety systems. The seats of additional classroom space and core infrastructure space will allow the building to operate effectively at the larger capacity. Interior spaces will be reconfigured, new finishes provided, accessibility improved, and new spaces added as required to bring the facility into compliance with renovation specifications. The complete scope of this project is defined by the Board of Education approved construction documents (CD) brochure (see Policy 6020 for complete description of process) and any change orders approved subsequent to submittal of the CD brochure.

### Justification

A 2008 facility assessment of middle schools concluded that Dunloggin Middle School has a 13.8 percent deficiency of educational program area of the 19 middle schools operating at that time.

### Remarks

The original building was constructed in 1973.

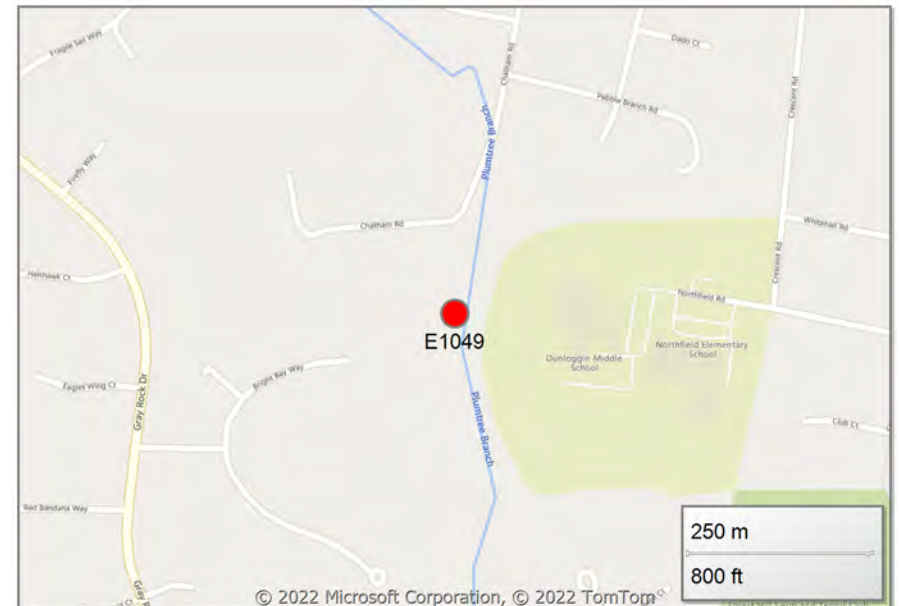
### Project Schedule

- 2024: Feasibility Study
- 2024-2025: Planning
- 2025-2027: Construction

### Operating Budget Impact

Upon completion, the maintenance of this facility will be the responsibility of HCPSS Facilities Services. Operating cost impact is unknown at this time.

FY2023 Bonds - Annual Debt Service Payment	0
FY2023 Bonds - 20-Year Total Debt Service Payment	0
Total Project Bonds - Annual Debt Service Payment	1,646,285
Total Project Bonds - 20-Year Total Debt Service Payment	32,925,698



### Explanation of Changes

Project estimate updated due to increases in the state school construction cost per square foot and increased design capacity.

# Fiscal 2023 Capital Budget

# SCHOOL SYSTEM PROJECTS

## Project: E1049-DUNLOGGIN MS RENOVATION/ADDITION

(In Thousands)				Five Year Capital Program						Master Plan				
Appropriation Object Class	Prior Appr.	FY2023 Budget	Appr. Total	Fiscal 2024	Fiscal 2025	Fiscal 2026	Fiscal 2027	Fiscal 2028	Sub Total	Fiscal 2029	Fiscal 2030	Fiscal 2031	Fiscal 2032	Total Project
PLANS & ENGINEERING	0	0	0	4,004	0	0	0	0	4,004	0	0	0	0	4,004
CONSTRUCTION	0	0	0	0	6,673	21,352	11,445	6,673	46,143	1,135	0	0	0	47,278
EQUIPMENT & FURNISHINGS	0	0	0	0	0	0	1,900	0	1,900	0	0	0	0	1,900
<b>Total Expenditures</b>	<b>0</b>	<b>0</b>	<b>0</b>	<b>4,004</b>	<b>6,673</b>	<b>21,352</b>	<b>13,345</b>	<b>6,673</b>	<b>52,047</b>	<b>1,135</b>	<b>0</b>	<b>0</b>	<b>0</b>	<b>53,182</b>
BONDS	0	0	0	447	0	8,536	4,770	6,673	20,426	1,135	0	0	0	21,561
EXCISE TAX	0	0	0	3,557	119	4,077	2,021	0	9,774	0	0	0	0	9,774
STATE AID for SCHOOLS	0	0	0	0	6,554	8,739	6,554	0	21,847	0	0	0	0	21,847
<b>Total Funding</b>	<b>0</b>	<b>0</b>	<b>0</b>	<b>4,004</b>	<b>6,673</b>	<b>21,352</b>	<b>13,345</b>	<b>6,673</b>	<b>52,047</b>	<b>1,135</b>	<b>0</b>	<b>0</b>	<b>0</b>	<b>53,182</b>

**\$0 spent and encumbered through February 2022**

**\$0 spent and encumbered through February 2021**

### Project Status

FY 2022 Budget	0	0	<b>0</b>	3,557	9,555	14,077	14,418	5,884	<b>47,491</b>	0	0	0		<b>47,491</b>
Difference 2022 / 2023	0	0	<b>0</b>	447	(2,882)	7,275	(1,073)	789	<b>4,556</b>	1,135	0	0	0	<b>5,691</b>

Cash flows adjusted to aid affordability and to align with potential State funding participation.

## Project: E1050-CLARKSVILLE ES ADDITION

### Description

The Clarksville Elementary School project will expand educational program spaces with 150 seats of new capacity for a new Elementary Regional Language Immersion Program. The program is under development and project details are forthcoming. The complete scope of this project will be defined by the Board of Education approved construction documents (CD) brochure (see Policy 6020 in the Supporting Data Section for a complete description of the process) and any change orders approved subsequent to submittal of the CD brochure.

### Justification

This project calls for an expansion of the educational program spaces to address space needed for the new Elementary Regional Language Immersion Program.

### Remarks

1. The original building was built in 1964.
2. The last renovation/addition was in 2002.

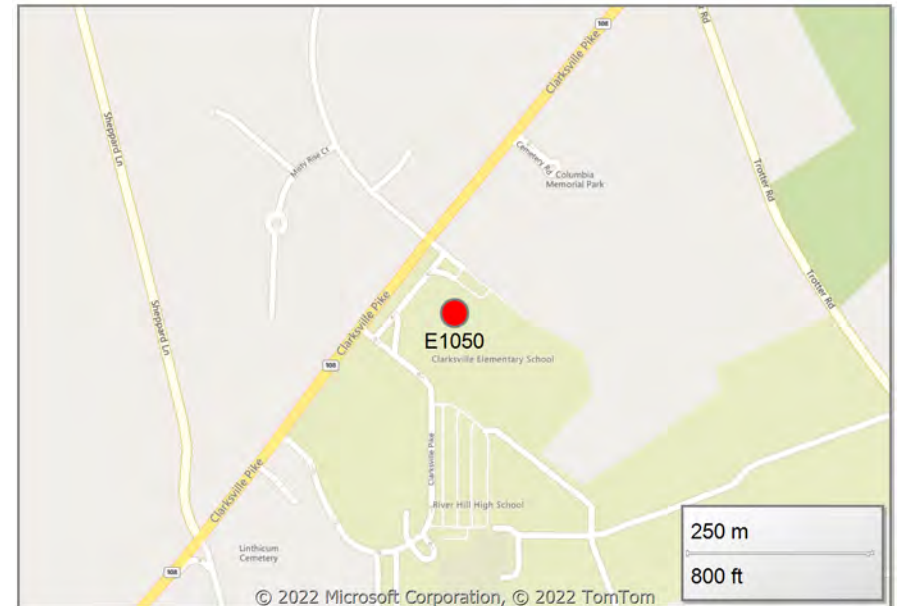
### Project Schedule

FY20 - Project is in the financial close out process

### Operating Budget Impact

Upon completion, the maintenance of this facility will be the responsibility of HCPSS Facilities Services. Operating cost impact is unknown at this time.

FY2023 Bonds - Annual Debt Service Payment	0
FY2023 Bonds - 20-Year Total Debt Service Payment	0
Total Project Bonds - Annual Debt Service Payment	0
Total Project Bonds - 20-Year Total Debt Service Payment	0





# Fiscal 2023 Capital Budget

## Project: E1050-CLARKSVILLE ES ADDITION

(In Thousands)	Five Year Capital Program									Master Plan				
Appropriation Object Class	Prior Appr.	FY2023 Budget	Appr. Total	Fiscal 2024	Fiscal 2025	Fiscal 2026	Fiscal 2027	Fiscal 2028	Sub Total	Fiscal 2029	Fiscal 2030	Fiscal 2031	Fiscal 2032	Total Project
<b>spent and encumbered through February 2022</b> <b>spent and encumbered through February 2021</b> <b>Project Status</b> Planning.														
Difference 2022 / 2023	0	0	0	0	0	0	0	0	0	0	0	0	0	0

Project removed from long-range budget request indefinitely.

# Fiscal 2023 Capital Budget

# SCHOOL SYSTEM PROJECTS

## Project: E1052-FY2024 NEW HIGH SCHOOL #14

### Description

The New High School #14 will be a new facility. The completed scope of this project will be defined by the Board of Education approved construction documents (CD) brochure (see Policy 6020 in the Supporting Data Section for a complete description of the process) and any change orders approved subsequent to submittal of the CD brochure.

### Justification

The projection shows continued growth for high school enrollment, with much of the growth along the Route 1 Corridor. The construction of HS #13 and the Hammond HS addition are scheduled to open in September 2023). Projections through 2030 indicate continued enrollment increases and the possible need for a 14th high school in the early to mid-2030s. Projections are developed and monitored annually.

### Remarks

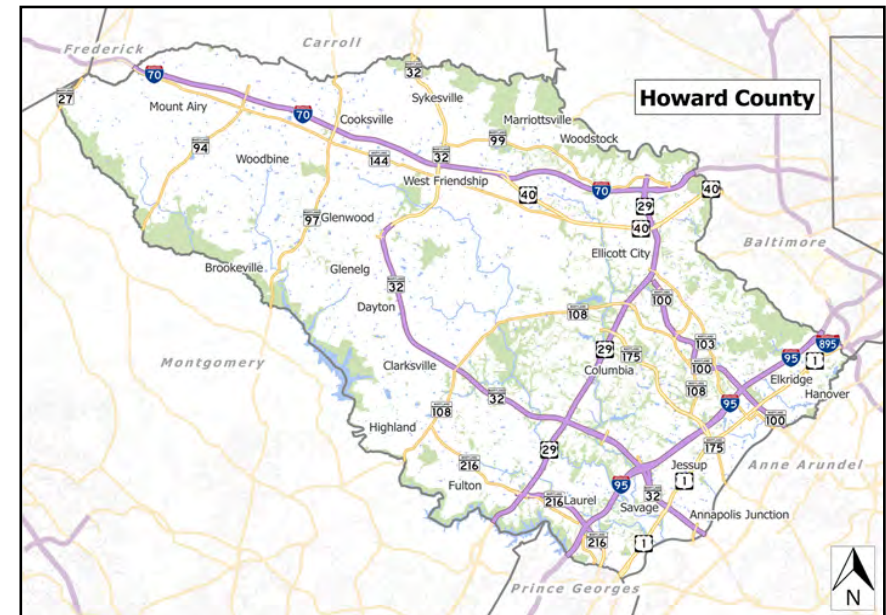
### Project Schedule

Schedule to be determined.

### Operating Budget Impact

Upon completion, the maintenance of this facility will be the responsibility of the HCPSS Facilities Services. Operating cost impact is unknown at this time.

FY2023 Bonds - Annual Debt Service Payment	0
FY2023 Bonds - 20-Year Total Debt Service Payment	0
Total Project Bonds - Annual Debt Service Payment	7,314,480
Total Project Bonds - 20-Year Total Debt Service Payment	146,289,604



# Fiscal 2023 Capital Budget

# SCHOOL SYSTEM PROJECTS

## Project: E1052-FY2024 NEW HIGH SCHOOL #14

(In Thousands)				Five Year Capital Program						Master Plan				
Appropriation Object Class	Prior Appr.	FY2023 Budget	Appr. Total	Fiscal 2024	Fiscal 2025	Fiscal 2026	Fiscal 2027	Fiscal 2028	Sub Total	Fiscal 2029	Fiscal 2030	Fiscal 2031	Fiscal 2032	Total Project
PLANS & ENGINEERING	0	0	0	0	0	0	0	0	0	0	12,322	61,611	65,718	139,651
<b>Total Expenditures</b>	<b>0</b>	<b>0</b>	<b>0</b>	<b>0</b>	<b>0</b>	<b>0</b>	<b>0</b>	<b>0</b>	<b>0</b>	<b>0</b>	<b>12,322</b>	<b>61,611</b>	<b>65,718</b>	<b>139,651</b>
BONDS	0	0	0	0	0	0	0	0	0	0	12,322	42,816	40,658	95,796
STATE AID for SCHOOLS	0	0	0	0	0	0	0	0	0	0	0	18,795	25,060	43,855
<b>Total Funding</b>	<b>0</b>	<b>0</b>	<b>0</b>	<b>0</b>	<b>0</b>	<b>0</b>	<b>0</b>	<b>0</b>	<b>0</b>	<b>0</b>	<b>12,322</b>	<b>61,611</b>	<b>65,718</b>	<b>139,651</b>

**\$0 spent and encumbered through February 2022**

**\$0 spent and encumbered through February 2021**

### Project Status

FY 2022 Budget	0	0	<b>0</b>	0	0	0	0	0	<b>0</b>	0	15,000	40,000		<b>55,000</b>
Difference 2022 / 2023	0	0	<b>0</b>	0	0	0	0	0	<b>0</b>	0	-2,678	21,611	65,718	<b>84,651</b>

## Project: E1053 - OAKLAND MILLS HIGH SCHOOL RENOVATION

### Description

The Oakland Mills High School project will renovate the existing facility. The renovation may include new electrical, mechanical, plumbing, technology, roofing, and life safety systems as applicable per the scope of work. Some interior spaces may be reconfigured, new finishes provided, accessibility improved to bring the facility into compliance with the Howard County Public School System Guidance Manual for Renovations and Modernizations of Existing Schools. The complete scope of this project will be defined by the Board of Education approved construction documents (CD) brochure (see Policy 6020 in the Supporting Data Section for a complete description of the process) and any change orders approved subsequent to submittal of the CD brochure.

### Justification

Oakland Mills High School opened in 1973, was renovated in 1998, and had an addition in 2004. The 2008 Gilbert Architect facility assessment documented the necessity for this renovation. The renovation is required to update and align the facility with current educational standards.

### Remarks

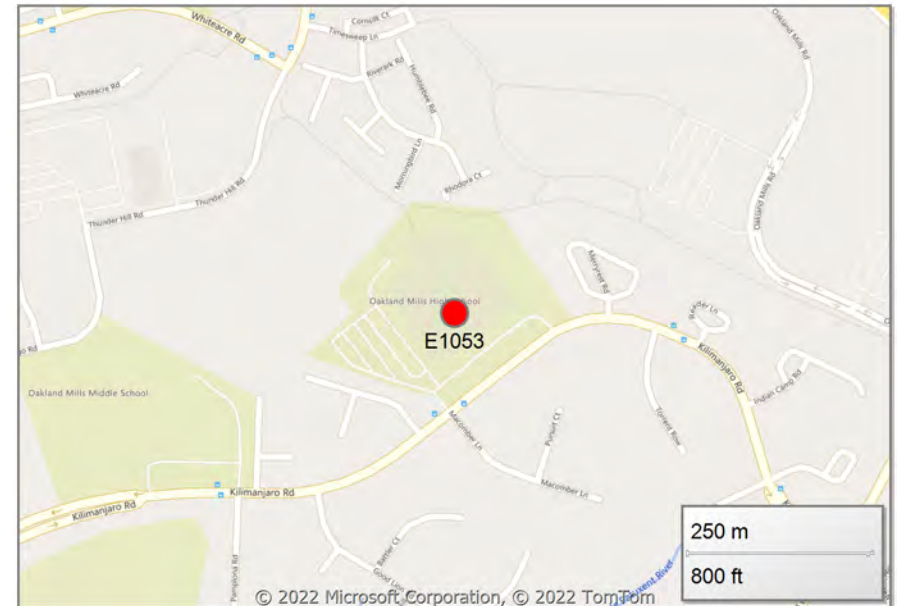
### Project Schedule

October 2024-March 2025: Feasibility Study and Education Specifications  
 April 2025-September 2026: Planning  
 April 2027-August 2030: Construction

### Operating Budget Impact

Upon completion, the maintenance of this facility will be the responsibility of the HCPSS Facilities Services. Operating cost impact is unknown at this time.

FY2023 Bonds - Annual Debt Service Payment	0
FY2023 Bonds - 20-Year Total Debt Service Payment	0
Total Project Bonds - Annual Debt Service Payment	5,088,052
Total Project Bonds - 20-Year Total Debt Service Payment	101,761,038



# Fiscal 2023 Capital Budget

# SCHOOL SYSTEM PROJECTS

## Project: E1053 - OAKLAND MILLS HIGH SCHOOL RENOVATION

(In Thousands)				Five Year Capital Program						Master Plan				
Appropriation Object Class	Prior Appr.	FY2023 Budget	Appr. Total	Fiscal 2024	Fiscal 2025	Fiscal 2026	Fiscal 2027	Fiscal 2028	Sub Total	Fiscal 2029	Fiscal 2030	Fiscal 2031	Fiscal 2032	Total Project
PLANS & ENGINEERING	0	0	0	0	0	8,250	0	0	8,250	0	0	0	0	8,250
CONSTRUCTION	0	0	0	0	0	0	13,750	33,000	46,750	27,500	21,000	2,750	0	98,000
EQUIPMENT & FURNISHINGS	0	0	0	0	0	0	0	0	0	0	3,750	0	0	3,750
<b>Total Expenditures</b>	<b>0</b>	<b>0</b>	<b>0</b>	<b>0</b>	<b>0</b>	<b>8,250</b>	<b>13,750</b>	<b>33,000</b>	<b>55,000</b>	<b>27,500</b>	<b>24,750</b>	<b>2,750</b>	<b>0</b>	<b>110,000</b>
BONDS	0	0	0	0	0	8,250	741	15,655	24,646	14,491	24,750	2,750	0	66,637
STATE AID for SCHOOLS	0	0	0	0	0	0	13,009	17,345	30,354	13,009	0	0	0	43,363
<b>Total Funding</b>	<b>0</b>	<b>0</b>	<b>0</b>	<b>0</b>	<b>0</b>	<b>8,250</b>	<b>13,750</b>	<b>33,000</b>	<b>55,000</b>	<b>27,500</b>	<b>24,750</b>	<b>2,750</b>	<b>0</b>	<b>110,000</b>

**\$0 spent and encumbered through February 2022  
 spent and encumbered through February 2021  
 Project Status**

Difference 2022 / 2023	0	0	0	0	0	8,250	13,750	33,000	55,000	27,500	24,750	2,750	0	110,000
------------------------	---	---	---	---	---	-------	--------	--------	--------	--------	--------	-------	---	---------

## Project: E1054 - REGIONAL EARLY CHILDHOOD CENTER

### Description

A dedicated facility for a Regional Early Childhood Center is a new concept and may be located at an existing or new facility. A scope study is planned to determine the best location and capacity needs for this regional education center. The complete scope of this project will be defined by the Board of Education approved construction documents (CD) brochure (see Policy 6020 in the Supporting Data Section for a complete description of the process) and any change orders approved subsequent to submittal of the CD brochure.

### Justification

This facility could accommodate early childhood needs for the Western Columbia area, with an estimated 15-20 classrooms. Spaces for existing programs in elementary schools in this area could be repurposed for K-5 capacity. Classrooms currently used for early childhood programs in elementary schools could be converted for K-5 use and counted toward K-5 capacity. As part of a larger, long term study of strategies to address regional program needs and community collaborative use, all sites in this area, starting with Faulkner Ridge will be evaluated.

### Remarks

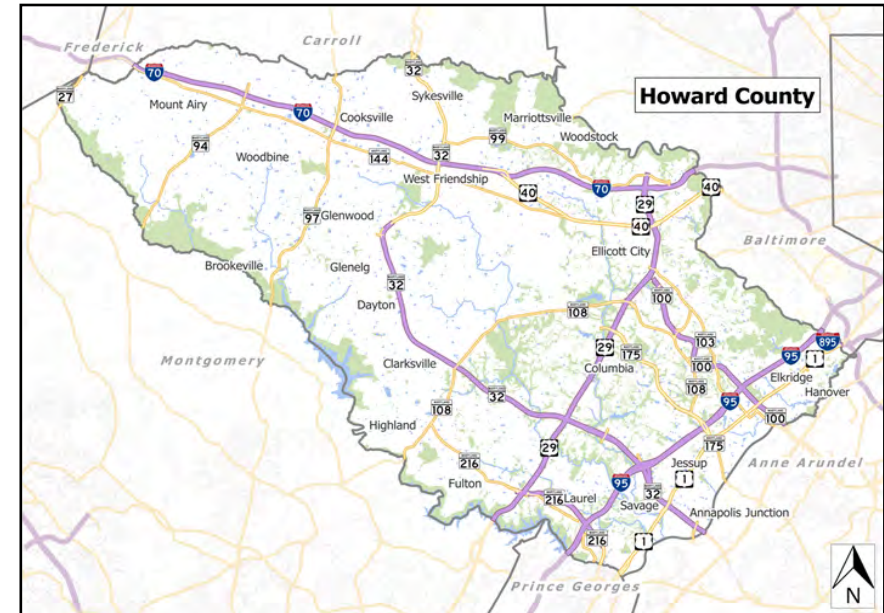
### Project Schedule

Schedule to be determined.

### Operating Budget Impact

Upon completion, the maintenance of this facility will be the responsibility of the HCPSS Facilities Services. Operating cost impact is unknown at this time.

FY2023 Bonds - Annual Debt Service Payment	0
FY2023 Bonds - 20-Year Total Debt Service Payment	0
Total Project Bonds - Annual Debt Service Payment	292,210
Total Project Bonds - 20-Year Total Debt Service Payment	5,844,193



# Fiscal 2023 Capital Budget

# SCHOOL SYSTEM PROJECTS

## Project: E1054 - REGIONAL EARLY CHILDHOOD CENTER

(In Thousands)				Five Year Capital Program						Master Plan				
Appropriation Object Class	Prior Appr.	FY2023 Budget	Appr. Total	Fiscal 2024	Fiscal 2025	Fiscal 2026	Fiscal 2027	Fiscal 2028	Sub Total	Fiscal 2029	Fiscal 2030	Fiscal 2031	Fiscal 2032	Total Project
PLANS & ENGINEERING	0	0	0	0	0	0	0	0	0	0	0	1,435	0	1,435
CONSTRUCTION	0	0	0	0	0	0	0	0	0	0	0	0	2,392	2,392
<b>Total Expenditures</b>	<b>0</b>	<b>0</b>	<b>0</b>	<b>0</b>	<b>0</b>	<b>0</b>	<b>0</b>	<b>0</b>	<b>0</b>	<b>0</b>	<b>0</b>	<b>1,435</b>	<b>2,392</b>	<b>3,827</b>
BONDS	0	0	0	0	0	0	0	0	0	0	0	1,435	2,392	3,827
<b>Total Funding</b>	<b>0</b>	<b>0</b>	<b>0</b>	<b>0</b>	<b>0</b>	<b>0</b>	<b>0</b>	<b>0</b>	<b>0</b>	<b>0</b>	<b>0</b>	<b>1,435</b>	<b>2,392</b>	<b>3,827</b>

**\$0 spent and encumbered through February 2022  
 spent and encumbered through February 2021  
 Project Status**

Difference 2022 / 2023	0	0	<b>0</b>	0	0	0	0	0	<b>0</b>	0	0	1,435	2,392	<b>3,827</b>
------------------------	---	---	----------	---	---	---	---	---	----------	---	---	-------	-------	--------------

## Project: E1055 - NORTHERN REGIONAL ELEMENTARY SCHOOL ADDITION

### Description

The Northern Region Elementary School Addition will be an addition to an existing facility. The location is to be determined. An addition of approximately 298 seats is proposed at this time for this project. The region's need will continue to be assessed and the project scope will be developed as the project nears. The complete scope of this project will be defined by the Board of Education approved construction documents (CD) brochure (see Policy 6020 in the Supporting Data Section for a complete description of the process) and any change orders approved subsequent to submittal of the CD brochure.

### Justification

Based upon enrollment projections, additional elementary school seats are needed to accommodate enrollment growth in the northern region of Howard County. The enrollment growth in schools of that region supports the need for additional seats. The need and proposed project were first identified in the 2021 Feasibility Study.

### Remarks

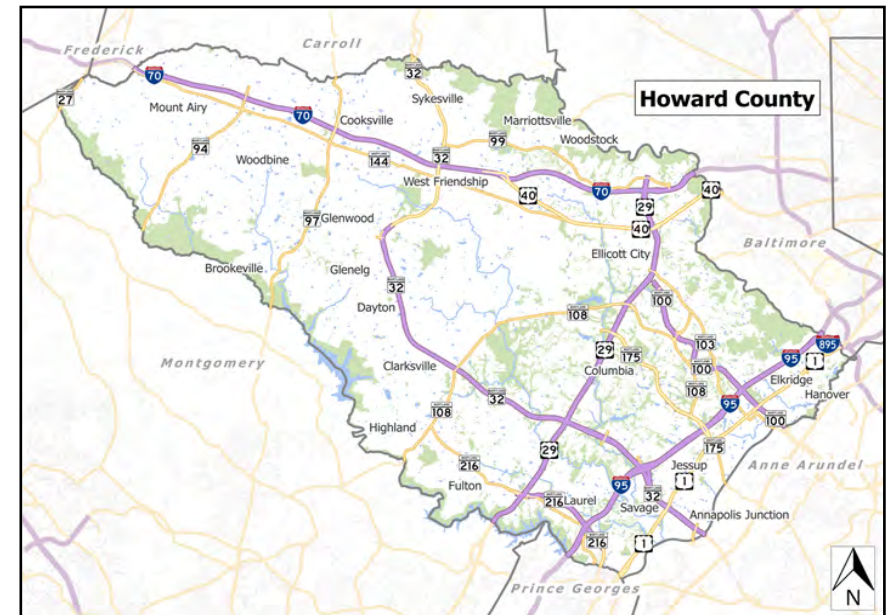
### Project Schedule

Schedule to be determined.

### Operating Budget Impact

Upon completion, the maintenance of this facility will be the responsibility of the HCPSS Facilities Services. Operating cost impact is unknown at this time.

FY2023 Bonds - Annual Debt Service Payment	0
FY2023 Bonds - 20-Year Total Debt Service Payment	0
Total Project Bonds - Annual Debt Service Payment	56,884
Total Project Bonds - 20-Year Total Debt Service Payment	1,137,686





# Fiscal 2023 Capital Budget

# SCHOOL SYSTEM PROJECTS

## Project: E1055 - NORTHERN REGIONAL ELEMENTARY SCHOOL ADDITION

(In Thousands)				Five Year Capital Program						Master Plan				
Appropriation Object Class	Prior Appr.	FY2023 Budget	Appr. Total	Fiscal 2024	Fiscal 2025	Fiscal 2026	Fiscal 2027	Fiscal 2028	Sub Total	Fiscal 2029	Fiscal 2030	Fiscal 2031	Fiscal 2032	Total Project
PLANS & ENGINEERING	0	0	0	0	0	0	0	0	0	0	0	0	745	745
<b>Total Expenditures</b>	<b>0</b>	<b>0</b>	<b>0</b>	<b>0</b>	<b>0</b>	<b>0</b>	<b>0</b>	<b>0</b>	<b>0</b>	<b>0</b>	<b>0</b>	<b>0</b>	<b>745</b>	<b>745</b>
BONDS	0	0	0	0	0	0	0	0	0	0	0	0	745	745
<b>Total Funding</b>	<b>0</b>	<b>0</b>	<b>0</b>	<b>0</b>	<b>0</b>	<b>0</b>	<b>0</b>	<b>0</b>	<b>0</b>	<b>0</b>	<b>0</b>	<b>0</b>	<b>745</b>	<b>745</b>

**\$0 spent and encumbered through February 2022**

**spent and encumbered through February 2021**

### Project Status

Difference 2022 / 2023	0	0	<b>0</b>	0	0	0	0	0	<b>0</b>	0	0	0	745	<b>745</b>
------------------------	---	---	----------	---	---	---	---	---	----------	---	---	---	-----	------------

## Project: E1056 - PATAPSCO MS RENOVATION/ADDITION

### Description

The Patapsco Middle School project will renovate and add seats to the existing facility. Renovation may include new electrical, mechanical, plumbing, technology, roofing, and life safety systems as applicable per the scope of work. Some interior spaces may be reconfigured, new finishes provided, accessibility improved, and new spaces added as required, bringing the facility into compliance with the Howard County Public School System Guidance Manual for Renovations and Modernizations of Existing Schools. The complete scope of this project will be defined by the Board of Education approved construction documents (CD) brochure (see Policy 6020 in the Supporting Date Section for a complete description of the process) and any change orders approved subsequent to submittal of the CD brochure.

### Justification

Patapsco Middle School opened in 1969 and had a renovation/addition in 2004. The project is required to update and align the facility with current educational standards.

### Remarks

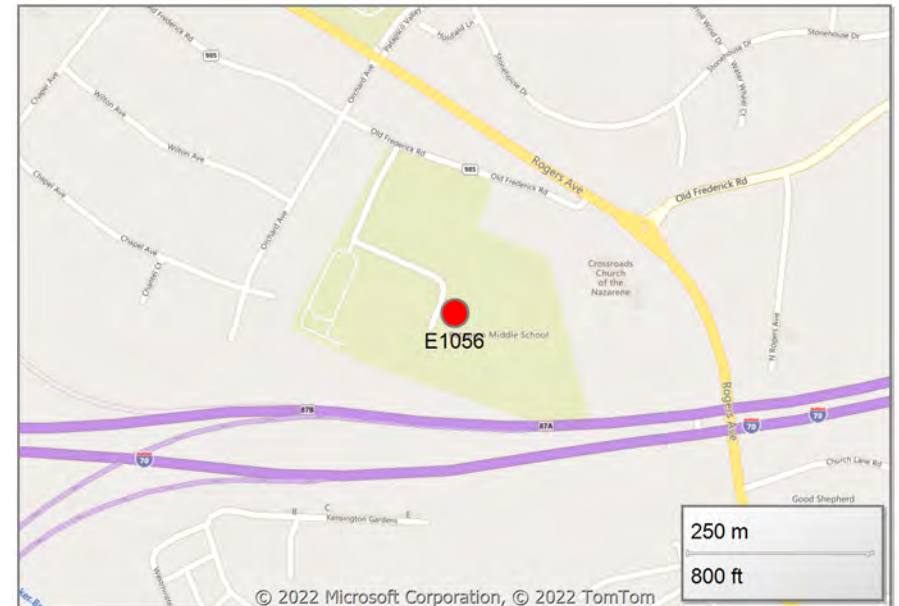
### Project Schedule

Schedule to be determined.

### Operating Budget Impact

Upon completion, the maintenance of this facility will be the responsibility of the HCPSS Facilities Services. Operating cost impact is unknown at this time.

FY2023 Bonds - Annual Debt Service Payment	0
FY2023 Bonds - 20-Year Total Debt Service Payment	0
Total Project Bonds - Annual Debt Service Payment	321,912
Total Project Bonds - 20-Year Total Debt Service Payment	6,438,233



# Fiscal 2023 Capital Budget

# SCHOOL SYSTEM PROJECTS

## Project: E1056 - PATAPSCO MS RENOVATION/ADDITION

(In Thousands)				Five Year Capital Program						Master Plan				
Appropriation Object Class	Prior Appr.	FY2023 Budget	Appr. Total	Fiscal 2024	Fiscal 2025	Fiscal 2026	Fiscal 2027	Fiscal 2028	Sub Total	Fiscal 2029	Fiscal 2030	Fiscal 2031	Fiscal 2032	Total Project
PLANS & ENGINEERING	0	0	0	0	0	0	0	0	0	0	0	0	4,216	4,216
<b>Total Expenditures</b>	<b>0</b>	<b>0</b>	<b>0</b>	<b>0</b>	<b>0</b>	<b>0</b>	<b>0</b>	<b>0</b>	<b>0</b>	<b>0</b>	<b>0</b>	<b>0</b>	<b>4,216</b>	<b>4,216</b>
BONDS	0	0	0	0	0	0	0	0	0	0	0	0	4,216	4,216
<b>Total Funding</b>	<b>0</b>	<b>0</b>	<b>0</b>	<b>0</b>	<b>0</b>	<b>0</b>	<b>0</b>	<b>0</b>	<b>0</b>	<b>0</b>	<b>0</b>	<b>0</b>	<b>4,216</b>	<b>4,216</b>

**\$0 spent and encumbered through February 2022**

**spent and encumbered through February 2021**

### Project Status

Difference 2022 / 2023	0	0	<b>0</b>	0	0	0	0	0	<b>0</b>	0	0	0	4,216	<b>4,216</b>
------------------------	---	---	----------	---	---	---	---	---	----------	---	---	---	-------	--------------

## Project: E1057 - JEFFERS HILL ELEM SCHOOL RENOVATION

### Description

The Jeffers Hill Elementary School project will renovate the existing facility. Renovation may include new electrical, mechanical, plumbing, technology, roofing, and life safety systems as applicable per the scope of work. Some interior spaces may be reconfigured, new finishes provided, accessibility improved to bringing the facility into compliance with the Howard County Public School System Guidance Manual for Renovations and Modernizations of Existing Schools. The complete scope of this project will be defined by the Board of Education approved construction documents (CD) brochure (see Policy 6020 in the Supporting Date Section for a complete description of the process) and any change orders approved subsequent to submittal of the CD brochure.

### Justification

Jeffers Hill Elementary School opened in 1975 and was renovated in 1999. The project is required to update and align the facility with current educational standards.

### Remarks

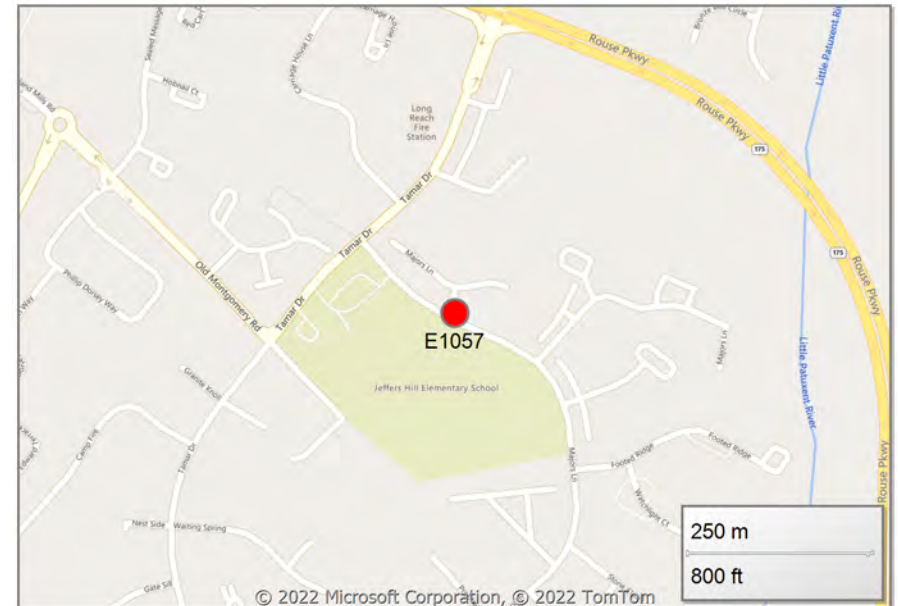
### Project Schedule

Schedule to be determined.

### Operating Budget Impact

Upon completion, the maintenance of this facility will be the responsibility of the HCPSS Facilities Services. Operating cost impact is unknown at this time.

FY2023 Bonds - Annual Debt Service Payment	0
FY2023 Bonds - 20-Year Total Debt Service Payment	0
Total Project Bonds - Annual Debt Service Payment	155,764
Total Project Bonds - 20-Year Total Debt Service Payment	3,115,274



# Fiscal 2023 Capital Budget

# SCHOOL SYSTEM PROJECTS

## Project: E1057 - JEFFERS HILL ELEM SCHOOL RENOVATION

(In Thousands)				Five Year Capital Program						Master Plan				
Appropriation Object Class	Prior Appr.	FY2023 Budget	Appr. Total	Fiscal 2024	Fiscal 2025	Fiscal 2026	Fiscal 2027	Fiscal 2028	Sub Total	Fiscal 2029	Fiscal 2030	Fiscal 2031	Fiscal 2032	Total Project
PLANS & ENGINEERING	0	0	0	0	0	0	0	0	0	0	0	0	2,040	2,040
<b>Total Expenditures</b>	<b>0</b>	<b>0</b>	<b>0</b>	<b>0</b>	<b>0</b>	<b>0</b>	<b>0</b>	<b>0</b>	<b>0</b>	<b>0</b>	<b>0</b>	<b>0</b>	<b>2,040</b>	<b>2,040</b>
BONDS	0	0	0	0	0	0	0	0	0	0	0	0	2,040	2,040
<b>Total Funding</b>	<b>0</b>	<b>0</b>	<b>0</b>	<b>0</b>	<b>0</b>	<b>0</b>	<b>0</b>	<b>0</b>	<b>0</b>	<b>0</b>	<b>0</b>	<b>0</b>	<b>2,040</b>	<b>2,040</b>

**\$0 spent and encumbered through February 2022**

**spent and encumbered through February 2021**

### Project Status

Difference 2022 / 2023	0	0	<b>0</b>	0	0	0	0	0	<b>0</b>	0	0	0	2,040	<b>2,040</b>
------------------------	---	---	----------	---	---	---	---	---	----------	---	---	---	-------	--------------



**Howard County, MD**  
**FY 2023 Executive Proposed Capital Budget**  
**FIRE PROJECTS**

Project Information	Funding Source	Prior Approp.	FY 2023	Total	FY 2024	FY 2025	FY 2026	FY 2027	FY 2028	Total
<b>F5960-FY2001 FIRESTATION SYSTEMIC IMPROVEMENTS</b>	B	3,623	0	3,623	0	0	0	0	0	3,623
An ongoing project to replace or renovate major systems, fixtures, or structures in various existing fire stations and PSTC.	P	810	0	810	0	0	0	0	0	810
	T	4,720	2,125	6,845	425	425	425	300	300	8,720
	<b>Total</b>	<b>9,153</b>	<b>2,125</b>	<b>11,278</b>	<b>425</b>	<b>425</b>	<b>425</b>	<b>300</b>	<b>300</b>	<b>13,153</b>
<b>F5972-FY2008 RURAL FIRE PROTECTION PROGRAM</b>	O	6,550	500	7,050	500	500	500	500	500	9,550
A project to provide and augment fire protection systems in rural areas within the County, outside of the Water and Sewer Planned Service Area.	T	2,150	0	2,150	0	0	0	0	0	2,150
	<b>Total</b>	<b>8,700</b>	<b>500</b>	<b>9,200</b>	<b>500</b>	<b>500</b>	<b>500</b>	<b>500</b>	<b>500</b>	<b>11,700</b>
<b>F5973-PUBLIC SAFETY STORAGE FACILITIES</b>	B	1,850	-650	1,200	0	0	0	0	0	1,200
Evaluate the existing storage needs of Fire & Rescue and Police to better optimize existing facilities and consolidate storage needs into lease space to extent possible.	O	0	3,000	3,000	0	0	0	0	0	3,000
	T	0	1,535	1,535	0	0	0	0	0	1,535
	<b>Total</b>	<b>1,850</b>	<b>3,885</b>	<b>5,735</b>	<b>0</b>	<b>0</b>	<b>0</b>	<b>0</b>	<b>0</b>	<b>5,735</b>
<b>F5975-FY2010 ROUTE ONE FIRE STATION</b>	O	7,788	0	7,788	0	0	0	0	0	7,788
A project to construct a new fire station (14,900 sf) near the intersection of RT1 and Port Capital Drive.	T	2,600	0	2,600	0	0	0	0	0	2,600
	<b>Total</b>	<b>10,388</b>	<b>0</b>	<b>10,388</b>	<b>0</b>	<b>0</b>	<b>0</b>	<b>0</b>	<b>0</b>	<b>10,388</b>
<b>F5976-FY2018 NORTH COLUMBIA FIRE STATION</b>	B	1,100	0	1,100	0	0	0	0	0	1,100
A project to construct a new Columbia fire station.	O	7,655	0	7,655	5,245	0	0	0	0	12,900
	<b>Total</b>	<b>8,755</b>	<b>0</b>	<b>8,755</b>	<b>5,245</b>	<b>0</b>	<b>0</b>	<b>0</b>	<b>0</b>	<b>14,000</b>
<b>F5977-REPLACEMENT FIRE STATION 7</b>	T	0	0	0	2,000	0	18,000	0	0	20,000
A project to replace Fire Station 7, one of the busiest fire stations in Howard County and the Baltimore  Washington DC metropolitan region.	<b>Total</b>	<b>0</b>	<b>0</b>	<b>0</b>	<b>2,000</b>	<b>0</b>	<b>18,000</b>	<b>0</b>	<b>0</b>	<b>20,000</b>
<b>FIRE PROJECTS Total</b>		<b>38,846</b>	<b>6,510</b>	<b>45,356</b>	<b>8,170</b>	<b>925</b>	<b>18,925</b>	<b>800</b>	<b>800</b>	<b>74,976</b>

**Howard County, MD**  
**FY 2023 Executive Proposed Capital Budget (\$000)**  
**FIRE PROJECTS**

	<b>Revenue Source</b>	<b>Prior Total</b>	<b>Current FY</b>	<b>Appropriation Total</b>
B	BONDS	6,573	-650	5,923
O	OTHER SOURCES	21,993	3,500	25,493
P	PAY AS YOU GO	810	0	810
T	TRANSFER TAX	9,470	3,660	13,130
<b>Total</b>		<b>38,846</b>	<b>6,510</b>	<b>45,356</b>



**Howard County, MD**  
**FY 2023 Executive Proposed 5 Year Capital Budget Project Type Summary**  
**FIRE PROJECTS**

<b>Revenue Source</b>		<b>Prior Approp</b>	<b>Current FY</b>	<b>2024</b>	<b>2025</b>	<b>2026</b>	<b>2027</b>	<b>2028</b>	<b>Total</b>
B	BONDS	6,573	-650	0	0	0	0	0	5,923
O	OTHER SOURCES	21,993	3,500	5,745	500	500	500	500	33,238
P	PAY AS YOU GO	810	0	0	0	0	0	0	810
T	TRANSFER TAX	9,470	3,660	2,425	425	18,425	300	300	35,005
<b>Total</b>		<b>38,846</b>	<b>6,510</b>	<b>8,170</b>	<b>925</b>	<b>18,925</b>	<b>800</b>	<b>800</b>	<b>74,976</b>

# Fiscal 2023 Capital Budget

# FIRE PROJECTS

## Project: F5960-FY2001 FIRESTATION SYSTEMIC IMPROVEMENTS

### Description

An ongoing project to replace or renovate major systems, fixtures, or structures in various existing fire stations and PSTC.

### Justification

Many components of these facilities have reached the end of their useful life and need replacement. Some facilities need upgraded capabilities in order to continue to operate efficiently.

### Remarks

Miscellaneous repairs, modifications and improvements to County Fire Department Facilities are required on an ongoing basis.

### Project Schedule

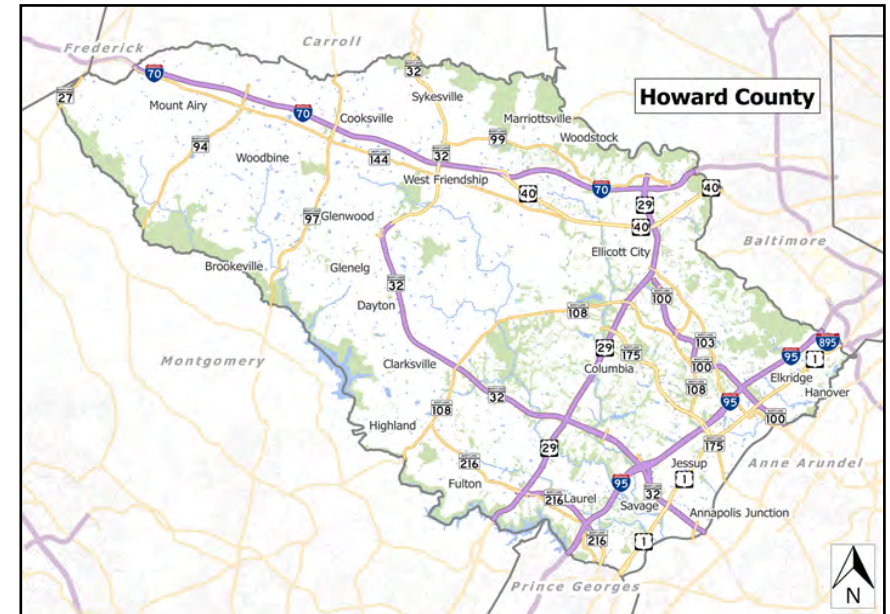
FY23-FY28 - Design and Construction of various improvements.

FY23 - New vent extractor, Fire Station #10 bay door upgrades, Fire Station #6 plymo vent upgrades, Fire Station #8 bay doors and various building repairs|upgrades.

### Operating Budget Impact

No net change.

FY2023 Bonds - Annual Debt Service Payment	0
FY2023 Bonds - 20-Year Total Debt Service Payment	0
Total Project Bonds - Annual Debt Service Payment	276,633
Total Project Bonds - 20-Year Total Debt Service Payment	5,532,666



# Fiscal 2023 Capital Budget

# FIRE PROJECTS

## Project: F5960-FY2001 FIRESTATION SYSTEMIC IMPROVEMENTS

(In Thousands)	Five Year Capital Program									Master Plan				
	Prior Appr.	FY2023 Budget	Appr. Total	Fiscal 2024	Fiscal 2025	Fiscal 2026	Fiscal 2027	Fiscal 2028	Sub Total	Fiscal 2029	Fiscal 2030	Fiscal 2031	Fiscal 2032	Total Project
PLANS & ENGINEERING	990	200	1,190	50	50	50	30	30	210	0	0	0	0	1,400
LAND ACQUISITION	0	0	0	0	0	0	0	0	0	0	0	0	0	0
CONSTRUCTION	8,058	1,750	9,808	375	375	375	270	270	1,665	0	0	0	0	11,473
ADMINISTRATION	85	25	110	0	0	0	0	0	0	0	0	0	0	110
EQUIPMENT & FURNISHINGS	20	150	170	0	0	0	0	0	0	0	0	0	0	170
<b>Total Expenditures</b>	<b>9,153</b>	<b>2,125</b>	<b>11,278</b>	<b>425</b>	<b>425</b>	<b>425</b>	<b>300</b>	<b>300</b>	<b>1,875</b>	<b>0</b>	<b>0</b>	<b>0</b>	<b>0</b>	<b>13,153</b>
BONDS	3,623	0	3,623	0	0	0	0	0	0	0	0	0	0	3,623
PAY AS YOU GO	810	0	810	0	0	0	0	0	0	0	0	0	0	810
TRANSFER TAX	4,720	2,125	6,845	425	425	425	300	300	1,875	0	0	0	0	8,720
<b>Total Funding</b>	<b>9,153</b>	<b>2,125</b>	<b>11,278</b>	<b>425</b>	<b>425</b>	<b>425</b>	<b>300</b>	<b>300</b>	<b>1,875</b>	<b>0</b>	<b>0</b>	<b>0</b>	<b>0</b>	<b>13,153</b>

**\$7,683,893 spent and encumbered through February 2022**

**\$6,165,641 spent and encumbered through February 2021**

**Project Status** Design, renovations, repairs.

FY19 - New generators at the new FRS HQ.

FY20 - Design and Construction of various improvements.

FY21 - Design and construction of new kitchen at Fire Station #9, Fire Station #10 driveway and apron repairs, Fire Station #5 ceiling replacements, bay floor repairs at Fire Station #2 and Fire Station #8.

FY22 - Fire Station #9 kitchen, Fire Station #2 & #8 bay floors, Fire Station #10 generator upgrades, plymo vent upgrades, security camera upgrades for Fire Stations.

FY 2022 Budget	9,153	1,400	<b>10,553</b>	425	425	425	300	300	<b>1,875</b>	0	0	0		<b>12,428</b>
Difference 2022 / 2023	0	725	<b>725</b>	0	0	0	0	0	<b>0</b>	0	0	0	0	<b>725</b>

Increase in budget request due to cost escalation.

## Project: F5972-FY2008 RURAL FIRE PROTECTION PROGRAM

### Description

A project to provide and augment fire protection systems in rural areas within the County, outside of the Water and Sewer Planned Service Area.

### Justification

Increased development in rural areas of the County has created a need for additional water tankers, upgrades to emergency response equipment and access to strategically located water sources. The results will help ensure that water supplies are in place to adequately respond to fire demands.

### Remarks

1. The project will install 2 to 5 emergency water supply systems per year for fire protection. It is anticipated that approximately 90 to 100 emergency water supply systems will be constructed under this capital project.
2. 41 cisterns have been installed and are operational.
3. The project will also upgrade or purchase new tankers and emergency equipment to ensure adequate response times to fire emergencies.
4. OTHER represents Pay as you Go generated from Fire Tax.
5. Request represents advancement of funds in the capital program.

### Project Schedule

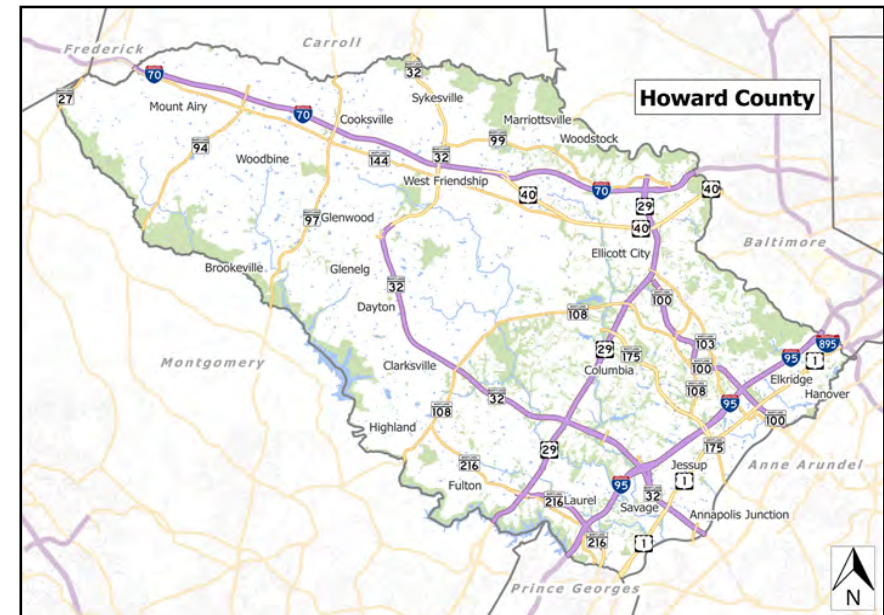
Ongoing program.

FY23 - Rural Tank #s 12, 27, 90 & 107 to be constructed.

### Operating Budget Impact

\$5,000 per year represents the cost of operation and maintenance of the proposed emergency water supplies.

FY2023 Bonds - Annual Debt Service Payment	0
FY2023 Bonds - 20-Year Total Debt Service Payment	0
Total Project Bonds - Annual Debt Service Payment	0
Total Project Bonds - 20-Year Total Debt Service Payment	0



# Fiscal 2023 Capital Budget

# FIRE PROJECTS

## Project: F5972-FY2008 RURAL FIRE PROTECTION PROGRAM

(In Thousands)	Five Year Capital Program									Master Plan				
	Prior Appr.	FY2023 Budget	Appr. Total	Fiscal 2024	Fiscal 2025	Fiscal 2026	Fiscal 2027	Fiscal 2028	Sub Total	Fiscal 2029	Fiscal 2030	Fiscal 2031	Fiscal 2032	Total Project
PLANS & ENGINEERING	1,260	400	1,660	400	400	400	400	400	2,000	400	400	0	0	4,460
LAND ACQUISITION	1,540	100	1,640	100	100	100	100	100	500	100	100	0	0	2,340
CONSTRUCTION	5,050	0	5,050	0	0	0	0	0	0	0	0	0	0	5,050
ADMINISTRATION	5	0	5	0	0	0	0	0	0	0	0	0	0	5
EQUIPMENT & FURNISHINGS	845	0	845	0	0	0	0	0	0	0	0	0	0	845
<b>Total Expenditures</b>	<b>8,700</b>	<b>500</b>	<b>9,200</b>	<b>500</b>	<b>500</b>	<b>500</b>	<b>500</b>	<b>500</b>	<b>2,500</b>	<b>500</b>	<b>500</b>	<b>0</b>	<b>0</b>	<b>12,700</b>
OTHER SOURCES	6,550	500	7,050	500	500	500	500	500	2,500	500	500	0	0	10,550
TRANSFER TAX	2,150	0	2,150	0	0	0	0	0	0	0	0	0	0	2,150
<b>Total Funding</b>	<b>8,700</b>	<b>500</b>	<b>9,200</b>	<b>500</b>	<b>500</b>	<b>500</b>	<b>500</b>	<b>500</b>	<b>2,500</b>	<b>500</b>	<b>500</b>	<b>0</b>	<b>0</b>	<b>12,700</b>

**\$6,256,327 spent and encumbered through February 2022**

**\$6,261,070 spent and encumbered through February 2021**

**Project Status** Completed FY21 and prior: 38 tanks installed and operational.

Projects completed FY22: 3 new tanks installed (Rural Tank #s 75, 80 & 84).

FY 2022 Budget	8,700	500	<b>9,200</b>	500	500	500	500	500	<b>2,500</b>	500	500	0		<b>12,700</b>
Difference 2022 / 2023	0	0	<b>0</b>	0	0	0	0	0	<b>0</b>	0	0	0	0	<b>0</b>



# Fiscal 2023 Capital Budget

# FIRE PROJECTS

## Project: F5973-PUBLIC SAFETY STORAGE FACILITIES

(In Thousands)	Five Year Capital Program										Master Plan			
	Prior Appr.	FY2023 Budget	Appr. Total	Fiscal 2024	Fiscal 2025	Fiscal 2026	Fiscal 2027	Fiscal 2028	Sub Total	Fiscal 2029	Fiscal 2030	Fiscal 2031	Fiscal 2032	Total Project
PLANS & ENGINEERING	700	185	885	0	0	0	0	0	0	0	0	0	0	885
LAND ACQUISITION	100	3,000	3,100	0	0	0	0	0	0	0	0	0	0	3,100
CONSTRUCTION	1,020	700	1,720	0	0	0	0	0	0	0	0	0	0	1,720
ADMINISTRATION	30	0	30	0	0	0	0	0	0	0	0	0	0	30
<b>Total Expenditures</b>	<b>1,850</b>	<b>3,885</b>	<b>5,735</b>	<b>0</b>	<b>0</b>	<b>0</b>	<b>0</b>	<b>0</b>	<b>0</b>	<b>0</b>	<b>0</b>	<b>0</b>	<b>0</b>	<b>5,735</b>
BONDS	1,850	(650)	1,200	0	0	0	0	0	0	0	0	0	0	1,200
OTHER SOURCES	0	3,000	3,000	0	0	0	0	0	0	0	0	0	0	3,000
TRANSFER TAX	0	1,535	1,535	0	0	0	0	0	0	0	0	0	0	1,535
<b>Total Funding</b>	<b>1,850</b>	<b>3,885</b>	<b>5,735</b>	<b>0</b>	<b>0</b>	<b>0</b>	<b>0</b>	<b>0</b>	<b>0</b>	<b>0</b>	<b>0</b>	<b>0</b>	<b>0</b>	<b>5,735</b>

**\$554,033 spent and encumbered through February 2022**

**\$671,508 spent and encumbered through February 2021**

**Project Status** FY18 - Completed joint development requirement with Merritt for construction of entrance.

FY19 - Complete shared access road construction to include storm water management.

FY20 - DFRS Logistics building no longer required

FY21 - Project is in programming phase.

FY22 - Programming for police specialty storage at Riverwood & DFRS logistics storage at the Armory.

FY 2022 Budget	1,850	0	<b>1,850</b>	0	0	0	0	0	<b>0</b>	0	0	0		<b>1,850</b>
Difference 2022 / 2023	0	3,885	<b>3,885</b>	0	0	0	0	0	<b>0</b>	0	0	0	0	<b>3,885</b>

FY23 request represents planning, design and site acquisition for Fire Department's Logistics facility as detailed above.



## Project: F5975-FY2010 ROUTE ONE FIRE STATION

### Description

A project to construct a new fire station (14,900 sf) near the intersection of RT1 and Port Capital Drive. Fire Station will be built on recently purchased County land and State-owned land that the County recently acquired.

### Justification

This fire and EMS station is required to improve response times to a critically deficient geographic area of the County and prepare for additional demand along the Route 1 corridor and in association with BRAC. A small police sub-station will be included in the Fire Station.

### Remarks

Phase 1 of Port Capital Road is a prerequisite to the Fire Station construction, the road extension will provide both vehicular access and utilities. OTHER represents Pay as you Go generated from Fire Tax.

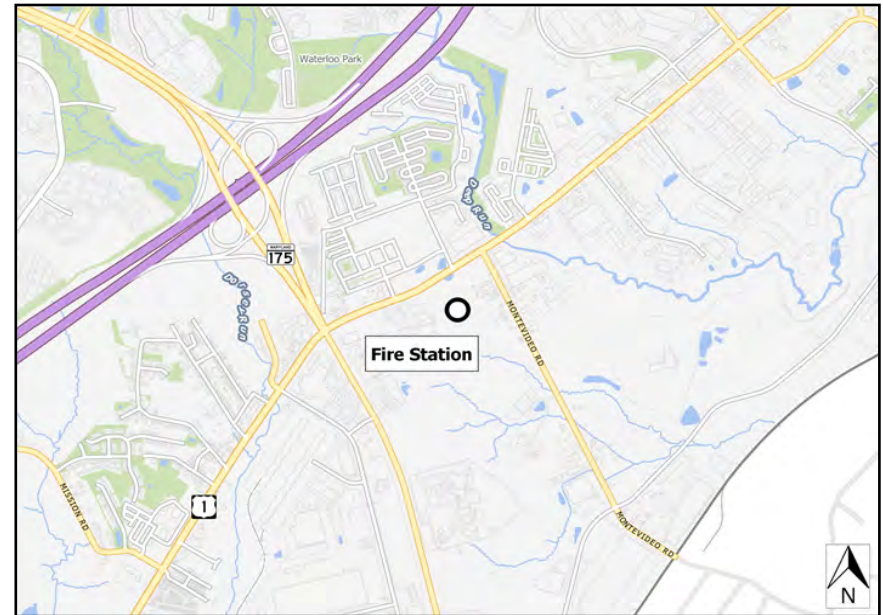
### Project Schedule

FY23 - Building operational

### Operating Budget Impact

Operations and maintenance will begin upon completion in FY23: \$150,000 per year.

FY2023 Bonds - Annual Debt Service Payment	0
FY2023 Bonds - 20-Year Total Debt Service Payment	0
Total Project Bonds - Annual Debt Service Payment	0
Total Project Bonds - 20-Year Total Debt Service Payment	0





# Fiscal 2023 Capital Budget

# FIRE PROJECTS

## Project: F5975-FY2010 ROUTE ONE FIRE STATION

(In Thousands)	Five Year Capital Program										Master Plan			
	Prior Appr.	FY2023 Budget	Appr. Total	Fiscal 2024	Fiscal 2025	Fiscal 2026	Fiscal 2027	Fiscal 2028	Sub Total	Fiscal 2029	Fiscal 2030	Fiscal 2031	Fiscal 2032	Total Project
PLANS & ENGINEERING	1,800	0	1,800	0	0	0	0	0	0	0	0	0	0	1,800
LAND ACQUISITION	0	0	0	0	0	0	0	0	0	0	0	0	0	0
CONSTRUCTION	8,003	0	8,003	0	0	0	0	0	0	0	0	0	0	8,003
ADMINISTRATION	35	0	35	0	0	0	0	0	0	0	0	0	0	35
EQUIPMENT & FURNISHINGS	550	0	550	0	0	0	0	0	0	0	0	0	0	550
<b>Total Expenditures</b>	<b>10,388</b>	<b>0</b>	<b>10,388</b>	<b>0</b>	<b>0</b>	<b>0</b>	<b>0</b>	<b>0</b>	<b>0</b>	<b>0</b>	<b>0</b>	<b>0</b>	<b>0</b>	<b>10,388</b>
OTHER SOURCES	7,788	0	7,788	0	0	0	0	0	0	0	0	0	0	7,788
TRANSFER TAX	2,600	0	2,600	0	0	0	0	0	0	0	0	0	0	2,600
<b>Total Funding</b>	<b>10,388</b>	<b>0</b>	<b>10,388</b>	<b>0</b>	<b>0</b>	<b>0</b>	<b>0</b>	<b>0</b>	<b>0</b>	<b>0</b>	<b>0</b>	<b>0</b>	<b>0</b>	<b>10,388</b>

**\$8,795,270 spent and encumbered through February 2022**

**\$1,384,545 spent and encumbered through February 2021**

**Project Status** Programming|Schematic Design began in November 2019.

FY20 - Land acquisition, redesign to fit changed requirements (reduced building size).

FY21 - Project design completed, project submitted for permit and bid. Start of construction.

FY22 - Project is in construction and will be completed by June 2022.

FY 2022 Budget	10,388	0	<b>10,388</b>	0	0	0	0	0	<b>0</b>	0	0	0		<b>10,388</b>
Difference 2022 / 2023	0	0	<b>0</b>	0	0	0	0	0	<b>0</b>	0	0	0	0	<b>0</b>

## Project: F5976-FY2018 NORTH COLUMBIA FIRE STATION

### Description

A project to construct a new Columbia fire station. Goal is to establish emergency services in a strategic position in the North Columbia area that will serve to relieve the demands associated with increased population density and call demands there.

### Justification

This fire station will provide Columbia and surrounding areas with a new fire station that is strategically located so as to provide improved services. Growth pattern changes coupled with increased projected demands on the sole downtown fire station has dictated the need for a new fire station. Recent analysis substantiates the need for equipment to be maintained at this location

### Remarks

A portion of the HCPSS Central Office property is currently being considered for placement of the approximately 14,000 SF North Columbia Fire Station. This location for the new facility will provide direct access to Rt. 108 for efficient response times. OTHER represents Pay as you Go generated from Fire Tax.

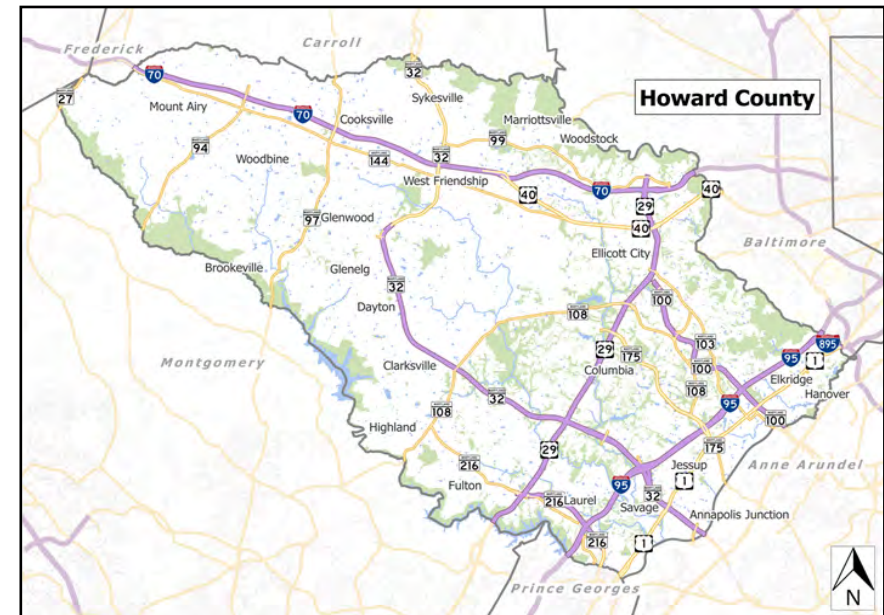
### Project Schedule

- FY23 - Design and site permit
- FY24 - Building permit, bid, start construction
- FY25 - Construction
- FY26 - Building to be operational.

### Operating Budget Impact

The Bureau of Facilities' operations and maintenance impact beginning in FY26: \$140,000 per year.

FY2023 Bonds - Annual Debt Service Payment	0
FY2023 Bonds - 20-Year Total Debt Service Payment	0
Total Project Bonds - Annual Debt Service Payment	83,990
Total Project Bonds - 20-Year Total Debt Service Payment	1,679,805



### Explanation of Changes

FY21 - Proposed transfer of \$3 million from contingency fund C0214 did not occur. During FY21 budget process, these funds were placed in contingency fund. ~FY22 - Funding moved to C0214 contingency project pending land solution for Fire Station.

# Fiscal 2023 Capital Budget

# FIRE PROJECTS

## Project: F5976-FY2018 NORTH COLUMBIA FIRE STATION

(In Thousands)	Five Year Capital Program										Master Plan			
	Prior Appr.	FY2023 Budget	Appr. Total	Fiscal 2024	Fiscal 2025	Fiscal 2026	Fiscal 2027	Fiscal 2028	Sub Total	Fiscal 2029	Fiscal 2030	Fiscal 2031	Fiscal 2032	Total Project
PLANS & ENGINEERING	2,000	0	2,000	0	0	0	0	0	0	0	0	0	0	2,000
CONSTRUCTION	6,650	0	6,650	5,245	0	0	0	0	5,245	0	0	0	0	11,895
ADMINISTRATION	105	0	105	0	0	0	0	0	0	0	0	0	0	105
<b>Total Expenditures</b>	<b>8,755</b>	<b>0</b>	<b>8,755</b>	<b>5,245</b>	<b>0</b>	<b>0</b>	<b>0</b>	<b>0</b>	<b>5,245</b>	<b>0</b>	<b>0</b>	<b>0</b>	<b>0</b>	<b>14,000</b>
BONDS	1,100	0	1,100	0	0	0	0	0	0	0	0	0	0	1,100
OTHER SOURCES	7,655	0	7,655	5,245	0	0	0	0	5,245	0	0	0	0	12,900
<b>Total Funding</b>	<b>8,755</b>	<b>0</b>	<b>8,755</b>	<b>5,245</b>	<b>0</b>	<b>0</b>	<b>0</b>	<b>0</b>	<b>5,245</b>	<b>0</b>	<b>0</b>	<b>0</b>	<b>0</b>	<b>14,000</b>

**\$1,003,057 spent and encumbered through February 2022**

**\$979,538 spent and encumbered through February 2021**

**Project Status** FY16 - MOU with Board of Education for site acquisition.

FY18 - Began design.

FY19 - Scope confirmation and continue design.

FY20 - Continued site design.

FY21 - Continued site exploration and site design for Fire Station on new site.

FY22 - Continued site design and began schematic design for Fire Station on new site.

FY 2022 Budget	8,755	0	<b>8,755</b>	0	0	0	0	0	<b>0</b>	0	0	0		<b>8,755</b>
Difference 2022 / 2023	0	0	<b>0</b>	5,245	0	0	0	0	<b>5,245</b>	0	0	0	0	<b>5,245</b>

## Project: F5977-REPLACEMENT FIRE STATION 7

### Description

A project to replace Fire Station 7, one of the busiest fire stations in Howard County and the Baltimore|Washington DC metropolitan region. The existing Fire Station 7 (Banneker) is in great need of updating and replacement due to its age and size.

### Justification

The replacement fire station will provide downtown and western Columbia with a modernized fire station sized to serve the growing community and increased call volume for the area. The new facility will meet DFRS operational and personnel needs and house the necessary equipment to respond to emergencies. Including an Engine, Tiler Truck, and at least one Ambulance. The building will include the latest technology for communications and safety to best serve the citizens of Howard County.

### Remarks

The design will be based of the 3-drive-through engine bay prototype that is under construction for Route One Fire Station.

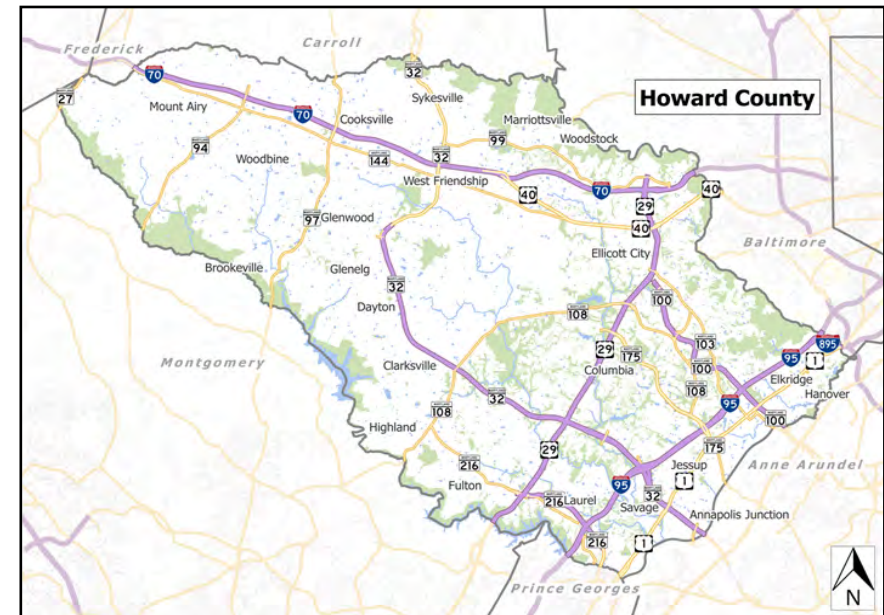
### Project Schedule

- FY24 - Preliminary & Site Design
- FY25 - Design and Site Permit
- FY26 - Building Permit, Bid and Start Construction
- FY27 - Construction complete and building to be operation.

### Operating Budget Impact

The Bureau of Facilities' operational and maintenance impact upon completion of the project: \$140,000 per year.

FY2023 Bonds - Annual Debt Service Payment	0
FY2023 Bonds - 20-Year Total Debt Service Payment	0
Total Project Bonds - Annual Debt Service Payment	0
Total Project Bonds - 20-Year Total Debt Service Payment	0



# Fiscal 2023 Capital Budget

# FIRE PROJECTS

## Project: F5977-REPLACEMENT FIRE STATION 7

(In Thousands)				Five Year Capital Program						Master Plan				
Appropriation Object Class	Prior Appr.	FY2023 Budget	Appr. Total	Fiscal 2024	Fiscal 2025	Fiscal 2026	Fiscal 2027	Fiscal 2028	Sub Total	Fiscal 2029	Fiscal 2030	Fiscal 2031	Fiscal 2032	Total Project
PLANS & ENGINEERING	0	0	0	2,000	0	0	0	0	2,000	0	0	0	0	2,000
CONSTRUCTION	0	0	0	0	0	18,000	0	0	18,000	0	0	0	0	18,000
<b>Total Expenditures</b>	<b>0</b>	<b>0</b>	<b>0</b>	<b>2,000</b>	<b>0</b>	<b>18,000</b>	<b>0</b>	<b>0</b>	<b>20,000</b>	<b>0</b>	<b>0</b>	<b>0</b>	<b>0</b>	<b>20,000</b>
TRANSFER TAX	0	0	0	2,000	0	18,000	0	0	20,000	0	0	0	0	20,000
<b>Total Funding</b>	<b>0</b>	<b>0</b>	<b>0</b>	<b>2,000</b>	<b>0</b>	<b>18,000</b>	<b>0</b>	<b>0</b>	<b>20,000</b>	<b>0</b>	<b>0</b>	<b>0</b>	<b>0</b>	<b>20,000</b>

**\$0 spent and encumbered through February 2022  
 spent and encumbered through February 2021  
 Project Status**

Difference 2022 / 2023	0	0	<b>0</b>	2,000	0	18,000	0	0	<b>20,000</b>	0	0	0	0	<b>20,000</b>
------------------------	---	---	----------	-------	---	--------	---	---	---------------	---	---	---	---	---------------



**Howard County, MD**  
**FY 2023 Executive Proposed Capital Budget**  
**AGRICULTURAL PRESERVATION PROJECTS**

Project Information	Funding Source	Prior Approp.	FY 2023	Total	FY 2024	FY 2025	FY 2026	FY 2027	FY 2028	Total
<b>G0163-Agricultural Land Preservation Program</b>	G	78	0	78	0	0	0	0	0	78
A voluntary program to preserve farmland by purchasing development rights from landowners via a perpetual easement.	O	156,500	0	156,500	0	0	0	0	0	156,500
	T	14,030	0	14,030	0	0	0	0	0	14,030
	<b>Total</b>	<b>170,608</b>	<b>0</b>	<b>170,608</b>	<b>0</b>	<b>0</b>	<b>0</b>	<b>0</b>	<b>0</b>	<b>170,608</b>
<b>AGRICULTURAL PRESERVATION PROJECTS Total</b>		<b>170,608</b>	<b>0</b>	<b>170,608</b>	<b>0</b>	<b>0</b>	<b>0</b>	<b>0</b>	<b>0</b>	<b>170,608</b>

**Howard County, MD**  
**FY 2023 Executive Proposed Capital Budget (\$000)**  
**AGRICULTURAL PRESERVATION PROJECTS**

	<b>Revenue Source</b>	<b>Prior Total</b>	<b>Current FY</b>	<b>Appropriation Total</b>
G	GRANTS	78	0	78
O	OTHER SOURCES	156,500	0	156,500
T	TRANSFER TAX	14,030	0	14,030
<b>Total</b>		<b>170,608</b>	<b>0</b>	<b>170,608</b>



**Howard County, MD**  
**FY 2023 Executive Proposed 5 Year Capital Budget Project Type Summary**  
**AGRICULTURAL PRESERVATION PROJECTS**

<b>Revenue Source</b>		<b>Prior Approp</b>	<b>Current FY</b>	<b>2024</b>	<b>2025</b>	<b>2026</b>	<b>2027</b>	<b>2028</b>	<b>Total</b>
G	GRANTS	78	0	0	0	0	0	0	78
O	OTHER SOURCES	156,500	0	0	0	0	0	0	156,500
T	TRANSFER TAX	14,030	0	0	0	0	0	0	14,030
<b>Total</b>		<b>170,608</b>	<b>0</b>	<b>0</b>	<b>0</b>	<b>0</b>	<b>0</b>	<b>0</b>	<b>170,608</b>

# Fiscal 2023 Capital Budget

# AGRICULTURAL PRESERVATION PROJECTS

## Project: G0163-Agricultural Land Preservation Program

### Description

A voluntary program to preserve farmland by purchasing development rights from landowners via a perpetual easement. The objective is to support the agricultural community by keeping the land base available for farming by reducing residential development in agricultural areas. The program is funded by two main sources: County Real Estate Transfer Tax, 1/4 of the 1% transfer tax on all real estate sales are dedicated to the program and constitute the largest revenue source; and State Agriculture Transfer Tax, 33% of the 5% state tax on all farmland converted to non-farming uses retained by the County for purchase of development rights.

### Justification

Gives farmers an alternative to selling land for residential development. Comprehensive zoning regulations adopted in September, 1992 include cluster development and ability to exchange density from one parcel to another (DEO). Preservation tools: purchase of development rights, dedication of easements on cluster remainders, DEO sending parcels. Development rights may be acquired by County's Agricultural Land Preservation Program or State's Maryland Agricultural Land Preservation Foundation (MALPF).

### Remarks

1. OTHER SOURCES represents authorization by the County Council to enter into installment purchase agreements to acquire development rights.
2. GRANT represents Federal Farmland Protection funds for MALPF easements.
3. All FY07 & FY08 authorized funding was spent on Batch 14 acquisitions.
4. Additional spending authority of \$50 million was requested and approved in the FY14 budget for the purchase of easements.

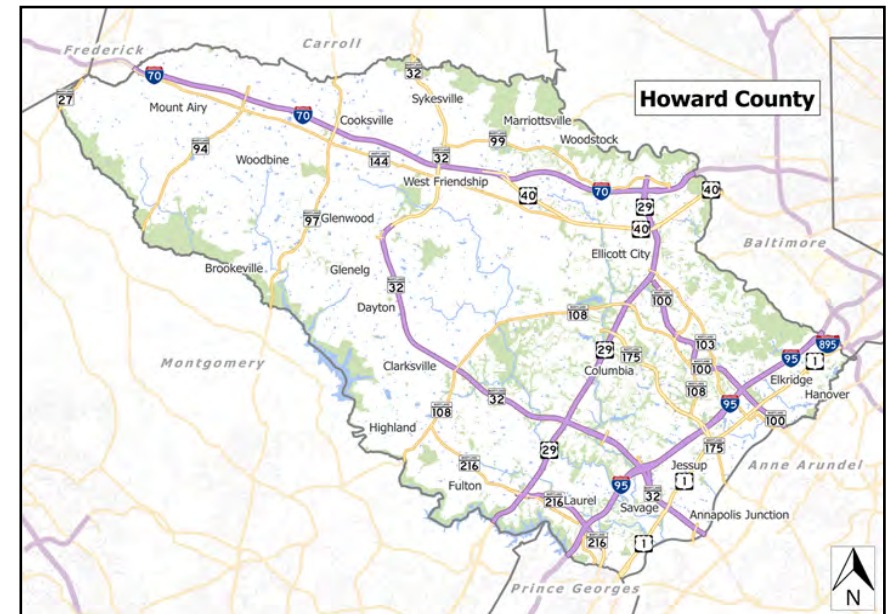
### Project Schedule

FY22 and FY23 - Continued and potential acquisitions.

### Operating Budget Impact

Salaries|Benefits, Contractual Services, Supplies & Materials, Business & Education Expenses, Other Operating Expenses, all approximately = \$7 million. One person serves as resource planner for program in Resource Conservation Division. No General Fund monies are used to fund.

FY2023 Bonds - Annual Debt Service Payment	0
FY2023 Bonds - 20-Year Total Debt Service Payment	0
Total Project Bonds - Annual Debt Service Payment	0
Total Project Bonds - 20-Year Total Debt Service Payment	0



### Explanation of Changes

None.

# Fiscal 2023 Capital Budget

# AGRICULTURAL PRESERVATION PROJECTS

## Project: G0163-Agricultural Land Preservation Program

(In Thousands)	Five Year Capital Program										Master Plan			
	Prior Appr.	FY2023 Budget	Appr. Total	Fiscal 2024	Fiscal 2025	Fiscal 2026	Fiscal 2027	Fiscal 2028	Sub Total	Fiscal 2029	Fiscal 2030	Fiscal 2031	Fiscal 2032	Total Project
PLANS & ENGINEERING	0	0	0	0	0	0	0	0	0	0	0	0	0	0
LAND ACQUISITION	170,608	0	170,608	0	0	0	0	0	0	0	0	0	0	170,608
ADMINISTRATION	0	0	0	0	0	0	0	0	0	0	0	0	0	0
<b>Total Expenditures</b>	<b>170,608</b>	<b>0</b>	<b>170,608</b>	<b>0</b>	<b>0</b>	<b>0</b>	<b>0</b>	<b>0</b>	<b>0</b>	<b>0</b>	<b>0</b>	<b>0</b>	<b>0</b>	<b>170,608</b>
GRANTS	78	0	78	0	0	0	0	0	0	0	0	0	0	78
OTHER SOURCES	156,500	0	156,500	0	0	0	0	0	0	0	0	0	0	156,500
TRANSFER TAX	14,030	0	14,030	0	0	0	0	0	0	0	0	0	0	14,030
<b>Total Funding</b>	<b>170,608</b>	<b>0</b>	<b>170,608</b>	<b>0</b>	<b>0</b>	<b>0</b>	<b>0</b>	<b>0</b>	<b>0</b>	<b>0</b>	<b>0</b>	<b>0</b>	<b>0</b>	<b>170,608</b>

**\$140,799,559 spent and encumbered through February 2022**

**\$139,735,191 spent and encumbered through February 2021**

**Project Status** 1. Project was first funded in FY91.

2. County Installment Purchase Agreement (IPA) Batches 1-9 spent initial allocation of \$55 million through 1997.

3. Allocation of \$15 million approved by County Council in FY01 budget.

4. County IPA Batch 10-Purchased easements for \$2,475,090 on 400.5 acres in June 2002.

5. County IPA Batches 11 and 12-Purchase of easements on approximately 465 acres appr. by County Council, no purchases were completed.

6. County IPA Batch 13-Purchased two easements on approx. 218 acres in FY08 for \$8,369,200. Purchased one easement on 35 acres in FY09 for \$893,000.

7. Remaining FY01 appropriation of \$3,262,710 was spent on first two Batch 14 properties in FY11.

8.\$24,000,000 additional appropriation. made available from FY07 budget & \$12,500,000 additional appropriation from FY08 budget.

9. County IPA Batch 14-\$8,153,290 of FY07 & FY08 appropriations was spent on the acquisition of 374 acres on 4 parcels in FY11.

10. County IPA Batch 14-28,057,000 of FY07 & FY08 appropriations was spent on the acquisition of 793 acres on 3 parcels in FY12.

11. Allocation of \$50 million approved by County Council for FY14.

12. To date, \$4.1 million in cash payments for 2 properties totaling 146 acres.

13. To date \$30.56 million in IPAs for 17 properties totaling 1,020 acres.

FY 2022 Budget	170,608	0	<b>170,608</b>	0	0	0	0	0	<b>0</b>	0	0	0		<b>170,608</b>
Difference 2022 / 2023	0	0	<b>0</b>	0	0	0	0	0	<b>0</b>	0	0	0	0	<b>0</b>

None.



**Howard County, MD**  
**FY 2023 Executive Proposed Capital Budget**  
**ROAD RESURFACING PROJECTS**

Project Information	Funding Source	Prior Approp.	FY 2023	Total	FY 2024	FY 2025	FY 2026	FY 2027	FY 2028	Total
<b>H2011-FY2013 MICRO SURFACING PROGRAM</b>	P	4,700	600	5,300	600	600	600	600	1,000	8,700
A program of applying polymer asphalt emulsion or paving fabric over the existing surface of roads to provide an impervious new wearing surface.	<b>Total</b>	<b>4,700</b>	<b>600</b>	<b>5,300</b>	<b>600</b>	<b>600</b>	<b>600</b>	<b>600</b>	<b>1,000</b>	<b>8,700</b>
<b>H2014-FY2013 ROAD RESURFACING PROGRAM</b>	G	3,242	0	3,242	0	0	0	0	0	3,242
A project to provide resurfacing to various County roads.	P	63,650	10,650	74,300	8,650	8,650	8,650	8,650	12,000	120,900
	<b>Total</b>	<b>66,892</b>	<b>10,650</b>	<b>77,542</b>	<b>8,650</b>	<b>8,650</b>	<b>8,650</b>	<b>8,650</b>	<b>12,000</b>	<b>124,142</b>
<b>H2015-FY2013 ROADWAY INFRASTRUCTURE INVENTORY AND ASSESSMENT</b>	P	900	0	900	500	500	500	500	500	3,400
A program to provide roadway pavement and asset images and pavement data collection, perform pavement management repair assessment, consulting services for optimization of pavement repair recommendations, perform profile data International Roughness Index (IRI) and calculate Pavement Condition Index (PCI).	<b>Total</b>	<b>900</b>	<b>0</b>	<b>900</b>	<b>500</b>	<b>500</b>	<b>500</b>	<b>500</b>	<b>500</b>	<b>3,400</b>
<b>H2016-FY2013 STREET TREE PROGRAM</b>	P	3,750	750	4,500	750	750	750	750	750	8,250
A program to comprehensively address the removal and replacement of street trees.	<b>Total</b>	<b>3,750</b>	<b>750</b>	<b>4,500</b>	<b>750</b>	<b>750</b>	<b>750</b>	<b>750</b>	<b>750</b>	<b>8,250</b>
<b>H2017 - COLD IN-PLACE RECYCLING PROGRAM</b>	P	0	500	500	1,000	1,000	1,000	1,000	1,000	5,500
A program to in-place reconstruct road base to various County roads.	<b>Total</b>	<b>0</b>	<b>500</b>	<b>500</b>	<b>1,000</b>	<b>1,000</b>	<b>1,000</b>	<b>1,000</b>	<b>1,000</b>	<b>5,500</b>
<b>H2018 - HOT IN-PLACE RECYCLING PROGRAM</b>	P	0	0	0	1,000	1,000	1,000	1,000	1,000	5,000
A program to in-place re-profile roads surface to various County roads.	<b>Total</b>	<b>0</b>	<b>0</b>	<b>0</b>	<b>1,000</b>	<b>1,000</b>	<b>1,000</b>	<b>1,000</b>	<b>1,000</b>	<b>5,000</b>
<b>H8904-FY2007 COMMUNITY ROAD REVITALIZATION</b>	B	750	500	1,250	0	0	0	0	500	1,750
A project to upgrade streets, curbs and sidewalks in established neighborhoods.	P	3,475	0	3,475	0	0	0	0	0	3,475

**Howard County, MD**  
**FY 2023 Executive Proposed Capital Budget**  
**ROAD RESURFACING PROJECTS**

Project Information	Funding Source	Prior Approp.	FY 2023	Total	FY 2024	FY 2025	FY 2026	FY 2027	FY 2028	Total
H8904-FY2007 COMMUNITY ROAD REVITALIZATION	Total	4,225	500	4,725	0	0	0	0	500	5,225
<b>ROAD RESURFACING PROJECTS Total</b>		<b>80,467</b>	<b>13,000</b>	<b>93,467</b>	<b>12,500</b>	<b>12,500</b>	<b>12,500</b>	<b>12,500</b>	<b>16,750</b>	<b>160,217</b>

**Howard County, MD**  
**FY 2023 Executive Proposed Capital Budget (\$000)**  
**ROAD RESURFACING PROJECTS**

	<b>Revenue Source</b>	<b>Prior Total</b>	<b>Current FY</b>	<b>Appropriation Total</b>
B	BONDS	750	500	1,250
G	GRANTS	3,242	0	3,242
P	PAY AS YOU GO	76,475	12,500	88,975
<b>Total</b>		<b>80,467</b>	<b>13,000</b>	<b>93,467</b>





**Howard County, MD**  
**FY 2023 Executive Proposed 5 Year Capital Budget Project Type Summary**  
**ROAD RESURFACING PROJECTS**

<b>Revenue Source</b>		<b>Prior Approp</b>	<b>Current FY</b>	<b>2024</b>	<b>2025</b>	<b>2026</b>	<b>2027</b>	<b>2028</b>	<b>Total</b>
B	BONDS	750	500	0	0	0	0	500	1,750
G	GRANTS	3,242	0	0	0	0	0	0	3,242
P	PAY AS YOU GO	76,475	12,500	12,500	12,500	12,500	12,500	16,250	155,225
<b>Total</b>		<b>80,467</b>	<b>13,000</b>	<b>12,500</b>	<b>12,500</b>	<b>12,500</b>	<b>12,500</b>	<b>16,750</b>	<b>160,217</b>



# Fiscal 2023 Capital Budget

# ROAD RESURFACING PROJECTS

## Project: H2011-FY2013 MICRO SURFACING PROGRAM

(In Thousands)	Five Year Capital Program									Master Plan				Total Project
	Prior Appr.	FY2023 Budget	Appr. Total	Fiscal 2024	Fiscal 2025	Fiscal 2026	Fiscal 2027	Fiscal 2028	Sub Total	Fiscal 2029	Fiscal 2030	Fiscal 2031	Fiscal 2032	
CONSTRUCTION	4,700	600	5,300	600	600	600	600	1,000	3,400	1,000	1,000	1,000	1,000	12,700
<b>Total Expenditures</b>	<b>4,700</b>	<b>600</b>	<b>5,300</b>	<b>600</b>	<b>600</b>	<b>600</b>	<b>600</b>	<b>1,000</b>	<b>3,400</b>	<b>1,000</b>	<b>1,000</b>	<b>1,000</b>	<b>1,000</b>	<b>12,700</b>
PAY AS YOU GO	4,700	600	5,300	600	600	600	600	1,000	3,400	1,000	1,000	1,000	1,000	12,700
<b>Total Funding</b>	<b>4,700</b>	<b>600</b>	<b>5,300</b>	<b>600</b>	<b>600</b>	<b>600</b>	<b>600</b>	<b>1,000</b>	<b>3,400</b>	<b>1,000</b>	<b>1,000</b>	<b>1,000</b>	<b>1,000</b>	<b>12,700</b>

**\$4,600,000 spent and encumbered through February 2022**

**\$3,500,000 spent and encumbered through February 2021**

### Project Status

FY 2022 Budget	4,700	600	<b>5,300</b>	600	600	600	600	0	<b>2,400</b>	0	0	0		<b>7,700</b>
Difference 2022 / 2023	0	0	<b>0</b>	0	0	0	0	1,000	<b>1,000</b>	1,000	1,000	1,000	1,000	<b>5,000</b>

## Project: H2014-FY2013 ROAD RESURFACING PROGRAM

### Description

A project to provide resurfacing to various County roads. The roads are selected and prioritized by the Pavement Management System (PMS). The PMS rates roads based on the actual observed conditions of the road surface. Milling, patching, shoulder improvements, surface-seal, curbs, pavement assessment, and other road preparation work may be required. High visibility lane markers may be installed to improve driving conditions. Currently, County maintains approximately 1,080 miles of roads.

### Justification

The roads are rated based on observation and maintenance history and are impartially recommended for a priority relative to the needs of all other roads in the County system.

### Remarks

1. Roads not completed this fiscal year will be completed in subsequent fiscal years.
2. Recent cuts in the paving budget have led to increasing deterioration in the pavement and more costly rehabilitation is required.
3. TAO#1-2019. TAO #1-2018. TAO #1-2014.
4. FY15 - \$1.5M Paygo funding utilized for operating budget revenue shortfall.
5. GRANT represents County share of estimated Highway User revenue. FY21 No State User revenue available.

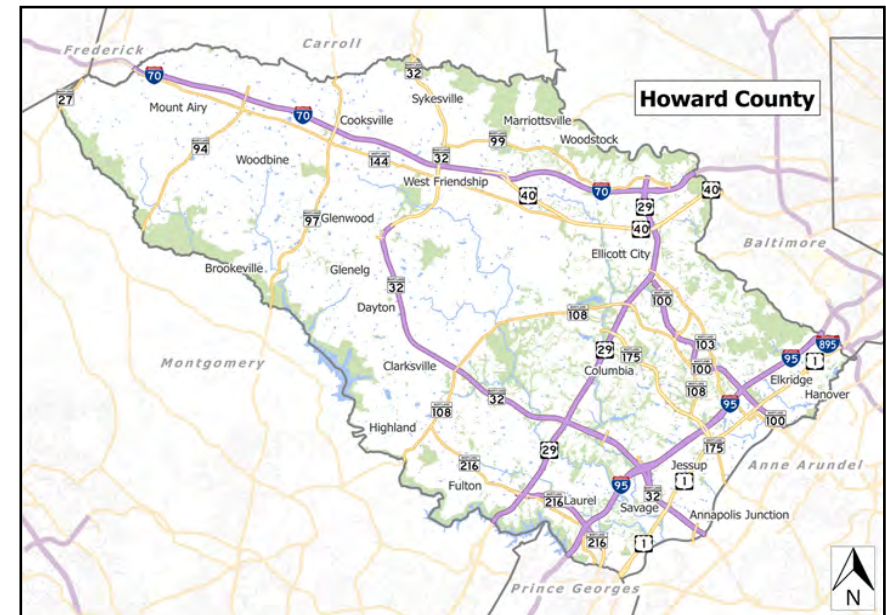
### Project Schedule

Approximately 10 lane miles of roads paved per \$1M budgeted.  
 Project completed as funding available.  
 Close at program completion.

### Operating Budget Impact

Reduce maintenance costs

FY2023 Bonds - Annual Debt Service Payment	0
FY2023 Bonds - 20-Year Total Debt Service Payment	0
Total Project Bonds - Annual Debt Service Payment	0
Total Project Bonds - 20-Year Total Debt Service Payment	0



### Explanation of Changes

None

# Fiscal 2023 Capital Budget

# ROAD RESURFACING PROJECTS

## Project: H2014-FY2013 ROAD RESURFACING PROGRAM

(In Thousands)	Five Year Capital Program									Master Plan				
	Prior Appr.	FY2023 Budget	Appr. Total	Fiscal 2024	Fiscal 2025	Fiscal 2026	Fiscal 2027	Fiscal 2028	Sub Total	Fiscal 2029	Fiscal 2030	Fiscal 2031	Fiscal 2032	Total Project
CONSTRUCTION	66,892	10,650	77,542	8,650	8,650	8,650	8,650	12,000	46,600	12,000	12,000	12,000	12,000	172,142
<b>Total Expenditures</b>	<b>66,892</b>	<b>10,650</b>	<b>77,542</b>	<b>8,650</b>	<b>8,650</b>	<b>8,650</b>	<b>8,650</b>	<b>12,000</b>	<b>46,600</b>	<b>12,000</b>	<b>12,000</b>	<b>12,000</b>	<b>12,000</b>	<b>172,142</b>
GRANTS	3,242	0	3,242	0	0	0	0	0	0	0	0	0	0	3,242
PAY AS YOU GO	63,650	10,650	74,300	8,650	8,650	8,650	8,650	12,000	46,600	12,000	12,000	12,000	12,000	168,900
<b>Total Funding</b>	<b>66,892</b>	<b>10,650</b>	<b>77,542</b>	<b>8,650</b>	<b>8,650</b>	<b>8,650</b>	<b>8,650</b>	<b>12,000</b>	<b>46,600</b>	<b>12,000</b>	<b>12,000</b>	<b>12,000</b>	<b>12,000</b>	<b>172,142</b>

**\$65,925,817 spent and encumbered through February 2022**

**\$56,426,192 spent and encumbered through February 2021**

### Project Status

FY 2022 Budget	66,892	8,150	<b>75,042</b>	8,650	8,650	8,650	8,650	12,000	<b>46,600</b>	12,000	12,000	12,000		<b>157,642</b>
Difference 2022 / 2023	0	2,500	<b>2,500</b>	0	0	0	0	0	<b>0</b>	0	0	0	12,000	<b>14,500</b>

## Project: H2015-FY2013 ROADWAY INFRASTRUCTURE INVENTORY AND ASSESSMENT

### Description

A program to provide roadway pavement and asset images and pavement data collection, perform pavement management repair assessment, consulting services for optimization of pavement repair recommendations, perform profile data International Roughness Index (IRI) and calculate Pavement Condition Index (PCI).

### Justification

A new pavement management system planned to replace the previous EnterInfo system for the best use of the limited paving budget. Results of roadway assessment used in decision matrix to determine future roadway repairs.

### Remarks

1. Roads conditions are worsening due to the lack of funding for pavement preservation.
2. The new system is expected to assist with fixed asset management.

### Project Schedule

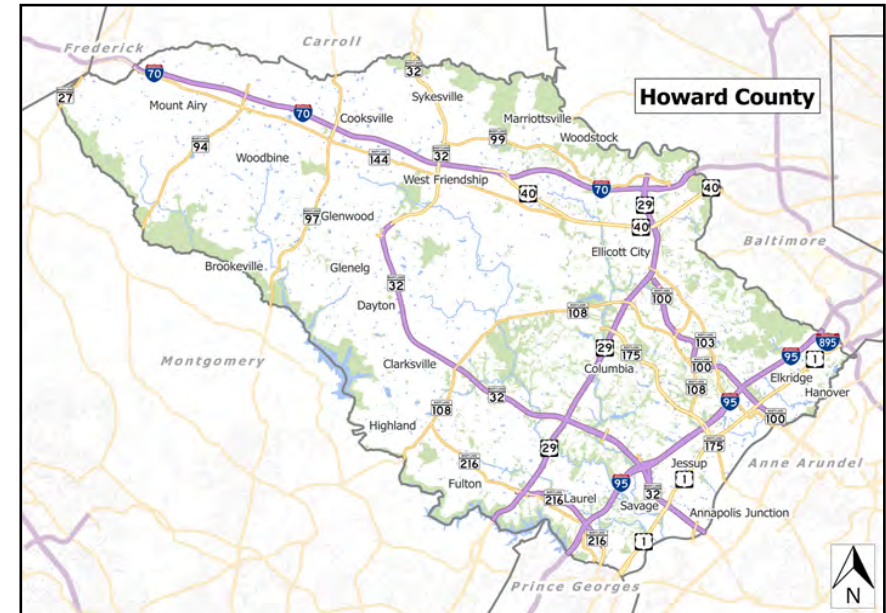
FY21-FY23 - 3D automated image data collections & processing. Pavement distresses assessment & validation. Hardware purchase & implementation. Right-of-way assets collections & processing.

Project completed as funding available.  
Close at program completion.

### Operating Budget Impact

Reduce maintenance costs

FY2023 Bonds - Annual Debt Service Payment	0
FY2023 Bonds - 20-Year Total Debt Service Payment	0
Total Project Bonds - Annual Debt Service Payment	0
Total Project Bonds - 20-Year Total Debt Service Payment	0



# Fiscal 2023 Capital Budget

# ROAD RESURFACING PROJECTS

## Project: H2015-FY2013 ROADWAY INFRASTRUCTURE INVENTORY AND ASSESSMENT

(In Thousands)	Five Year Capital Program									Master Plan				
	Prior Appr.	FY2023 Budget	Appr. Total	Fiscal 2024	Fiscal 2025	Fiscal 2026	Fiscal 2027	Fiscal 2028	Sub Total	Fiscal 2029	Fiscal 2030	Fiscal 2031	Fiscal 2032	Total Project
PLANS & ENGINEERING	800	0	800	500	500	500	500	500	2,500	500	500	500	500	5,300
CONSTRUCTION	0	0	0	0	0	0	0	0	0	0	0	0	0	0
ADMINISTRATION	20	0	20	0	0	0	0	0	0	0	0	0	0	20
EQUIPMENT & FURNISHINGS	50	0	50	0	0	0	0	0	0	0	0	0	0	50
OTHER	30	0	30	0	0	0	0	0	0	0	0	0	0	30
<b>Total Expenditures</b>	<b>900</b>	<b>0</b>	<b>900</b>	<b>500</b>	<b>500</b>	<b>500</b>	<b>500</b>	<b>500</b>	<b>2,500</b>	<b>500</b>	<b>500</b>	<b>500</b>	<b>500</b>	<b>5,400</b>
PAY AS YOU GO	900	0	900	500	500	500	500	500	2,500	500	500	500	500	5,400
<b>Total Funding</b>	<b>900</b>	<b>0</b>	<b>900</b>	<b>500</b>	<b>500</b>	<b>500</b>	<b>500</b>	<b>500</b>	<b>2,500</b>	<b>500</b>	<b>500</b>	<b>500</b>	<b>500</b>	<b>5,400</b>

**\$682,790 spent and encumbered through February 2022**

**\$389,275 spent and encumbered through February 2021**

### Project Status

FY 2022 Budget	900	500	<b>1,400</b>	500	500	500	500	500	<b>2,500</b>	500	500	500		<b>5,400</b>
Difference 2022 / 2023	0	(500)	<b>(500)</b>	0	0	0	0	0	<b>0</b>	0	0	0	500	<b>0</b>

Budget request amended to meet estimated project schedule.



# Fiscal 2023 Capital Budget

# ROAD RESURFACING PROJECTS

## Project: H2016-FY2013 STREET TREE PROGRAM

### Description

A program to comprehensively address the removal and replacement of street trees.

### Justification

The County maintains approximately 260,000 street trees including approximately 20,000 Ash trees. The Emerald Ash Borer is in Howard County and the borer will kill every Ash tree in the County if nothing is done. The program will address Emerald Ash Borer by a combination of removal and replacement of infected trees and inoculation of high value trees. This program will also be used to remove and replace trees infected with other infestations.

### Remarks

1. The Maryland Department of Agriculture issued a quarantine for Howard County on June 10, 2011 and expanded to all Maryland counties west of the Bay on July 11, 2011.
2. Administration costs in the first year will be used to update the Ash tree inventory.
3. Approximately 2,600 trees need to be removed and replanted.

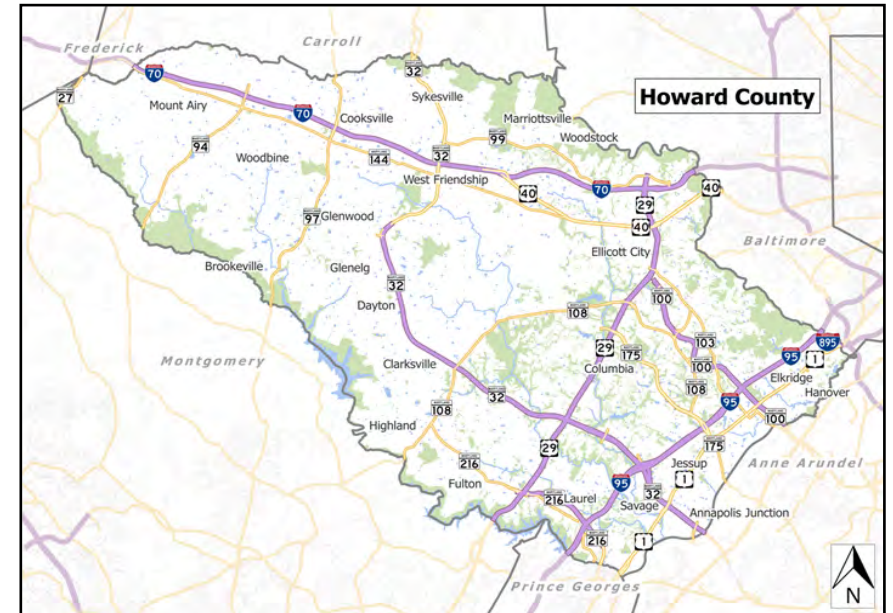
### Project Schedule

Close at program completion

### Operating Budget Impact

No Operating Impact

FY2023 Bonds - Annual Debt Service Payment	0
FY2023 Bonds - 20-Year Total Debt Service Payment	0
Total Project Bonds - Annual Debt Service Payment	0
Total Project Bonds - 20-Year Total Debt Service Payment	0



### Explanation of Changes

None



# Fiscal 2023 Capital Budget

# ROAD RESURFACING PROJECTS

## Project: H2016-FY2013 STREET TREE PROGRAM

(In Thousands)	Five Year Capital Program									Master Plan				
	Prior Appr.	FY2023 Budget	Appr. Total	Fiscal 2024	Fiscal 2025	Fiscal 2026	Fiscal 2027	Fiscal 2028	Sub Total	Fiscal 2029	Fiscal 2030	Fiscal 2031	Fiscal 2032	Total Project
CONSTRUCTION	3,700	750	4,450	750	750	750	750	750	3,750	750	750	750	0	10,450
ADMINISTRATION	50	0	50	0	0	0	0	0	0	0	0	0	0	50
<b>Total Expenditures</b>	<b>3,750</b>	<b>750</b>	<b>4,500</b>	<b>750</b>	<b>750</b>	<b>750</b>	<b>750</b>	<b>750</b>	<b>3,750</b>	<b>750</b>	<b>750</b>	<b>750</b>	<b>0</b>	<b>10,500</b>
PAY AS YOU GO	3,750	750	4,500	750	750	750	750	750	3,750	750	750	750	0	10,500
<b>Total Funding</b>	<b>3,750</b>	<b>750</b>	<b>4,500</b>	<b>750</b>	<b>750</b>	<b>750</b>	<b>750</b>	<b>750</b>	<b>3,750</b>	<b>750</b>	<b>750</b>	<b>750</b>	<b>0</b>	<b>10,500</b>

**\$3,574,728 spent and encumbered through February 2022**

**\$2,999,728 spent and encumbered through February 2021**

### Project Status

FY 2022 Budget	3,750	750	<b>4,500</b>	750	750	750	750	750	<b>3,750</b>	750	750	750		<b>10,500</b>
Difference 2022 / 2023	0	0	<b>0</b>	0	0	0	0	0	<b>0</b>	0	0	0	0	<b>0</b>



# Fiscal 2023 Capital Budget

# ROAD RESURFACING PROJECTS

## Project: H2017 - COLD IN-PLACE RECYCLING PROGRAM

(In Thousands)				Five Year Capital Program						Master Plan				
Appropriation Object Class	Prior Appr.	FY2023 Budget	Appr. Total	Fiscal 2024	Fiscal 2025	Fiscal 2026	Fiscal 2027	Fiscal 2028	Sub Total	Fiscal 2029	Fiscal 2030	Fiscal 2031	Fiscal 2032	Total Project
CONSTRUCTION	0	500	500	1,000	1,000	1,000	1,000	1,000	5,000	1,000	1,000	1,000	1,000	9,500
<b>Total Expenditures</b>	<b>0</b>	<b>500</b>	<b>500</b>	<b>1,000</b>	<b>1,000</b>	<b>1,000</b>	<b>1,000</b>	<b>1,000</b>	<b>5,000</b>	<b>1,000</b>	<b>1,000</b>	<b>1,000</b>	<b>1,000</b>	<b>9,500</b>
PAY AS YOU GO	0	500	500	1,000	1,000	1,000	1,000	1,000	5,000	1,000	1,000	1,000	1,000	9,500
<b>Total Funding</b>	<b>0</b>	<b>500</b>	<b>500</b>	<b>1,000</b>	<b>1,000</b>	<b>1,000</b>	<b>1,000</b>	<b>1,000</b>	<b>5,000</b>	<b>1,000</b>	<b>1,000</b>	<b>1,000</b>	<b>1,000</b>	<b>9,500</b>

**\$0 spent and encumbered through February 2022**

**\$0 spent and encumbered through February 2021**

### Project Status

FY 2022 Budget	0	0	<b>0</b>	1,000	1,000	1,000	1,000	1,000	<b>5,000</b>	1,000	1,000	1,000		<b>8,000</b>
Difference 2022 / 2023	0	500	<b>500</b>	0	0	0	0	0	<b>0</b>	0	0	0	1,000	<b>1,500</b>

Additional method to reconstruct roadbase.

# Fiscal 2023 Capital Budget

# ROAD RESURFACING PROJECTS

## Project: H2018 - HOT IN-PLACE RECYCLING PROGRAM

### Description

A program to in-place re-profile roads surface to various County roads. The roads are selected and prioritized by the Pavement Management System (PMS). The PMS rated roads based on American Society for Testing & Materials (ASTM) standard practices for pavement condition index (PCI) measurement.

### Justification

The selected and prioritized roads are based on observation and maintenance history from each Highways maintenance shop. The County roads, especially in the west zone were undertaken several chip seal layers of treatment; many roads are out of crown for drainage. Without proper road crown restoration, the road becomes slippery during the winter season and hydroplaning in the wet weather. The selected roads will be milled down through surface recycling, remixing, repaving, or reheating processes to obtain the same pavement strength as traditional mill/wedge leveling/overlay processes with less cost. The hot in-place sustainable asphalt recycling shall achieve the goals of carbon footprint reduction and reuse of valuable nature resource. It also provides safer roads for motorists.

### Remarks

1. The selected roads shall have a sound base for hot in-place asphalt recycling. Additional surface treatment may be added for a smooth surface.
2. Companion project H2014.

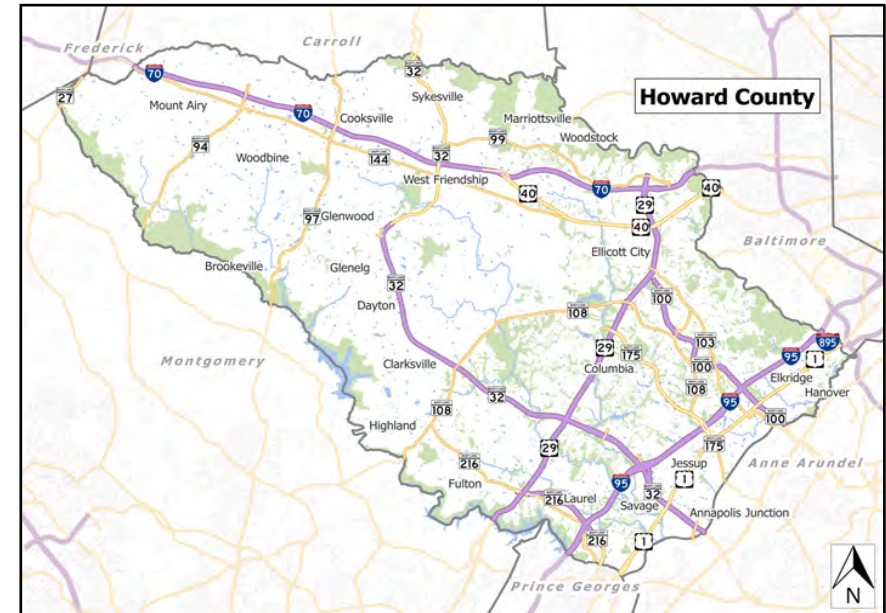
### Project Schedule

Project completed as funding available.  
Close at program completion.

### Operating Budget Impact

No Operating Impact

FY2023 Bonds - Annual Debt Service Payment	0
FY2023 Bonds - 20-Year Total Debt Service Payment	0
Total Project Bonds - Annual Debt Service Payment	0
Total Project Bonds - 20-Year Total Debt Service Payment	0



### Explanation of Changes

None

# Fiscal 2023 Capital Budget

# ROAD RESURFACING PROJECTS

## Project: H2018 - HOT IN-PLACE RECYCLING PROGRAM

(In Thousands)				Five Year Capital Program						Master Plan				
Appropriation Object Class	Prior Appr.	FY2023 Budget	Appr. Total	Fiscal 2024	Fiscal 2025	Fiscal 2026	Fiscal 2027	Fiscal 2028	Sub Total	Fiscal 2029	Fiscal 2030	Fiscal 2031	Fiscal 2032	Total Project
CONSTRUCTION	0	0	0	1,000	1,000	1,000	1,000	1,000	5,000	1,000	1,000	1,000	0	8,000
<b>Total Expenditures</b>	<b>0</b>	<b>0</b>	<b>0</b>	<b>1,000</b>	<b>1,000</b>	<b>1,000</b>	<b>1,000</b>	<b>1,000</b>	<b>5,000</b>	<b>1,000</b>	<b>1,000</b>	<b>1,000</b>	<b>0</b>	<b>8,000</b>
PAY AS YOU GO	0	0	0	1,000	1,000	1,000	1,000	1,000	5,000	1,000	1,000	1,000	0	8,000
<b>Total Funding</b>	<b>0</b>	<b>0</b>	<b>0</b>	<b>1,000</b>	<b>1,000</b>	<b>1,000</b>	<b>1,000</b>	<b>1,000</b>	<b>5,000</b>	<b>1,000</b>	<b>1,000</b>	<b>1,000</b>	<b>0</b>	<b>8,000</b>

**\$0 spent and encumbered through February 2022**

**\$0 spent and encumbered through February 2021**

### Project Status

FY 2022 Budget	0	0	<b>0</b>	1,000	1,000	1,000	1,000	1,000	<b>5,000</b>	1,000	1,000	1,000		<b>8,000</b>
Difference 2022 / 2023	0	0	<b>0</b>	0	0	0	0	0	<b>0</b>	0	0	0	0	<b>0</b>

None

# Fiscal 2023 Capital Budget

# ROAD RESURFACING PROJECTS

## Project: H8904-FY2007 COMMUNITY ROAD REVITALIZATION

### Description

A project to upgrade streets, curbs and sidewalks in established neighborhoods.

### Justification

A program to resurface streets in conjunction with curbs and sidewalk replacement. Streets in this program will require less than total reconstruction and more than pavement preservation.

### Remarks

Targeted streets will be chosen by the annual pavement inspection, by needed drainage improvements and by community request.

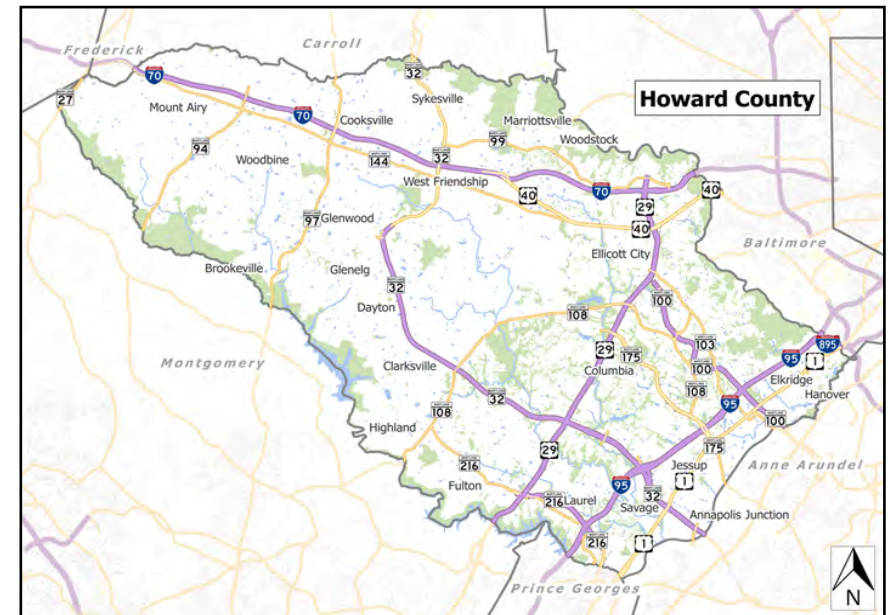
### Project Schedule

Project completed as funding available.  
Close at program completion

### Operating Budget Impact

Reduce maintenance costs

FY2023 Bonds - Annual Debt Service Payment	38,177
FY2023 Bonds - 20-Year Total Debt Service Payment	763,548
Total Project Bonds - Annual Debt Service Payment	286,330
Total Project Bonds - 20-Year Total Debt Service Payment	5,726,607



# Fiscal 2023 Capital Budget

# ROAD RESURFACING PROJECTS

## Project: H8904-FY2007 COMMUNITY ROAD REVITALIZATION

(In Thousands)	Five Year Capital Program									Master Plan				
	Prior Appr.	FY2023 Budget	Appr. Total	Fiscal 2024	Fiscal 2025	Fiscal 2026	Fiscal 2027	Fiscal 2028	Sub Total	Fiscal 2029	Fiscal 2030	Fiscal 2031	Fiscal 2032	Total Project
CONSTRUCTION	4,225	500	4,725	0	0	0	0	500	500	500	500	500	500	7,225
<b>Total Expenditures</b>	<b>4,225</b>	<b>500</b>	<b>4,725</b>	<b>0</b>	<b>0</b>	<b>0</b>	<b>0</b>	<b>500</b>	<b>500</b>	<b>500</b>	<b>500</b>	<b>500</b>	<b>500</b>	<b>7,225</b>
BONDS	750	500	1,250	0	0	0	0	500	500	500	500	500	500	3,750
PAY AS YOU GO	3,475	0	3,475	0	0	0	0	0	0	0	0	0	0	3,475
<b>Total Funding</b>	<b>4,225</b>	<b>500</b>	<b>4,725</b>	<b>0</b>	<b>0</b>	<b>0</b>	<b>0</b>	<b>500</b>	<b>500</b>	<b>500</b>	<b>500</b>	<b>500</b>	<b>500</b>	<b>7,225</b>

**\$3,963,853 spent and encumbered through February 2022**

**\$3,963,853 spent and encumbered through February 2021**

### Project Status

FY 2022 Budget	4,225	0	<b>4,225</b>	0	0	0	0	500	<b>500</b>	500	500	500		<b>6,225</b>
Difference 2022 / 2023	0	500	<b>500</b>	0	0	0	0	0	<b>0</b>	0	0	0	500	<b>1,000</b>





**Howard County, MD**  
**FY 2023 Executive Proposed Capital Budget**  
**ROAD CONSTRUCTION PROJECTS**

Project Information	Funding Source	Prior Approp.	FY 2023	Total	FY 2024	FY 2025	FY 2026	FY 2027	FY 2028	Total
<b>J4076-DEFAULTED DEVELOPER AGREEMENTS</b>	D	8,700	0	8,700	0	0	0	0	0	8,700
An appropriation is requested under this project to construct roads, stormwater management, storm drains, street trees, or associated facilities where the developer has failed to build all facilities in accordance with the plans and Developer Agreement.	<b>Total</b>	<b>8,700</b>	<b>0</b>	<b>8,700</b>	<b>0</b>	<b>0</b>	<b>0</b>	<b>0</b>	<b>0</b>	<b>8,700</b>
<b>J4099-CATEGORY CONTINGENCY FUND</b>	B	85	0	85	0	0	0	0	0	85
The fund is designed for use as a revenue source for Transfers of Appropriation during a fiscal year.	O	380	0	380	0	0	0	0	0	380
	X	250	0	250	0	0	0	0	0	250
	<b>Total</b>	<b>715</b>	<b>0</b>	<b>715</b>	<b>0</b>	<b>0</b>	<b>0</b>	<b>0</b>	<b>0</b>	<b>715</b>
<b>J4110-FY1991 DORSEY RUN ROAD - SOUTH LINK</b>	B	810	0	810	0	0	0	0	0	810
A project for design and construction of approximately 5,000 feet of Dorsey Run Road from Guilford Road north to the CSX railroad spur crossing.	E	2,350	0	2,350	0	0	0	0	0	2,350
	G	100	0	100	0	0	0	0	0	100
	O	626	0	626	0	0	0	0	0	626
	X	4,176	0	4,176	0	0	0	0	0	4,176
	<b>Total</b>	<b>8,062</b>	<b>0</b>	<b>8,062</b>	<b>0</b>	<b>0</b>	<b>0</b>	<b>0</b>	<b>0</b>	<b>8,062</b>
<b>J4121-PRIVATE ROAD RECONSTRUCTION PROGRAM</b>	B	805	0	805	0	0	0	0	0	805
This project will provide for the reconstruction of private roads to bring them to a minimum standard for an all-weather roadway per Howard County Design Manual Volume III.	O	23	0	23	0	0	0	0	0	23
	<b>Total</b>	<b>828</b>	<b>0</b>	<b>828</b>	<b>0</b>	<b>0</b>	<b>0</b>	<b>0</b>	<b>0</b>	<b>828</b>
<b>J4142-FY1998 HALL SHOP ROAD IMPROVEMENTS</b>	B	942	0	942	0	0	0	0	0	942
Reconstruct Hall Shop Road (a major collector) at two locations to improve sight distance and eliminate a sharp curve.	<b>Total</b>	<b>942</b>	<b>0</b>	<b>942</b>	<b>0</b>	<b>0</b>	<b>0</b>	<b>0</b>	<b>0</b>	<b>942</b>

**Howard County, MD**  
**FY 2023 Executive Proposed Capital Budget**  
**ROAD CONSTRUCTION PROJECTS**

Project Information	Funding Source	Prior Approp.	FY 2023	Total	FY 2024	FY 2025	FY 2026	FY 2027	FY 2028	Total
<b>J4148-FY2000 DORSEY RUN ROAD EXTENSION</b> This project is for the extension of Dorsey Run Road from MD103 to MD175, a total of approximately 3 miles.	B	1,618	0	1,618	0	0	0	0	0	1,618
	D	2,275	0	2,275	0	0	0	0	0	2,275
	E	4,052	0	4,052	0	0	0	0	0	4,052
	G	130	0	130	0	0	0	0	0	130
	P	185	0	185	0	0	0	0	0	185
	X	24,745	0	24,745	0	0	0	0	0	24,745
	<b>Total</b>	<b>33,005</b>	<b>0</b>	<b>0</b>	<b>33,005</b>	<b>0</b>	<b>0</b>	<b>0</b>	<b>0</b>	<b>0</b>
<b>J4154-FY1998 RETAINING WALL REPLACEMENTS</b> A Countywide project for the design and construction of replacement or rehabilitated retaining walls.	B	2,129	0	2,129	0	0	0	0	0	2,129
	P	215	0	215	0	0	0	0	0	215
	<b>Total</b>	<b>2,344</b>	<b>0</b>	<b>0</b>	<b>2,344</b>	<b>0</b>	<b>0</b>	<b>0</b>	<b>0</b>	<b>0</b>
<b>J4155-FY2012 MARRIOTTSVILLE RD SAFETY IMPROVEMENTS</b> Reconstruct shoulders, replace guardrails and stabilize roadway embankment at numerous locations along 2.	B	1,100	0	1,100	0	0	0	0	0	1,100
	D	15	0	15	0	0	0	0	0	15
	<b>Total</b>	<b>1,115</b>	<b>0</b>	<b>0</b>	<b>1,115</b>	<b>0</b>	<b>0</b>	<b>0</b>	<b>0</b>	<b>0</b>
<b>J4167-FY2010 SNOWDEN RIVER BROKEN LAND INTERSECT</b> A project for design and reconstruction of the Snowden River Parkway - Broken Land Parkway - Patuxent Woods Drive intersection including westbound MD32 ramp to northbound Broken Land Parkway.	B	215	200	415	0	2,580	0	0	0	2,995
	X	680	0	680	0	0	0	0	0	680
	<b>Total</b>	<b>895</b>	<b>200</b>	<b>0</b>	<b>1,095</b>	<b>0</b>	<b>2,580</b>	<b>0</b>	<b>0</b>	<b>0</b>
<b>J4170-FY2004 ROGER'S AVENUE IMPROVEMENTS</b> A project for design and construction of approximately 1,500 LF of Rogers Avenue from existing improvements near US40 to Court House Drive.	B	575	0	575	0	0	0	0	0	575
	D	116	0	116	0	0	0	0	0	116
	X	3,535	0	3,535	0	0	0	0	0	3,535
	<b>Total</b>	<b>4,226</b>	<b>0</b>	<b>0</b>	<b>4,226</b>	<b>0</b>	<b>0</b>	<b>0</b>	<b>0</b>	<b>0</b>

**Howard County, MD**  
**FY 2023 Executive Proposed Capital Budget**  
**ROAD CONSTRUCTION PROJECTS**

Project Information	Funding Source	Prior Approp.	FY 2023	Total	FY 2024	FY 2025	FY 2026	FY 2027	FY 2028	Total	
<b>J4173-FY2000 HANOVER ROAD IMPROVEMENTS</b> A project for the study, design and reconstruction of the Hanover Road at Hi-Tech Road intersection.	B	255	0	255	0	0	0	0	0	255	
	E	150	0	150	0	0	0	0	0	150	
	X	230	0	230	0	0	0	0	0	230	
	<b>Total</b>	<b>635</b>	<b>0</b>	<b>635</b>	<b>0</b>	<b>0</b>	<b>0</b>	<b>0</b>	<b>0</b>	<b>0</b>	<b>635</b>
	<hr/>										
<b>J4177-FY2001 STATE ROAD CONSTRUCTION</b> A project for cost sharing of new State roadway construction within Howard County that is consistent with the objectives of the Plan Howard 2030.	B	2,625	0	2,625	0	0	0	0	0	2,625	
	D	51	0	51	0	0	0	0	0	51	
	E	3,800	0	3,800	0	0	0	0	0	3,800	
	X	18,114	0	18,114	0	0	0	0	0	18,114	
	<b>Total</b>	<b>24,590</b>	<b>0</b>	<b>24,590</b>	<b>0</b>	<b>0</b>	<b>0</b>	<b>0</b>	<b>0</b>	<b>0</b>	<b>24,590</b>
<hr/>											
<b>J4181-FY2003 GUILFORD RD (US1 to DORSEY RUN RD)</b> This project is to study, design, and reconstruct Guilford Road to three lanes from US1 to Old Dorsey Run Road; a distance of 5,800 LF.	D	25	0	25	0	0	0	0	0	25	
	E	330	0	330	0	0	0	0	0	330	
	X	1,535	0	1,535	0	0	0	0	0	1,535	
	<b>Total</b>	<b>1,890</b>	<b>0</b>	<b>1,890</b>	<b>0</b>	<b>0</b>	<b>0</b>	<b>0</b>	<b>0</b>	<b>0</b>	<b>1,890</b>
	<hr/>										
<b>J4182-FY2002 DORSEY RUN ROAD IMPROVEMENTS</b> This project is to study, design and reconstruct Dorsey Run Road to four lanes from MD175 south to the CSX railroad spur crossing; a distance of 6,000 LF.	B	300	0	300	0	0	0	0	0	300	
	D	35	0	35	0	0	0	0	0	35	
	E	2,540	0	2,540	0	0	0	0	0	2,540	
	X	425	0	425	0	0	0	0	0	425	
	<b>Total</b>	<b>3,300</b>	<b>0</b>	<b>3,300</b>	<b>0</b>	<b>0</b>	<b>0</b>	<b>0</b>	<b>0</b>	<b>0</b>	<b>3,300</b>
<hr/>											
<b>J4202-FY2004 STEPHENS ROAD IMPROVEMENTS</b> A project for the design and reconstruction of Stephens Road from Whiskey Bottom Road to Gorman Road.	D	50	0	50	0	0	0	0	0	50	
	X	9,110	0	9,110	0	0	0	0	0	9,110	
	<b>Total</b>	<b>9,160</b>	<b>0</b>	<b>9,160</b>	<b>0</b>	<b>0</b>	<b>0</b>	<b>0</b>	<b>0</b>	<b>0</b>	<b>9,160</b>
<hr/>											
<b>J4205-FY2006 MARRIOTTSVILLE ROAD IMPROVEMENTS</b> A project to widen Marriottsville Road from MD99 to US40, including the Marriottsville Road bridge over I-70.	B	0	0	0	0	0	3,000	3,000	14,375	20,375	
	E	250	0	250	0	0	0	0	0	250	
	O	830	0	830	0	0	0	0	0	830	
	X	4,875	0	4,875	0	0	0	0	0	4,875	
	<hr/>										

**Howard County, MD**  
**FY 2023 Executive Proposed Capital Budget**  
**ROAD CONSTRUCTION PROJECTS**

Project Information	Funding Source	Prior Approp.	FY 2023	Total	FY 2024	FY 2025	FY 2026	FY 2027	FY 2028	Total
<b>J4205-FY2006 MARRIOTTSVILLE ROAD</b>	<b>Total</b>	<b>5,955</b>	<b>0</b>	<b>5,955</b>	<b>0</b>	<b>0</b>	<b>3,000</b>	<b>3,000</b>	<b>14,375</b>	<b>26,330</b>
<b>J4206-FY2007 MONTEVIDEO ROAD IMPROVEMENTS</b>	B	1,755	0	1,755	0	0	0	0	0	1,755
A project to improve Montevideo Road as detailed in the Montevideo Road Study.	D	60	0	60	0	0	0	0	0	60
	X	9,115	0	9,115	0	0	0	0	0	9,115
	<b>Total</b>	<b>10,930</b>	<b>0</b>	<b>10,930</b>	<b>0</b>	<b>0</b>	<b>0</b>	<b>0</b>	<b>0</b>	<b>10,930</b>
<b>J4207-FY2009 OAKLAND MILLS ROAD IMPROVEMENTS</b>	B	185	0	185	0	0	0	0	0	185
A project to improve Oakland Mills Road from Guilford Road northward to Carters Lane.	D	11	0	11	0	0	0	0	0	11
	X	5,900	0	5,900	0	0	0	0	0	5,900
	<b>Total</b>	<b>6,096</b>	<b>0</b>	<b>6,096</b>	<b>0</b>	<b>0</b>	<b>0</b>	<b>0</b>	<b>0</b>	<b>6,096</b>
<b>J4211-FY2007 ROADWAY CAPACITY IMPROVEMENTS</b>	B	400	0	400	0	0	0	0	0	400
A project to provide increased capacity and safety on various County roads and intersections.	X	1,300	0	1,300	0	0	0	0	0	1,300
	<b>Total</b>	<b>1,700</b>	<b>0</b>	<b>1,700</b>	<b>0</b>	<b>0</b>	<b>0</b>	<b>0</b>	<b>0</b>	<b>1,700</b>
<b>J4212-FY2007 STATE ROAD CONSTRUCTION</b>	B	300	0	300	0	0	0	0	0	300
A project for cost sharing of new State roadway construction within Howard County that is consistent with the objectives of the Plan Howard 2030.	D	350	0	350	0	0	0	0	0	350
	E	500	0	500	0	0	0	0	0	500
	G	1,300	0	1,300	0	0	0	0	0	1,300
	X	33,250	0	33,250	0	0	0	0	0	33,250
	<b>Total</b>	<b>35,700</b>	<b>0</b>	<b>35,700</b>	<b>0</b>	<b>0</b>	<b>0</b>	<b>0</b>	<b>0</b>	<b>35,700</b>
<b>J4214-FY2007 GUILFORD AT VOLLMERHAUSEN IMPROVEMENTS</b>	B	2,970	0	2,970	0	0	0	0	0	2,970
A project to design and construct improvements to the intersection of Guilford Road at Vollmerhausen Road and along Guilford Road to the west towards Carroll Heights Ave.	X	570	0	570	0	0	0	0	0	570
	<b>Total</b>	<b>3,540</b>	<b>0</b>	<b>3,540</b>	<b>0</b>	<b>0</b>	<b>0</b>	<b>0</b>	<b>0</b>	<b>3,540</b>

**Howard County, MD**  
**FY 2023 Executive Proposed Capital Budget**  
**ROAD CONSTRUCTION PROJECTS**

Project Information	Funding Source	Prior Approp.	FY 2023	Total	FY 2024	FY 2025	FY 2026	FY 2027	FY 2028	Total
<b>J4215-FY2007 MARRIOTTSVILLE ROAD from US40 to MD144</b> Realignment and shoulder improvements to Marriottsville Road from US40 to MD144.	B	300	0	300	3,000	0	0	0	0	3,300
	E	250	0	250	0	0	0	0	0	250
	X	5,490	0	5,490	0	0	0	0	0	5,490
	<b>Total</b>	<b>6,040</b>	<b>0</b>	<b>6,040</b>	<b>3,000</b>	<b>0</b>	<b>0</b>	<b>0</b>	<b>0</b>	<b>0</b>
<b>J4219-FY2015 ENGINEERING STUDY PROGRAM</b> A project for engineering roads to conform to the Plan Howard 2030 Highways Map to evaluate realignment schemes and to support the transportation and safety needs of the County.	P	680	0	680	100	0	0	0	0	780
	<b>Total</b>	<b>680</b>	<b>0</b>	<b>680</b>	<b>100</b>	<b>0</b>	<b>0</b>	<b>0</b>	<b>0</b>	<b>780</b>
<b>J4220-FY2014 DEVELOPER/COUNTY SHARED IMPROVEMENTS</b> A project to facilitate the design, land acquisition and construction of roadway modifications and their appurtenances at various intersections or roadway segments.	D	425	300	725	0	0	0	0	0	725
	O	0	100	100	0	0	0	0	0	100
	X	425	0	425	0	0	0	0	0	425
	<b>Total</b>	<b>850</b>	<b>400</b>	<b>1,250</b>	<b>0</b>	<b>0</b>	<b>0</b>	<b>0</b>	<b>0</b>	<b>0</b>
<b>J4222-FY2008 SNOWDEN RIVER PARKWAY WIDENING BROKENLAND TO OAKLAND MILLS</b> A project to design and construct a widening of Snowden River Parkway (intermediate arterial) by adding a third lane and sidewalks from Broken Land Parkway to Oakland Mills Road.	B	300	0	300	0	3,000	0	0	0	3,300
	D	68	0	68	0	0	0	0	0	68
	X	2,795	0	2,795	0	0	0	0	0	2,795
	<b>Total</b>	<b>3,163</b>	<b>0</b>	<b>3,163</b>	<b>0</b>	<b>3,000</b>	<b>0</b>	<b>0</b>	<b>0</b>	<b>0</b>
<b>J4226-FY2008 ROAD PROJECTS CONTINGENCY FUND</b> A project to provide funds for unanticipated needs related to bridges and roadways.	B	550	0	550	0	0	0	0	0	550
	X	1,450	0	1,450	0	0	0	0	0	1,450
	<b>Total</b>	<b>2,000</b>	<b>0</b>	<b>2,000</b>	<b>0</b>	<b>0</b>	<b>0</b>	<b>0</b>	<b>0</b>	<b>2,000</b>
<b>J4230-FY2017 SANNER ROAD IMPROVEMENTS</b> A project to provide bicycle compatibility by widening the existing 10-foot lanes to 12 feet and filling in the missing shoulders along both sides of the road.	B	650	0	650	0	0	0	0	0	650
	<b>Total</b>	<b>650</b>	<b>0</b>	<b>650</b>	<b>0</b>	<b>0</b>	<b>0</b>	<b>0</b>	<b>0</b>	<b>650</b>

**Howard County, MD**  
**FY 2023 Executive Proposed Capital Budget**  
**ROAD CONSTRUCTION PROJECTS**

Project Information	Funding Source	Prior Approp.	FY 2023	Total	FY 2024	FY 2025	FY 2026	FY 2027	FY 2028	Total
<b>J4231-FY2013 ELKRIDGE MAIN STREET IMPROVEMENTS</b>	B	280	0	280	420	0	0	0	0	700
A project to replace the curb, gutter and sidewalks along Main Street from Old Washington Road to Brumbaugh Street in Elkridge.	<b>Total</b>	<b>280</b>	<b>0</b>	<b>280</b>	<b>420</b>	<b>0</b>	<b>0</b>	<b>0</b>	<b>0</b>	<b>700</b>
<b>J4237-FY2010 MD175/OAKLAND MILLS ROAD INTERCHANGE</b>	B	0	0	0	0	0	0	0	0	0
A project to design and construct a new MD175 & Oakland Mills Road interchange and the re-alignment of Oakland Mills Road through the proposed Blandair Park.	O	269	0	269	0	0	0	0	0	269
	X	13,731	0	13,731	0	0	0	0	0	13,731
	<b>Total</b>	<b>14,000</b>	<b>0</b>	<b>14,000</b>	<b>0</b>	<b>0</b>	<b>0</b>	<b>0</b>	<b>0</b>	<b>14,000</b>
<b>J4240-ROADWAY REHABILITATION SAFETY PROGRAM</b>	B	450	0	450	0	0	0	0	0	450
A program to strategically prioritize, repair, replace and extend the useful life of existing road infrastructure assets.	<b>Total</b>	<b>450</b>	<b>0</b>	<b>450</b>	<b>0</b>	<b>0</b>	<b>0</b>	<b>0</b>	<b>0</b>	<b>450</b>
<b>J4241-FY2011 US RT 1 RT 175 to MONTEVIDEO ROAD</b>	B	750	0	750	0	0	0	0	0	750
A project for the design and reconstruction of approximately 2,500 feet of US1 from MD175 to Montevideo Road.	D	125	0	125	0	0	0	0	0	125
	X	4,675	-2,000	2,675	0	0	0	0	0	2,675
	<b>Total</b>	<b>5,550</b>	<b>-2,000</b>	<b>3,550</b>	<b>0</b>	<b>0</b>	<b>0</b>	<b>0</b>	<b>0</b>	<b>3,550</b>
<b>J4242-FY2014 BRIGHTON DAM ROAD at HIGHLAND ROAD ROUNDABOUT</b>	X	265	0	265	0	0	0	0	0	265
A project to design and construct a roundabout at the intersection of Brighton Dam Road and Highland Road.	<b>Total</b>	<b>265</b>	<b>0</b>	<b>265</b>	<b>0</b>	<b>0</b>	<b>0</b>	<b>0</b>	<b>0</b>	<b>265</b>

**Howard County, MD**  
**FY 2023 Executive Proposed Capital Budget**  
**ROAD CONSTRUCTION PROJECTS**

Project Information	Funding Source	Prior Approp.	FY 2023	Total	FY 2024	FY 2025	FY 2026	FY 2027	FY 2028	Total
<b>J4246-FY2018 OLD MONTGOMERY ROAD AT BRIGHTFIELD ROAD INTERSECTION IMPROVEMENTS</b>	B	235	0	235	0	0	0	0	0	235
	D	115	0	115	0	0	0	0	0	115
	<b>Total</b>	<b>350</b>	<b>0</b>	<b>350</b>	<b>0</b>	<b>0</b>	<b>0</b>	<b>0</b>	<b>0</b>	<b>350</b>
A project to reconfigure the intersection of Old Montgomery Road and Brightfield Road for safety and increased capacity.										
<b>J4248-FY2017 SAVAGE AREA COMPLETE STREETS</b>	B	1,960	0	1,960	0	0	0	0	0	1,960
	<b>Total</b>	<b>1,960</b>	<b>0</b>	<b>1,960</b>	<b>0</b>	<b>0</b>	<b>0</b>	<b>0</b>	<b>0</b>	<b>1,960</b>
The project includes complete streets improvements in Savage, Maryland to enhance multimodal travel for pedestrians, bicyclists, transit, and automobiles.										
<b>J4249-FY2017 MD 100 AT MD 103</b>	B	160	0	160	0	0	0	0	0	160
	D	590	0	590	0	0	0	0	0	590
	O	3,250	0	3,250	0	0	0	0	0	3,250
	X	1,750	0	1,750	0	0	0	0	0	1,750
	<b>Total</b>	<b>5,750</b>	<b>0</b>	<b>5,750</b>	<b>0</b>	<b>0</b>	<b>0</b>	<b>0</b>	<b>0</b>	<b>5,750</b>
A project to design and construct a replacement of the roundabouts of MD103 on the north and south sides of MD100 with a diverging diamond interchange in order to increase the capacity of the interchange.										
<b>J4250-FY2020 HOWARD ROAD IMPROVEMENTS</b>	B	100	220	320	0	0	0	0	0	320
	<b>Total</b>	<b>100</b>	<b>220</b>	<b>320</b>	<b>0</b>	<b>0</b>	<b>0</b>	<b>0</b>	<b>0</b>	<b>320</b>
A project to improve the safety of Howard Road north of Big Branch Drive.										
<b>J4251-FY2018 LIME KILN ROAD IMPROVEMENTS</b>	B	750	0	750	0	0	0	0	0	750
	<b>Total</b>	<b>750</b>	<b>0</b>	<b>750</b>	<b>0</b>	<b>0</b>	<b>0</b>	<b>0</b>	<b>0</b>	<b>750</b>
A project to improve the roadway and drainage along Lime Kiln Road between MD 216 and Reservoir Road.										
<b>J4252-FY2019 SYSTEMIC INFRASTRUCTURE IMPROVEMENTS TO DNTN ELLICOTT CITY</b>	B	1,350	0	1,350	0	0	0	0	0	1,350
	<b>Total</b>	<b>1,350</b>	<b>0</b>	<b>1,350</b>	<b>0</b>	<b>0</b>	<b>0</b>	<b>0</b>	<b>0</b>	<b>1,350</b>
A project to improve or upgrade road and drainage infrastructure systems as a result of the 2016 Ellicott City Flood.										

**Howard County, MD**  
**FY 2023 Executive Proposed Capital Budget**  
**ROAD CONSTRUCTION PROJECTS**

Project Information	Funding Source	Prior Approp.	FY 2023	Total	FY 2024	FY 2025	FY 2026	FY 2027	FY 2028	Total
<b>J4711-FY2011 DEVELOPER INSPECTION PROGRAM</b>	D	14,000	0	14,000	2,000	0	0	0	0	16,000
	<b>Total</b>	<b>14,000</b>	<b>0</b>	<b>14,000</b>	<b>2,000</b>	<b>0</b>	<b>0</b>	<b>0</b>	<b>0</b>	<b>16,000</b>
<p>A project to provide engineering and related services, computer management, asset management, inspection, testing, staff training, supplies, tools, equipment and vehicles necessary for site inspections for the implementation of developer projects that make additions to the public road and storm water management systems.</p>										
<b>ROAD CONSTRUCTION PROJECTS Total</b>		<b>222,516</b>	<b>-1,180</b>	<b>221,336</b>	<b>5,520</b>	<b>5,580</b>	<b>3,000</b>	<b>3,000</b>	<b>14,375</b>	<b>252,811</b>



**Howard County, MD**  
**FY 2023 Executive Proposed Capital Budget (\$000)**  
**ROAD CONSTRUCTION PROJECTS**

	<b>Revenue Source</b>	<b>Prior Total</b>	<b>Current FY</b>	<b>Appropriation Total</b>
B	BONDS	24,904	420	25,324
D	DEVELOPER CONTRIBUTION	27,011	300	27,311
E	EXCISE TAX	14,222	0	14,222
X	EXCISE TAX BACKED BONDS	148,391	-2,000	146,391
G	GRANTS	1,530	0	1,530
O	OTHER SOURCES	5,378	100	5,478
P	PAY AS YOU GO	1,080	0	1,080
<b>Total</b>		<b>222,516</b>	<b>-1,180</b>	<b>221,336</b>



**Howard County, MD**  
**FY 2023 Executive Proposed 5 Year Capital Budget Project Type Summary**  
**ROAD CONSTRUCTION PROJECTS**

<b>Revenue Source</b>		<b>Prior Approp</b>	<b>Current FY</b>	<b>2024</b>	<b>2025</b>	<b>2026</b>	<b>2027</b>	<b>2028</b>	<b>Total</b>
B	BONDS	24,904	420	3,420	5,580	3,000	3,000	14,375	54,699
D	DEVELOPER CONTRIBUTION	27,011	300	2,000	0	0	0	0	29,311
E	EXCISE TAX	14,222	0	0	0	0	0	0	14,222
G	GRANTS	1,530	0	0	0	0	0	0	1,530
O	OTHER SOURCES	5,378	100	0	0	0	0	0	5,478
P	PAY AS YOU GO	1,080	0	100	0	0	0	0	1,180
X	EXCISE TAX BACKED BONDS	148,391	-2,000	0	0	0	0	0	146,391
<b>Total</b>		<b>222,516</b>	<b>-1,180</b>	<b>5,520</b>	<b>5,580</b>	<b>3,000</b>	<b>3,000</b>	<b>14,375</b>	<b>252,811</b>

# Fiscal 2023 Capital Budget

# ROAD CONSTRUCTION PROJECTS

## Project: J4076-DEFAULTED DEVELOPER AGREEMENTS

### Description

An appropriation is requested under this project to construct roads, stormwater management, storm drains, street trees, or associated facilities where the developer has failed to build all facilities in accordance with the plans and Developer Agreement. Also included is the cost of administration and any additional engineering that may be required. This project is implemented as a revolving fund account. In the event that the collection of the cash or bond proceeds from the surety are delayed, expenditures from this project are authorized when the County determines that continuing delays in the completion of the public improvements will cause significant negative impacts to the residents and the subdivision and-or the environment.

### Justification

Upon developer's failure to complete construction, the surety of the developer is declared to be in default and the proceeds from the surety are placed in this account and used to finance construction.

### Remarks

1. Construction as required.
2. DEVELOPER CONTRIBUTION represents monies received from surety.

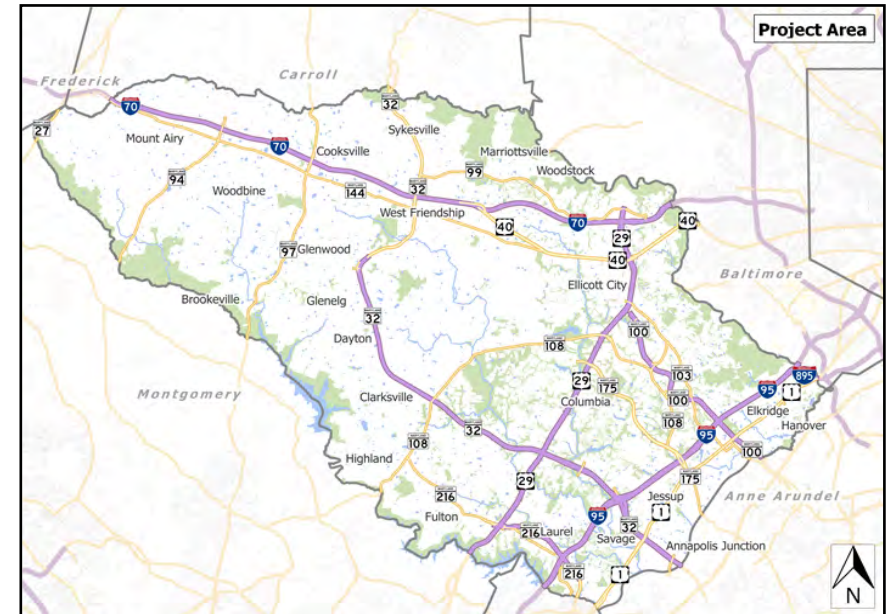
### Project Schedule

Ongoing Program.

### Operating Budget Impact

No Operating Impact

FY2023 Bonds - Annual Debt Service Payment	0
FY2023 Bonds - 20-Year Total Debt Service Payment	0
Total Project Bonds - Annual Debt Service Payment	0
Total Project Bonds - 20-Year Total Debt Service Payment	0



# Fiscal 2023 Capital Budget

# ROAD CONSTRUCTION PROJECTS

## Project: J4076-DEFAULTED DEVELOPER AGREEMENTS

(In Thousands)	Five Year Capital Program										Master Plan			
	Prior Appr.	FY2023 Budget	Appr. Total	Fiscal 2024	Fiscal 2025	Fiscal 2026	Fiscal 2027	Fiscal 2028	Sub Total	Fiscal 2029	Fiscal 2030	Fiscal 2031	Fiscal 2032	Total Project
PLANS & ENGINEERING	60	0	60	0	0	0	0	0	0	0	0	0	0	60
LAND ACQUISITION	0	0	0	0	0	0	0	0	0	0	0	0	0	0
CONSTRUCTION	8,620	0	8,620	0	0	0	0	0	0	0	0	0	0	8,620
ADMINISTRATION	20	0	20	0	0	0	0	0	0	0	0	0	0	20
<b>Total Expenditures</b>	<b>8,700</b>	<b>0</b>	<b>8,700</b>	<b>0</b>	<b>0</b>	<b>0</b>	<b>0</b>	<b>0</b>	<b>0</b>	<b>0</b>	<b>0</b>	<b>0</b>	<b>0</b>	<b>8,700</b>
DEVELOPER CONTRIBUTION	8,700	0	8,700	0	0	0	0	0	0	0	0	0	0	8,700
<b>Total Funding</b>	<b>8,700</b>	<b>0</b>	<b>8,700</b>	<b>0</b>	<b>0</b>	<b>0</b>	<b>0</b>	<b>0</b>	<b>0</b>	<b>0</b>	<b>0</b>	<b>0</b>	<b>0</b>	<b>8,700</b>

**\$1,227,772 spent and encumbered through February 2022**

**\$1,227,772 spent and encumbered through February 2021**

### Project Status

Active Defaulted Properties:

E.G.U. subdivision SDP-74-21, section 2 (2020). Stonewood Business Center SDP-05-105 (2022).

Completed Defaulted Properties:

First Baptist Church of Guilford SDP-05-011 (2020). Midway Business Park (2020). The Preserves at Clarksville F-06-072 Lots 1-32 (2021).

FY 2022 Budget	8,700	0	<b>8,700</b>	0	0	0	0	0	<b>0</b>	0	0	0		<b>8,700</b>
Difference 2022 / 2023	0	0	<b>0</b>	0	0	0	0	0	<b>0</b>	0	0	0	0	<b>0</b>

None.

# Fiscal 2023 Capital Budget

# ROAD CONSTRUCTION PROJECTS

## Project: J4099-CATEGORY CONTINGENCY FUND

### Description

The fund is designed for use as a revenue source for Transfers of Appropriation during a fiscal year. Fund is used when construction costs are higher than originally estimated, contributions from grants vary from projections, or an effort must be advanced from future years to the present fiscal year for critical program needs, or creating a new capital project; subject to Council approval.

### Justification

This fund will allow for the timely completion of approved projects by contingency funding as required with quick response to crucial situations. The fund is also needed to provide a buffer to the stringent bonding limits the County is operating under.

### Remarks

The appropriation can only be drawn from for transfer purposes and does not represent the authority to spend.

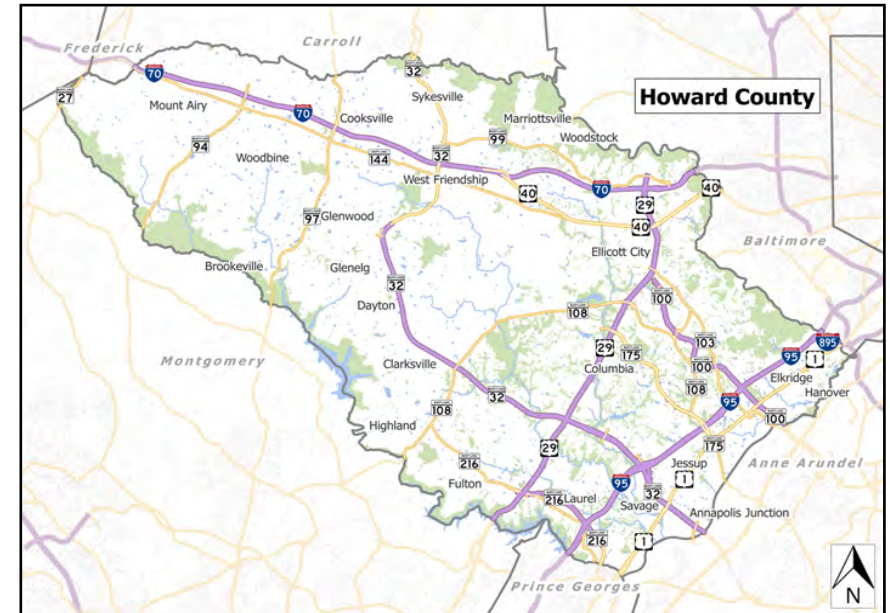
### Project Schedule

As Required.

### Operating Budget Impact

No Operating Impact

FY2023 Bonds - Annual Debt Service Payment	0
FY2023 Bonds - 20-Year Total Debt Service Payment	0
Total Project Bonds - Annual Debt Service Payment	25,579
Total Project Bonds - 20-Year Total Debt Service Payment	511,577



# Fiscal 2023 Capital Budget

# ROAD CONSTRUCTION PROJECTS

## Project: J4099-CATEGORY CONTINGENCY FUND

(In Thousands)	Five Year Capital Program									Master Plan				
	Prior Appr.	FY2023 Budget	Appr. Total	Fiscal 2024	Fiscal 2025	Fiscal 2026	Fiscal 2027	Fiscal 2028	Sub Total	Fiscal 2029	Fiscal 2030	Fiscal 2031	Fiscal 2032	Total Project
OTHER	715	0	715	0	0	0	0	0	0	0	0	0	0	715
<b>Total Expenditures</b>	<b>715</b>	<b>0</b>	<b>715</b>	<b>0</b>	<b>0</b>	<b>0</b>	<b>0</b>	<b>0</b>	<b>0</b>	<b>0</b>	<b>0</b>	<b>0</b>	<b>0</b>	<b>715</b>
BONDS	85	0	85	0	0	0	0	0	0	0	0	0	0	85
OTHER SOURCES	380	0	380	0	0	0	0	0	0	0	0	0	0	380
EXCISE TAX BACKED BONDS	250	0	250	0	0	0	0	0	0	0	0	0	0	250
<b>Total Funding</b>	<b>715</b>	<b>0</b>	<b>715</b>	<b>0</b>	<b>0</b>	<b>0</b>	<b>0</b>	<b>0</b>	<b>0</b>	<b>0</b>	<b>0</b>	<b>0</b>	<b>0</b>	<b>715</b>

**\$0 spent and encumbered through February 2022**

**\$0 spent and encumbered through February 2021**

**Project Status** Contingency Fund.

FY 2022 Budget	715	0	<b>715</b>	0	0	0	0	0	<b>0</b>	0	0	0		<b>715</b>
Difference 2022 / 2023	0	0	<b>0</b>	0	0	0	0	0	<b>0</b>	0	0	0	0	<b>0</b>

# Fiscal 2023 Capital Budget

# ROAD CONSTRUCTION PROJECTS

## Project: J4110-FY1991 DORSEY RUN ROAD - SOUTH LINK

### Description

A project for design and construction of approximately 5,000 feet of Dorsey Run Road from Guilford Road north to the CSX railroad spur crossing. The 2000 General Plan classifies this section of Dorsey Run Road as a major collector. The improvements will be completed in two phases. Phase I from Guilford Road to Old Dorsey Run Road. Phase II from Old Dorsey Run Road to the CSX railroad spur crossing.

### Justification

Provides improved access for all properties in the project area. Provides truck access to MD32 and sight distance improvements.

### Remarks

1. GRANT represents State Secondary Aid Program.
2. OTHER represents Race Track funds.

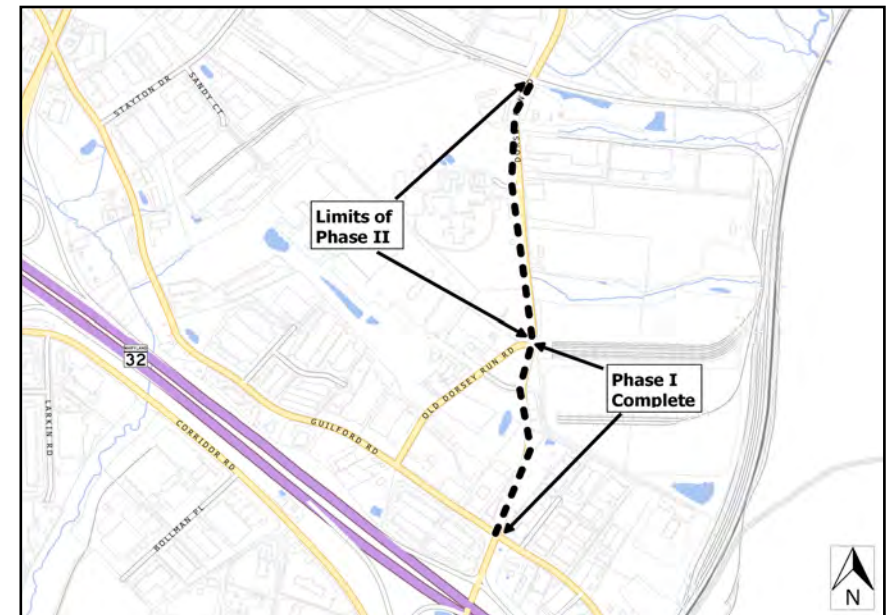
### Project Schedule

FY23 - Construction  
FY24 - Close

### Operating Budget Impact

Estimated annual maintenance costs upon completion: \$19,000 per two lane mile of new roadway.

FY2023 Bonds - Annual Debt Service Payment	0
FY2023 Bonds - 20-Year Total Debt Service Payment	0
Total Project Bonds - Annual Debt Service Payment	380,705
Total Project Bonds - 20-Year Total Debt Service Payment	7,614,096





# Fiscal 2023 Capital Budget

# ROAD CONSTRUCTION PROJECTS

## Project: J4110-FY1991 DORSEY RUN ROAD - SOUTH LINK

(In Thousands)	Five Year Capital Program										Master Plan			
	Prior Appr.	FY2023 Budget	Appr. Total	Fiscal 2024	Fiscal 2025	Fiscal 2026	Fiscal 2027	Fiscal 2028	Sub Total	Fiscal 2029	Fiscal 2030	Fiscal 2031	Fiscal 2032	Total Project
PLANS & ENGINEERING	737	0	737	0	0	0	0	0	0	0	0	0	0	737
LAND ACQUISITION	2,295	0	2,295	0	0	0	0	0	0	0	0	0	0	2,295
CONSTRUCTION	5,021	0	5,021	0	0	0	0	0	0	0	0	0	0	5,021
ADMINISTRATION	9	0	9	0	0	0	0	0	0	0	0	0	0	9
<b>Total Expenditures</b>	<b>8,062</b>	<b>0</b>	<b>8,062</b>	<b>0</b>	<b>0</b>	<b>0</b>	<b>0</b>	<b>0</b>	<b>0</b>	<b>0</b>	<b>0</b>	<b>0</b>	<b>0</b>	<b>8,062</b>
BONDS	810	0	810	0	0	0	0	0	0	0	0	0	0	810
EXCISE TAX	2,350	0	2,350	0	0	0	0	0	0	0	0	0	0	2,350
GRANTS	100	0	100	0	0	0	0	0	0	0	0	0	0	100
OTHER SOURCES	626	0	626	0	0	0	0	0	0	0	0	0	0	626
EXCISE TAX BACKED BONDS	4,176	0	4,176	0	0	0	0	0	0	0	0	0	0	4,176
<b>Total Funding</b>	<b>8,062</b>	<b>0</b>	<b>8,062</b>	<b>0</b>	<b>0</b>	<b>0</b>	<b>0</b>	<b>0</b>	<b>0</b>	<b>0</b>	<b>0</b>	<b>0</b>	<b>0</b>	<b>8,062</b>

**\$4,800,424 spent and encumbered through February 2022**

**\$4,638,704 spent and encumbered through February 2021**

**Project Status** FY22 - Design in progress.

FY 2022 Budget	8,062	0	<b>8,062</b>	0	0	0	0	0	<b>0</b>	0	0	0		<b>8,062</b>
Difference 2022 / 2023	0	0	<b>0</b>	0	0	0	0	0	<b>0</b>	0	0	0	0	<b>0</b>

None.

# Fiscal 2023 Capital Budget

# ROAD CONSTRUCTION PROJECTS

## Project: J4121-PRIVATE ROAD RECONSTRUCTION PROGRAM

### Description

This project will provide for the reconstruction of private roads to bring them to a minimum standard for an all-weather roadway per Howard County Design Manual Volume III. The road being petitioned must: serve at least five houses per mile; be connected to an existing State or County road; and the signers of the petition must be owners of either two-thirds of the assessable frontage or be two-thirds of the owners of the property abutting the road. The road must be used for vehicular traffic prior to January 1, 1981 for eligibility for participation in this program, and cannot be merely a paper or a platted rights-of-way.

### Justification

This project is necessary to implement Section 18.250 of the Howard County Code so as to provide citizens currently living along private roads an improved all-weather roadway. Project was first funded in FY92.

### Remarks

1. Two-thirds of the cost of these roads will be shared equally by the property owners abutting the roadway.
2. The remaining one-third of the cost of this effort will be funded by this project.
3. OTHER funds represent residents contribution.

### Project Schedule

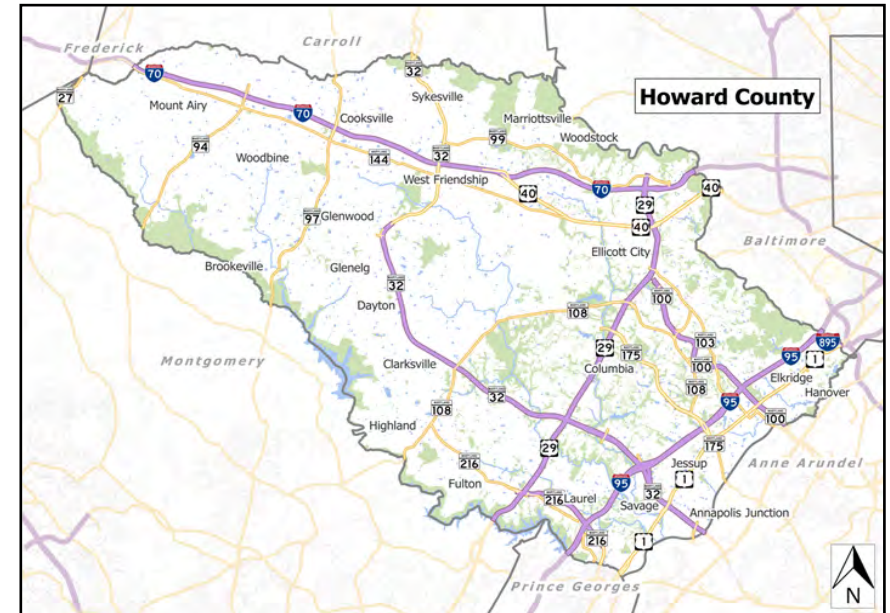
Possible Annual Efforts:

- King's Gift Road Reconstruction (Inactive).
- Lisbon Farm Road Reconstruction (Inactive).
- Patapsco Ridge Road Reconstruction (Inactive).
- Unnamed Street Off Thompson Drive Reconstruction (Inactive).

### Operating Budget Impact

Adds \$150,000 per mile to maintain on an annual basis.

FY2023 Bonds - Annual Debt Service Payment	0
FY2023 Bonds - 20-Year Total Debt Service Payment	0
Total Project Bonds - Annual Debt Service Payment	61,466
Total Project Bonds - 20-Year Total Debt Service Payment	1,229,312



### Explanation of Changes

None

# Fiscal 2023 Capital Budget

# ROAD CONSTRUCTION PROJECTS

## Project: J4121-PRIVATE ROAD RECONSTRUCTION PROGRAM

(In Thousands)	Five Year Capital Program										Master Plan			
	Prior Appr.	FY2023 Budget	Appr. Total	Fiscal 2024	Fiscal 2025	Fiscal 2026	Fiscal 2027	Fiscal 2028	Sub Total	Fiscal 2029	Fiscal 2030	Fiscal 2031	Fiscal 2032	Total Project
PLANS & ENGINEERING	46	0	46	0	0	0	0	0	0	0	0	0	0	46
LAND ACQUISITION	15	0	15	0	0	0	0	0	0	0	0	0	0	15
CONSTRUCTION	753	0	753	0	0	0	0	0	0	0	0	0	0	753
ADMINISTRATION	14	0	14	0	0	0	0	0	0	0	0	0	0	14
<b>Total Expenditures</b>	<b>828</b>	<b>0</b>	<b>828</b>	<b>0</b>	<b>0</b>	<b>0</b>	<b>0</b>	<b>0</b>	<b>0</b>	<b>0</b>	<b>0</b>	<b>0</b>	<b>0</b>	<b>828</b>
BONDS	805	0	805	0	0	0	0	0	0	0	0	0	0	805
OTHER SOURCES	23	0	23	0	0	0	0	0	0	0	0	0	0	23
<b>Total Funding</b>	<b>828</b>	<b>0</b>	<b>828</b>	<b>0</b>	<b>0</b>	<b>0</b>	<b>0</b>	<b>0</b>	<b>0</b>	<b>0</b>	<b>0</b>	<b>0</b>	<b>0</b>	<b>828</b>

**\$234,953 spent and encumbered through February 2022**

**\$234,953 spent and encumbered through February 2021**

### Project Status

FY 2022 Budget	828	0	<b>828</b>	0	0	0	0	0	<b>0</b>	0	0	0		<b>828</b>
Difference 2022 / 2023	0	0	<b>0</b>	0	0	0	0	0	<b>0</b>	0	0	0	0	<b>0</b>

None

## Project: J4142-FY1998 HALL SHOP ROAD IMPROVEMENTS

### Description

Reconstruct Hall Shop Road (a major collector) at two locations to improve sight distance and eliminate a sharp curve.

- A. Guilford Road|Hall Shop Road intersection change to a 90-degree configuration.
- B. Curve south of Simpson Road (logmile 1.07) improve safety characteristics of road.

### Justification

Correction is needed due to deficient horizontal curvature, poor sight distance for vehicles entering Guilford Road from Hall Shop Road, and poor sight distance along southbound Simpson Road, and poor sight distance for vehicles entering onto Hall Shop Road from Simpson Road.

### Remarks

- 1. See also J4164 to improve intersection at Browns Bridge Road.
- 2. Site A construction is complete.

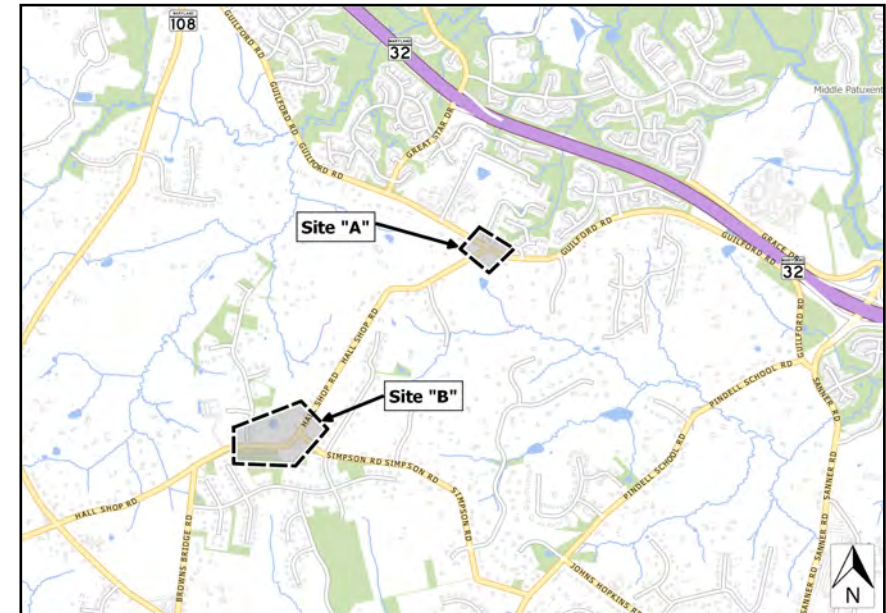
### Project Schedule

FY23 - Project Close

### Operating Budget Impact

Estimated annual maintenance costs upon construction completion: No Change.

FY2023 Bonds - Annual Debt Service Payment	0
FY2023 Bonds - 20-Year Total Debt Service Payment	0
Total Project Bonds - Annual Debt Service Payment	71,926
Total Project Bonds - 20-Year Total Debt Service Payment	1,438,524



# Fiscal 2023 Capital Budget

# ROAD CONSTRUCTION PROJECTS

## Project: J4142-FY1998 HALL SHOP ROAD IMPROVEMENTS

(In Thousands)	Five Year Capital Program										Master Plan			
	Prior Appr.	FY2023 Budget	Appr. Total	Fiscal 2024	Fiscal 2025	Fiscal 2026	Fiscal 2027	Fiscal 2028	Sub Total	Fiscal 2029	Fiscal 2030	Fiscal 2031	Fiscal 2032	Total Project
PLANS & ENGINEERING	404	0	404	0	0	0	0	0	0	0	0	0	0	404
LAND ACQUISITION	365	0	365	0	0	0	0	0	0	0	0	0	0	365
CONSTRUCTION	170	0	170	0	0	0	0	0	0	0	0	0	0	170
ADMINISTRATION	3	0	3	0	0	0	0	0	0	0	0	0	0	3
<b>Total Expenditures</b>	<b>942</b>	<b>0</b>	<b>942</b>	<b>0</b>	<b>0</b>	<b>0</b>	<b>0</b>	<b>0</b>	<b>0</b>	<b>0</b>	<b>0</b>	<b>0</b>	<b>0</b>	<b>942</b>
BONDS	942	0	942	0	0	0	0	0	0	0	0	0	0	942
<b>Total Funding</b>	<b>942</b>	<b>0</b>	<b>942</b>	<b>0</b>	<b>0</b>	<b>0</b>	<b>0</b>	<b>0</b>	<b>0</b>	<b>0</b>	<b>0</b>	<b>0</b>	<b>0</b>	<b>942</b>

**\$496,578 spent and encumbered through February 2022**

**\$496,578 spent and encumbered through February 2021**

**Project Status** FY22 - Highways to make any necessary safety improvements within existing road bed.

FY 2022 Budget	942	0	<b>942</b>	0	0	0	0	0	<b>0</b>	0	0	0		<b>942</b>
Difference 2022 / 2023	0	0	<b>0</b>	0	0	0	0	0	<b>0</b>	0	0	0	0	<b>0</b>

None.

## Project: J4148-FY2000 DORSEY RUN ROAD EXTENSION

### Description

This project is for the extension of Dorsey Run Road from MD103 to MD175, a total of approximately 3 miles. Dorsey Run Road is classified as a major collector in the Plan Howard 2030. Old Jessup Road will be partially closed at its intersection with the new Dorsey Run Road.

### Justification

This project is the implementation of the Plan Howard 2030. The construction of the roadway will enable industrial properties to have access and develop their individual frontages in a coordinated manner.

### Remarks

1. This project will be coordinated with J4182 (Dorsey Run Road Improvements), J4206 (Montevideo Road Improvements) and W8292 (Water Main and Sewer).
2. Construction will be phased.
3. GRANT represents Secondary State Aid Funds.
4. An agreement with adjacent property owner and developer coordinates construction of developer's improvements and requires developer contribution to the project for proportionate cost of the improvements.

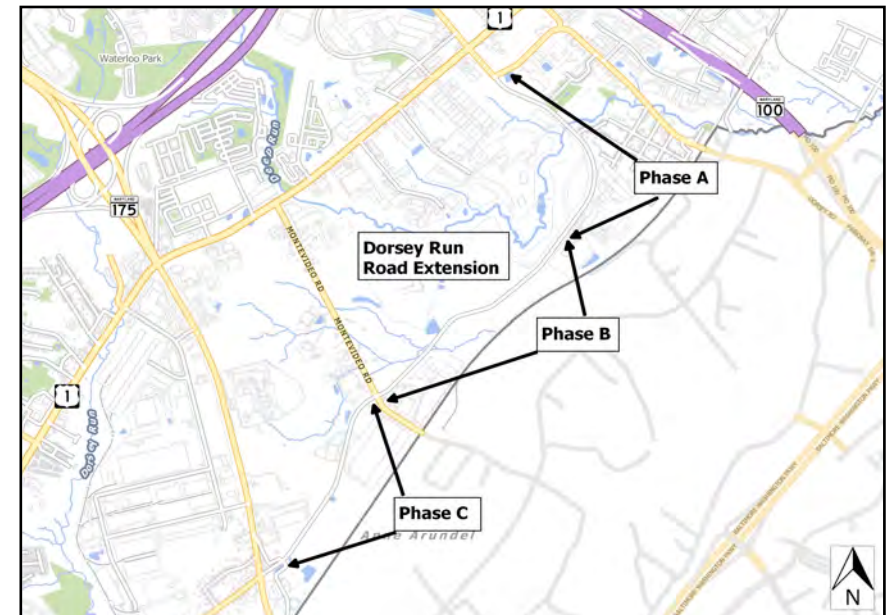
### Project Schedule

FY23 - Land Acquisition and Close

### Operating Budget Impact

Estimated annual maintenance costs upon completion: \$19,000 per two-lane mile of new roadway.

FY2023 Bonds - Annual Debt Service Payment	0
FY2023 Bonds - 20-Year Total Debt Service Payment	0
Total Project Bonds - Annual Debt Service Payment	2,012,940
Total Project Bonds - 20-Year Total Debt Service Payment	40,258,809



# Fiscal 2023 Capital Budget

# ROAD CONSTRUCTION PROJECTS

## Project: J4148-FY2000 DORSEY RUN ROAD EXTENSION

(In Thousands)	Five Year Capital Program										Master Plan			
	Prior Appr.	FY2023 Budget	Appr. Total	Fiscal 2024	Fiscal 2025	Fiscal 2026	Fiscal 2027	Fiscal 2028	Sub Total	Fiscal 2029	Fiscal 2030	Fiscal 2031	Fiscal 2032	Total Project
PLANS & ENGINEERING	2,385	0	2,385	0	0	0	0	0	0	0	0	0	0	2,385
LAND ACQUISITION	9,955	0	9,955	0	0	0	0	0	0	0	0	0	0	9,955
CONSTRUCTION	20,650	0	20,650	0	0	0	0	0	0	0	0	0	0	20,650
ADMINISTRATION	15	0	15	0	0	0	0	0	0	0	0	0	0	15
<b>Total Expenditures</b>	<b>33,005</b>	<b>0</b>	<b>33,005</b>	<b>0</b>	<b>0</b>	<b>0</b>	<b>0</b>	<b>0</b>	<b>0</b>	<b>0</b>	<b>0</b>	<b>0</b>	<b>0</b>	<b>33,005</b>
BONDS	1,618	0	1,618	0	0	0	0	0	0	0	0	0	0	1,618
DEVELOPER CONTRIBUTION	2,275	0	2,275	0	0	0	0	0	0	0	0	0	0	2,275
EXCISE TAX	4,052	0	4,052	0	0	0	0	0	0	0	0	0	0	4,052
GRANTS	130	0	130	0	0	0	0	0	0	0	0	0	0	130
PAY AS YOU GO	185	0	185	0	0	0	0	0	0	0	0	0	0	185
EXCISE TAX BACKED BONDS	24,745	0	24,745	0	0	0	0	0	0	0	0	0	0	24,745
<b>Total Funding</b>	<b>33,005</b>	<b>0</b>	<b>33,005</b>	<b>0</b>	<b>0</b>	<b>0</b>	<b>0</b>	<b>0</b>	<b>0</b>	<b>0</b>	<b>0</b>	<b>0</b>	<b>0</b>	<b>33,005</b>

**\$32,617,819 spent and encumbered through February 2022**

**\$32,349,231 spent and encumbered through February 2021**

**Project Status** FY22 - Phases A, B and C are complete. Finalizing remaining land acquisition from the State.

FY 2022 Budget	33,005	0	<b>33,005</b>	0	0	0	0	0	<b>0</b>	0	0	0		<b>33,005</b>
Difference 2022 / 2023	0	0	<b>0</b>	0	0	0	0	0	<b>0</b>	0	0	0	0	<b>0</b>

None.



# Fiscal 2023 Capital Budget

# ROAD CONSTRUCTION PROJECTS

## Project: J4154-FY1998 RETAINING WALL REPLACEMENTS

### Description

A Countywide project for the design and construction of replacement or rehabilitated retaining walls. The walls are at various County locations in or out of the rights-of-way and vary in height and length.

### Justification

These retaining walls require extensive rehabilitation or replacement which is beyond the scope of normal highway maintenance.

### Remarks

1. Project replaced by B3862.
2. Land acquisition requires park property.
3. Project coordinated with S6283.

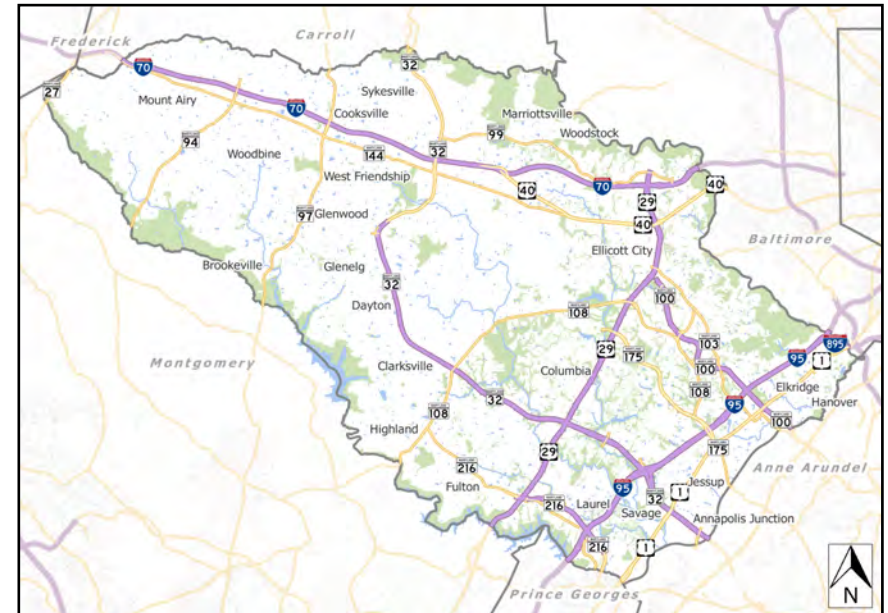
### Project Schedule

Program

### Operating Budget Impact

Estimated annual maintenance costs upon completion: Decrease.

FY2023 Bonds - Annual Debt Service Payment	0
FY2023 Bonds - 20-Year Total Debt Service Payment	0
Total Project Bonds - Annual Debt Service Payment	162,559
Total Project Bonds - 20-Year Total Debt Service Payment	3,251,186





# Fiscal 2023 Capital Budget

# ROAD CONSTRUCTION PROJECTS

## Project: J4154-FY1998 RETAINING WALL REPLACEMENTS

(In Thousands)	Five Year Capital Program										Master Plan			
	Prior Appr.	FY2023 Budget	Appr. Total	Fiscal 2024	Fiscal 2025	Fiscal 2026	Fiscal 2027	Fiscal 2028	Sub Total	Fiscal 2029	Fiscal 2030	Fiscal 2031	Fiscal 2032	Total Project
PLANS & ENGINEERING	463	0	463	0	0	0	0	0	0	0	0	0	0	463
LAND ACQUISITION	29	0	29	0	0	0	0	0	0	0	0	0	0	29
CONSTRUCTION	1,818	0	1,818	0	0	0	0	0	0	0	0	0	0	1,818
ADMINISTRATION	34	0	34	0	0	0	0	0	0	0	0	0	0	34
<b>Total Expenditures</b>	<b>2,344</b>	<b>0</b>	<b>2,344</b>	<b>0</b>	<b>0</b>	<b>0</b>	<b>0</b>	<b>0</b>	<b>0</b>	<b>0</b>	<b>0</b>	<b>0</b>	<b>0</b>	<b>2,344</b>
BONDS	2,129	0	2,129	0	0	0	0	0	0	0	0	0	0	2,129
PAY AS YOU GO	215	0	215	0	0	0	0	0	0	0	0	0	0	215
<b>Total Funding</b>	<b>2,344</b>	<b>0</b>	<b>2,344</b>	<b>0</b>	<b>0</b>	<b>0</b>	<b>0</b>	<b>0</b>	<b>0</b>	<b>0</b>	<b>0</b>	<b>0</b>	<b>0</b>	<b>2,344</b>

**\$983,471 spent and encumbered through February 2022**

**\$981,756 spent and encumbered through February 2021**

**Project Status** FY22 - Land acquisition for Sylvan Lane retaining wall underway

Construction complete: Bonnie Branch retaining wall, 3843 College Ave retaining wall, Bonnie Branch Rd, St. Paul St, and Old Columbia Pike.

FY 2022 Budget	2,344	0	<b>2,344</b>	0	0	0	0	0	<b>0</b>	0	0	0		<b>2,344</b>
Difference 2022 / 2023	0	0	<b>0</b>	0	0	0	0	0	<b>0</b>	0	0	0	0	<b>0</b>

None.

## Project: J4155-FY2012 MARRIOTTSVILLE RD SAFETY IMPROVEMENTS

### Description

Reconstruct shoulders, replace guardrails and stabilize roadway embankment at numerous locations along 2.75 miles of Marriottsville Road between MD99 and the Carroll County Line (spot safety improvement).

### Justification

Requested by the Bureau of Highways. Marriottsville Road north of MD99 is classified as a minor arterial but is only a two-lane road. There are few shoulders and in areas the road embankment needs to be stabilized and the edge of paving reconstructed. The heavy traffic volume makes it difficult to maintain the road.

### Remarks

1. This project will be coordinated with J4205.
2. Marriottsville Road north of MD99 is a Scenic Road .
3. The improvements will be in two phases. Phase 1 will be stabilizing the roadway embankment. Phase 2 will be the road improvements.

### Project Schedule

- FY22 - Design and land acquisition
- FY23 - Construction

### Operating Budget Impact

Estimated annual maintenance costs upon construction completion: \$19,000 per two lane mile of new roadway.

FY2023 Bonds - Annual Debt Service Payment	0
FY2023 Bonds - 20-Year Total Debt Service Payment	0
Total Project Bonds - Annual Debt Service Payment	83,990
Total Project Bonds - 20-Year Total Debt Service Payment	1,679,805



# Fiscal 2023 Capital Budget

# ROAD CONSTRUCTION PROJECTS

## Project: J4155-FY2012 MARRIOTTSTVILLE RD SAFETY IMPROVEMENTS

(In Thousands)	Five Year Capital Program										Master Plan			
	Prior Appr.	FY2023 Budget	Appr. Total	Fiscal 2024	Fiscal 2025	Fiscal 2026	Fiscal 2027	Fiscal 2028	Sub Total	Fiscal 2029	Fiscal 2030	Fiscal 2031	Fiscal 2032	Total Project
PLANS & ENGINEERING	190	0	190	0	0	0	0	0	0	0	0	0	0	190
LAND ACQUISITION	275	0	275	0	0	0	0	0	0	0	0	0	0	275
CONSTRUCTION	650	0	650	0	0	0	0	0	0	0	0	0	0	650
<b>Total Expenditures</b>	<b>1,115</b>	<b>0</b>	<b>1,115</b>	<b>0</b>	<b>0</b>	<b>0</b>	<b>0</b>	<b>0</b>	<b>0</b>	<b>0</b>	<b>0</b>	<b>0</b>	<b>0</b>	<b>1,115</b>
BONDS	1,100	0	1,100	0	0	0	0	0	0	0	0	0	0	1,100
DEVELOPER CONTRIBUTION	15	0	15	0	0	0	0	0	0	0	0	0	0	15
<b>Total Funding</b>	<b>1,115</b>	<b>0</b>	<b>1,115</b>	<b>0</b>	<b>0</b>	<b>0</b>	<b>0</b>	<b>0</b>	<b>0</b>	<b>0</b>	<b>0</b>	<b>0</b>	<b>0</b>	<b>1,115</b>

**\$328,919 spent and encumbered through February 2022**

**\$328,919 spent and encumbered through February 2021**

**Project Status** FY22 - Ongoing monitoring of roadway cracking and slope movement. This project is in the design phase for the road slope stabilization. Investigating soil nailing technology to stabilize the slope.

FY 2022 Budget	1,115	0	<b>1,115</b>	0	0	0	0	0	<b>0</b>	0	0	0		<b>1,115</b>
Difference 2022 / 2023	0	0	<b>0</b>	0	0	0	0	0	<b>0</b>	0	0	0	0	<b>0</b>

None.

## Project: J4167-FY2010 SNOWDEN RIVER BROKEN LAND INTERSECT

### Description

A project for design and reconstruction of the Snowden River Parkway - Broken Land Parkway - Patuxent Woods Drive intersection including westbound MD32 ramp to northbound Broken Land Parkway.

### Justification

Traffic volumes have increased. In peak hours, the level of service of E-F is beyond capacity. Engineering review indicates that the intersection is at capacity and that an upgrade is required.

### Remarks

Request represents project advancement

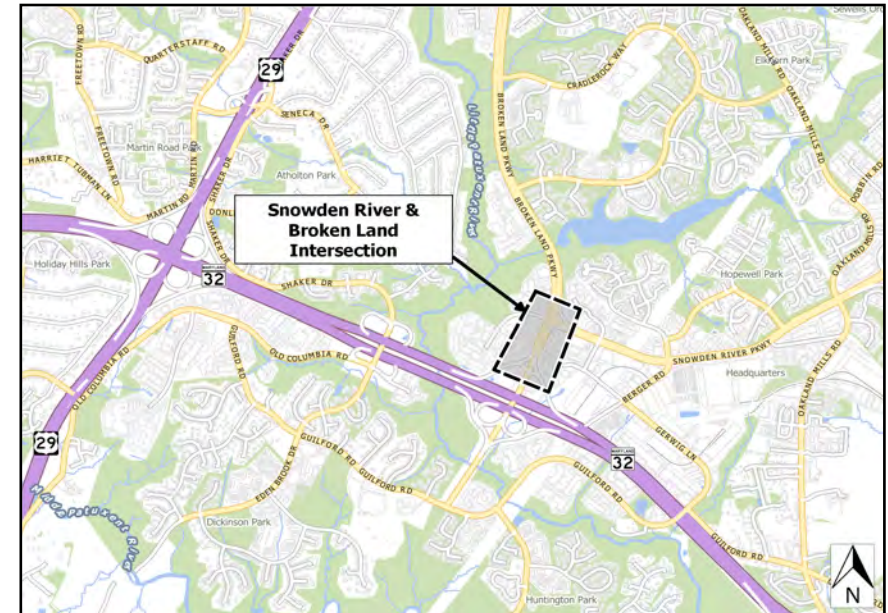
### Project Schedule

- FY23 - Design
- FY24 - Design and Land Acquisition
- FY25 - Construction

### Operating Budget Impact

Estimated annual maintenance costs upon construction completion: \$19,000 per two lane mile of new roadway.

FY2023 Bonds - Annual Debt Service Payment	15,271
FY2023 Bonds - 20-Year Total Debt Service Payment	305,419
Total Project Bonds - Annual Debt Service Payment	280,604
Total Project Bonds - 20-Year Total Debt Service Payment	5,612,075



### Explanation of Changes

Cost change reflect current design estimates.

# Fiscal 2023 Capital Budget

# ROAD CONSTRUCTION PROJECTS

## Project: J4167-FY2010 SNOWDEN RIVER BROKEN LAND INTERSECT

(In Thousands)	Five Year Capital Program									Master Plan				
	Prior Appr.	FY2023 Budget	Appr. Total	Fiscal 2024	Fiscal 2025	Fiscal 2026	Fiscal 2027	Fiscal 2028	Sub Total	Fiscal 2029	Fiscal 2030	Fiscal 2031	Fiscal 2032	Total Project
PLANS & ENGINEERING	795	0	795	0	85	0	0	0	85	0	0	0	0	880
LAND ACQUISITION	100	200	300	0	0	0	0	0	0	0	0	0	0	300
CONSTRUCTION	0	0	0	0	2,495	0	0	0	2,495	0	0	0	0	2,495
<b>Total Expenditures</b>	<b>895</b>	<b>200</b>	<b>1,095</b>	<b>0</b>	<b>2,580</b>	<b>0</b>	<b>0</b>	<b>0</b>	<b>2,580</b>	<b>0</b>	<b>0</b>	<b>0</b>	<b>0</b>	<b>3,675</b>
BONDS	215	200	415	0	2,580	0	0	0	2,580	0	0	0	0	2,995
EXCISE TAX BACKED BONDS	680	0	680	0	0	0	0	0	0	0	0	0	0	680
<b>Total Funding</b>	<b>895</b>	<b>200</b>	<b>1,095</b>	<b>0</b>	<b>2,580</b>	<b>0</b>	<b>0</b>	<b>0</b>	<b>2,580</b>	<b>0</b>	<b>0</b>	<b>0</b>	<b>0</b>	<b>3,675</b>

**\$424,196 spent and encumbered through February 2022**

**\$424,196 spent and encumbered through February 2021**

**Project Status** FY22 - This project advanced from the conceptual study phase to the design phase for the capacity and safety improvements.

FY 2022 Budget	895	200	<b>1,095</b>	2,580	0	0	0	0	<b>2,580</b>	0	0	0		<b>3,675</b>
Difference 2022 / 2023	0	0	<b>0</b>	(2,580)	2,580	0	0	0	<b>0</b>	0	0	0	0	<b>0</b>

None.

# Fiscal 2023 Capital Budget

# ROAD CONSTRUCTION PROJECTS

## Project: J4170-FY2004 ROGER'S AVENUE IMPROVEMENTS

### Description

A project for design and construction of approximately 1,500 LF of Rogers Avenue from existing improvements near US40 to Court House Drive. The Plan Howard 2030 lists Rogers Avenue as a minor arterial with a nominal 80 foot Right of Way. The proposed improvement will have a 50 feet width and center, left turn lane.

### Justification

This portion of Rogers Avenue serves as a major link for commercial and residential activities to access the US40 and US29 corridor and Main Street Ellicott City.

### Remarks

Revised typical section to incorporate Complete Streets initiative

### Project Schedule

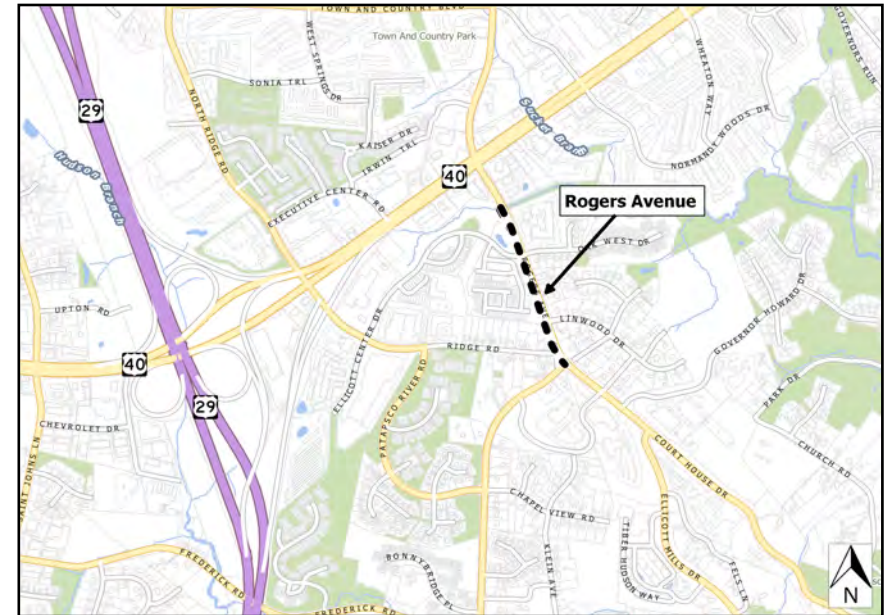
FY23 - Land Acquisition and Construction

FY24 - Complete

### Operating Budget Impact

Estimated annual maintenance costs upon completion: \$19,000 per two lane mile of new roadway.

FY2023 Bonds - Annual Debt Service Payment	0
FY2023 Bonds - 20-Year Total Debt Service Payment	0
Total Project Bonds - Annual Debt Service Payment	313,818
Total Project Bonds - 20-Year Total Debt Service Payment	6,276,361



# Fiscal 2023 Capital Budget

# ROAD CONSTRUCTION PROJECTS

## Project: J4170-FY2004 ROGER'S AVENUE IMPROVEMENTS

(In Thousands)	Five Year Capital Program										Master Plan			
	Prior Appr.	FY2023 Budget	Appr. Total	Fiscal 2024	Fiscal 2025	Fiscal 2026	Fiscal 2027	Fiscal 2028	Sub Total	Fiscal 2029	Fiscal 2030	Fiscal 2031	Fiscal 2032	Total Project
PLANS & ENGINEERING	490	0	490	0	0	0	0	0	0	0	0	0	0	490
LAND ACQUISITION	75	0	75	0	0	0	0	0	0	0	0	0	0	75
CONSTRUCTION	3,656	0	3,656	0	0	0	0	0	0	0	0	0	0	3,656
ADMINISTRATION	5	0	5	0	0	0	0	0	0	0	0	0	0	5
<b>Total Expenditures</b>	<b>4,226</b>	<b>0</b>	<b>4,226</b>	<b>0</b>	<b>0</b>	<b>0</b>	<b>0</b>	<b>0</b>	<b>0</b>	<b>0</b>	<b>0</b>	<b>0</b>	<b>0</b>	<b>4,226</b>
BONDS	575	0	575	0	0	0	0	0	0	0	0	0	0	575
DEVELOPER CONTRIBUTION	116	0	116	0	0	0	0	0	0	0	0	0	0	116
EXCISE TAX BACKED BONDS	3,535	0	3,535	0	0	0	0	0	0	0	0	0	0	3,535
<b>Total Funding</b>	<b>4,226</b>	<b>0</b>	<b>4,226</b>	<b>0</b>	<b>0</b>	<b>0</b>	<b>0</b>	<b>0</b>	<b>0</b>	<b>0</b>	<b>0</b>	<b>0</b>	<b>0</b>	<b>4,226</b>

**\$888,687 spent and encumbered through February 2022**

**\$888,531 spent and encumbered through February 2021**

**Project Status** FY22 - Design and land acquisition in progress.

FY 2022 Budget	4,226	0	<b>4,226</b>	0	0	0	0	0	<b>0</b>	0	0	0		<b>4,226</b>
Difference 2022 / 2023	0	0	<b>0</b>	0	0	0	0	0	<b>0</b>	0	0	0	0	<b>0</b>

None.



# Fiscal 2023 Capital Budget

# ROAD CONSTRUCTION PROJECTS

## Project: J4173-FY2000 HANOVER ROAD IMPROVEMENTS

### Description

A project for the study, design and reconstruction of the Hanover Road at Hi-Tech Road intersection. The project will realign the deficient horizontal and vertical curve to improve safety and capacity. Hanover Road and Hi-Tech Road are classified as minor collector roads.

### Justification

This intersection provides access to Anne Arundel County from Hanover and Hi-Tech Roads. Hanover provides access to US1 and Hi-Tech provides access to MD100. The intersection has substandard horizontal and vertical geometry. Adjustments are also needed to coordinate with the State Highway Administration's future MD295 at Hanover Road interchange improvements.

### Remarks

1. This project was identified in the Comprehensive Transportation Plan.
2. Project to be coordinated with SHA's MD295 at Hanover Road interchange improvements.

### Project Schedule

FY23 - Design

### Operating Budget Impact

Estimated annual maintenance costs upon construction completion: No Change.

FY2023 Bonds - Annual Debt Service Payment	0
FY2023 Bonds - 20-Year Total Debt Service Payment	0
Total Project Bonds - Annual Debt Service Payment	189,742
Total Project Bonds - 20-Year Total Debt Service Payment	3,794,831





# Fiscal 2023 Capital Budget

# ROAD CONSTRUCTION PROJECTS

## Project: J4173-FY2000 HANOVER ROAD IMPROVEMENTS

(In Thousands)	Five Year Capital Program										Master Plan			
	Prior Appr.	FY2023 Budget	Appr. Total	Fiscal 2024	Fiscal 2025	Fiscal 2026	Fiscal 2027	Fiscal 2028	Sub Total	Fiscal 2029	Fiscal 2030	Fiscal 2031	Fiscal 2032	Total Project
PLANS & ENGINEERING	175	450	625	0	0	0	0	0	0	0	0	0	0	625
LAND ACQUISITION	265	(265)	0	0	0	0	0	0	0	0	0	0	0	0
CONSTRUCTION	185	(185)	0	0	0	0	0	0	0	2,000	0	0	0	2,000
ADMINISTRATION	10	0	10	0	0	0	0	0	0	0	0	0	0	10
<b>Total Expenditures</b>	<b>635</b>	<b>0</b>	<b>635</b>	<b>0</b>	<b>0</b>	<b>0</b>	<b>0</b>	<b>0</b>	<b>0</b>	<b>2,000</b>	<b>0</b>	<b>0</b>	<b>0</b>	<b>2,635</b>
BONDS	255	0	255	0	0	0	0	0	0	2,000	0	0	0	2,255
EXCISE TAX	150	0	150	0	0	0	0	0	0	0	0	0	0	150
EXCISE TAX BACKED BONDS	230	0	230	0	0	0	0	0	0	0	0	0	0	230
<b>Total Funding</b>	<b>635</b>	<b>0</b>	<b>635</b>	<b>0</b>	<b>0</b>	<b>0</b>	<b>0</b>	<b>0</b>	<b>0</b>	<b>2,000</b>	<b>0</b>	<b>0</b>	<b>0</b>	<b>2,635</b>

**\$242,720 spent and encumbered through February 2022**

**\$140,124 spent and encumbered through February 2021**

**Project Status** FY22 - Design in progress.

FY 2022 Budget	635	0	<b>635</b>	0	0	0	0	0	<b>0</b>	0	0	0		<b>635</b>
Difference 2022 / 2023	0	0	<b>0</b>	0	0	0	0	0	<b>0</b>	2,000	0	0	0	<b>2,000</b>

None.

# Fiscal 2023 Capital Budget

# ROAD CONSTRUCTION PROJECTS

## Project: J4177-FY2001 STATE ROAD CONSTRUCTION

### Description

A project for cost sharing of new State roadway construction within Howard County that is consistent with the objectives of the Plan Howard 2030.

### Justification

The State Highway Administration (SHA) cannot proceed with these projects in a timely manner without financial assistance. The local funding will accelerate the construction of State roadways in order to address capacity and safety problems in the County network.

### Remarks

1. Projects to be identified in coordination with Maryland SHA.
2. This project will be replaced with J4212 once MD108 at Centennial Lane intersection improvements are completed.
3. Recently amended MOU with MDOT SHA was executed in FY20.

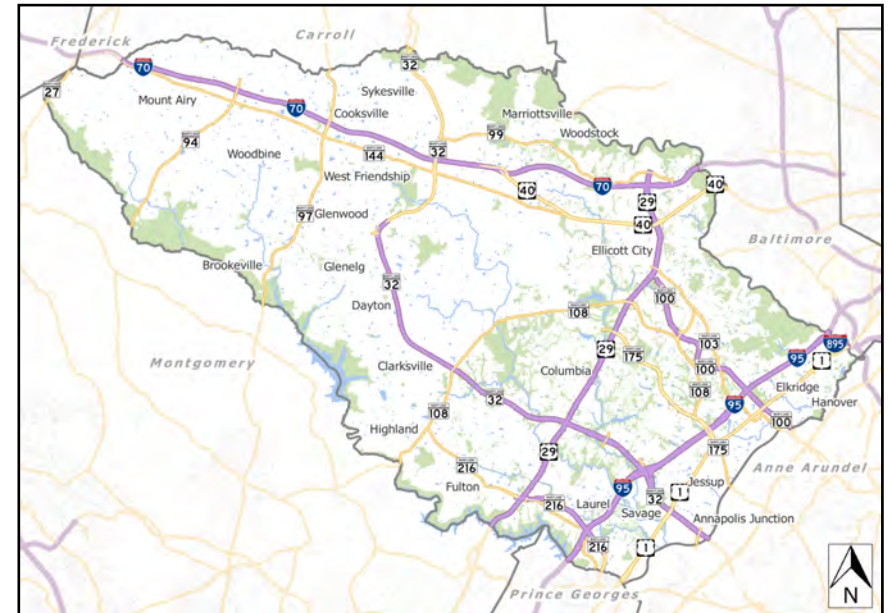
### Project Schedule

Program  
Set by State Highway Administration.

### Operating Budget Impact

Estimated annual maintenance costs upon construction completion: No Change.

FY2023 Bonds - Annual Debt Service Payment	0
FY2023 Bonds - 20-Year Total Debt Service Payment	0
Total Project Bonds - Annual Debt Service Payment	1,583,521
Total Project Bonds - 20-Year Total Debt Service Payment	31,670,426



# Fiscal 2023 Capital Budget

# ROAD CONSTRUCTION PROJECTS

## Project: J4177-FY2001 STATE ROAD CONSTRUCTION

(In Thousands)	Five Year Capital Program										Master Plan			
	Prior Appr.	FY2023 Budget	Appr. Total	Fiscal 2024	Fiscal 2025	Fiscal 2026	Fiscal 2027	Fiscal 2028	Sub Total	Fiscal 2029	Fiscal 2030	Fiscal 2031	Fiscal 2032	Total Project
PLANS & ENGINEERING	2,000	0	2,000	0	0	0	0	0	0	0	0	0	0	2,000
LAND ACQUISITION	1,500	0	1,500	0	0	0	0	0	0	0	0	0	0	1,500
CONSTRUCTION	21,090	0	21,090	0	0	0	0	0	0	0	0	0	0	21,090
ADMINISTRATION	0	0	0	0	0	0	0	0	0	0	0	0	0	0
<b>Total Expenditures</b>	<b>24,590</b>	<b>0</b>	<b>24,590</b>	<b>0</b>	<b>0</b>	<b>0</b>	<b>0</b>	<b>0</b>	<b>0</b>	<b>0</b>	<b>0</b>	<b>0</b>	<b>0</b>	<b>24,590</b>
BONDS	2,625	0	2,625	0	0	0	0	0	0	0	0	0	0	2,625
DEVELOPER CONTRIBUTION	51	0	51	0	0	0	0	0	0	0	0	0	0	51
EXCISE TAX	3,800	0	3,800	0	0	0	0	0	0	0	0	0	0	3,800
EXCISE TAX BACKED BONDS	18,114	0	18,114	0	0	0	0	0	0	0	0	0	0	18,114
<b>Total Funding</b>	<b>24,590</b>	<b>0</b>	<b>24,590</b>	<b>0</b>	<b>0</b>	<b>0</b>	<b>0</b>	<b>0</b>	<b>0</b>	<b>0</b>	<b>0</b>	<b>0</b>	<b>0</b>	<b>24,590</b>

**\$24,378,167 spent and encumbered through February 2022**

**\$19,018,265 spent and encumbered through February 2021**

**Project Status** FY22 - Projects in Construction: MD108 at Centennial Lane intersection.

Projects under Construction: MD108 at Sheppard Lane (work to be done in conjunction with T7101 and T7103).

Projects Complete: US40 at Rogers Avenue, I70-Marriottsville Rd Study, US29 (MD99 to MD100), MD216, and MD99 (Liter & Tiller).

FY 2022 Budget	24,590	0	<b>24,590</b>	0	0	0	0	0	<b>0</b>	0	0	0		<b>24,590</b>
Difference 2022 / 2023	0	0	<b>0</b>	0	0	0	0	0	<b>0</b>	0	0	0	0	<b>0</b>

None.

# Fiscal 2023 Capital Budget

# ROAD CONSTRUCTION PROJECTS

## Project: J4181-FY2003 GUILFORD RD (US1 to DORSEY RUN RD)

### Description

This project is to study, design, and reconstruct Guilford Road to three lanes from US1 to Old Dorsey Run Road; a distance of 5,800 LF.

### Justification

The existing road is sub-standard with varying width and limited capacity. Guilford Road is classified as a major collector in the Plan Howard 2030 and three lanes are needed to accommodate the increasing volume of commercial traffic.

### Remarks

Phase 1: Improvement at the intersection of US Route 1 and Guilford Road.  
Phase 2: Widening of Guilford Road between Stayton Drive and Old Dorsey Run Road.

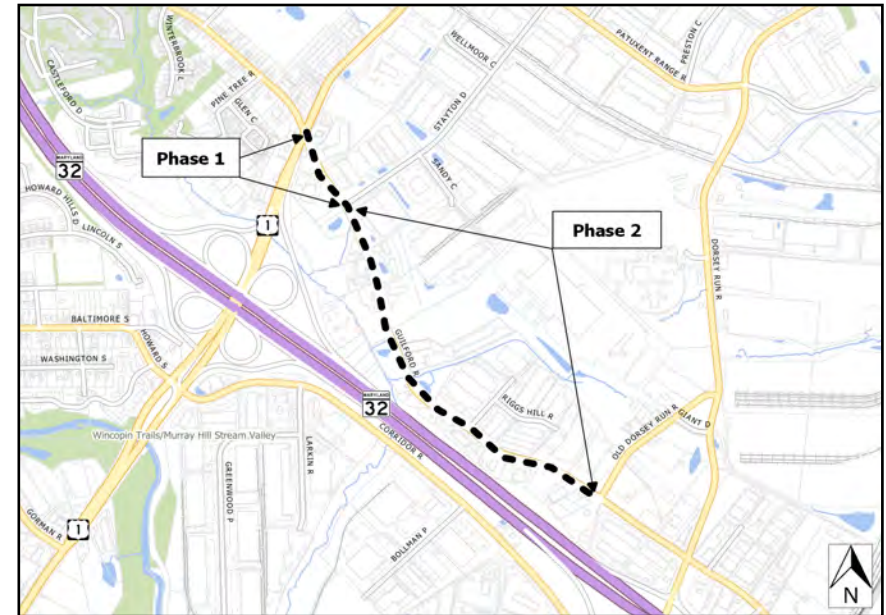
### Project Schedule

FY23 - Design Phase 1  
FY24 - Land acquisition Phase 1  
FY29 - Construction Phase 1  
FY31 - Construction Phase 2

### Operating Budget Impact

Estimated annual maintenance costs upon construction completion: \$19,000 per two lane miles of new roadway.

FY2023 Bonds - Annual Debt Service Payment	0
FY2023 Bonds - 20-Year Total Debt Service Payment	0
Total Project Bonds - Annual Debt Service Payment	613,510
Total Project Bonds - 20-Year Total Debt Service Payment	12,270,209



# Fiscal 2023 Capital Budget

# ROAD CONSTRUCTION PROJECTS

## Project: J4181-FY2003 GUILFORD RD (US1 to DORSEY RUN RD)

(In Thousands)	Five Year Capital Program										Master Plan			
	Prior Appr.	FY2023 Budget	Appr. Total	Fiscal 2024	Fiscal 2025	Fiscal 2026	Fiscal 2027	Fiscal 2028	Sub Total	Fiscal 2029	Fiscal 2030	Fiscal 2031	Fiscal 2032	Total Project
PLANS & ENGINEERING	1,345	0	1,345	0	0	0	0	0	0	0	0	0	0	1,345
LAND ACQUISITION	530	0	530	0	0	0	0	0	0	0	0	0	0	530
CONSTRUCTION	0	0	0	0	0	0	0	0	0	1,500	0	5,000	0	6,500
ADMINISTRATION	15	0	15	0	0	0	0	0	0	0	0	0	0	15
<b>Total Expenditures</b>	<b>1,890</b>	<b>0</b>	<b>1,890</b>	<b>0</b>	<b>0</b>	<b>0</b>	<b>0</b>	<b>0</b>	<b>0</b>	<b>1,500</b>	<b>0</b>	<b>5,000</b>	<b>0</b>	<b>8,390</b>
DEVELOPER CONTRIBUTION	25	0	25	0	0	0	0	0	0	0	0	0	0	25
EXCISE TAX	330	0	330	0	0	0	0	0	0	0	0	0	0	330
EXCISE TAX BACKED BONDS	1,535	0	1,535	0	0	0	0	0	0	1,500	0	5,000	0	8,035
<b>Total Funding</b>	<b>1,890</b>	<b>0</b>	<b>1,890</b>	<b>0</b>	<b>0</b>	<b>0</b>	<b>0</b>	<b>0</b>	<b>0</b>	<b>1,500</b>	<b>0</b>	<b>5,000</b>	<b>0</b>	<b>8,390</b>

**\$824,020 spent and encumbered through February 2022**

**\$824,020 spent and encumbered through February 2021**

**Project Status** FY22 - Design of Phase 1 in progress.

FY 2022 Budget	1,890	0	<b>1,890</b>	0	0	0	0	0	<b>0</b>	0	0	0		<b>1,890</b>
Difference 2022 / 2023	0	0	<b>0</b>	0	0	0	0	0	<b>0</b>	1,500	0	5,000	0	<b>6,500</b>

None.

## Project: J4182-FY2002 DORSEY RUN ROAD IMPROVEMENTS

### Description

This project is to study, design and reconstruct Dorsey Run Road to four lanes from MD175 south to the CSX railroad spur crossing; a distance of 6,000 LF.

### Justification

The existing road is sub-standard with varying width and limited capacity. Dorsey Run Road is classified in the Plan Howard 2030 as a major collector and four lanes are needed to accommodate the increasing volumes of traffic.

### Remarks

This project will be coordinated with J4110-2 and J4148-C. This project will be constructed in one phase because all the utilities must be relocated before construction can begin.

### Project Schedule

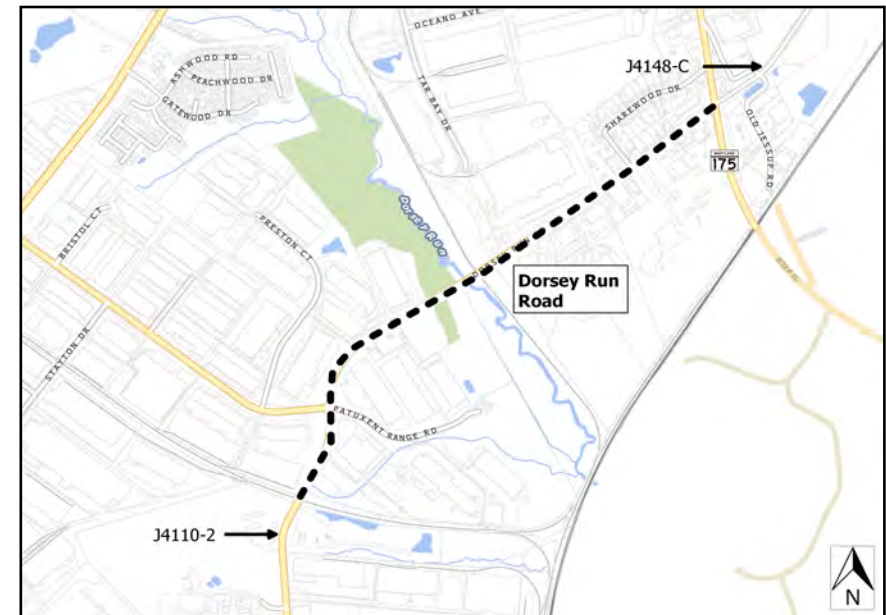
FY23 - Design and Land acquisition

FY29 - Construction

### Operating Budget Impact

Estimated annual maintenance costs upon completion: \$19,000 per two lane mile of new roadway.

FY2023 Bonds - Annual Debt Service Payment	0
FY2023 Bonds - 20-Year Total Debt Service Payment	0
Total Project Bonds - Annual Debt Service Payment	955,198
Total Project Bonds - 20-Year Total Debt Service Payment	19,103,960



# Fiscal 2023 Capital Budget

# ROAD CONSTRUCTION PROJECTS

## Project: J4182-FY2002 DORSEY RUN ROAD IMPROVEMENTS

(In Thousands)	Five Year Capital Program										Master Plan			
	Prior Appr.	FY2023 Budget	Appr. Total	Fiscal 2024	Fiscal 2025	Fiscal 2026	Fiscal 2027	Fiscal 2028	Sub Total	Fiscal 2029	Fiscal 2030	Fiscal 2031	Fiscal 2032	Total Project
PLANS & ENGINEERING	1,840	0	1,840	0	0	0	0	0	0	0	0	0	0	1,840
LAND ACQUISITION	900	0	900	0	0	0	0	0	0	0	0	0	0	900
CONSTRUCTION	535	0	535	0	0	0	0	0	0	11,785	0	0	0	12,320
ADMINISTRATION	25	0	25	0	0	0	0	0	0	0	0	0	0	25
<b>Total Expenditures</b>	<b>3,300</b>	<b>0</b>	<b>3,300</b>	<b>0</b>	<b>0</b>	<b>0</b>	<b>0</b>	<b>0</b>	<b>0</b>	<b>11,785</b>	<b>0</b>	<b>0</b>	<b>0</b>	<b>15,085</b>
BONDS	300	0	300	0	0	0	0	0	0	11,785	0	0	0	12,085
DEVELOPER CONTRIBUTION	35	0	35	0	0	0	0	0	0	0	0	0	0	35
EXCISE TAX	2,540	0	2,540	0	0	0	0	0	0	0	0	0	0	2,540
EXCISE TAX BACKED BONDS	425	0	425	0	0	0	0	0	0	0	0	0	0	425
<b>Total Funding</b>	<b>3,300</b>	<b>0</b>	<b>3,300</b>	<b>0</b>	<b>0</b>	<b>0</b>	<b>0</b>	<b>0</b>	<b>0</b>	<b>11,785</b>	<b>0</b>	<b>0</b>	<b>0</b>	<b>15,085</b>

**\$988,130 spent and encumbered through February 2022**

**\$970,542 spent and encumbered through February 2021**

**Project Status** FY22 - Project is under design

FY 2022 Budget	3,300	0	<b>3,300</b>	0	0	0	0	11,785	<b>11,785</b>	0	0	0		<b>15,085</b>
Difference 2022 / 2023	0	0	<b>0</b>	0	0	0	0	(11,785)	<b>(11,785)</b>	11,785	0	0	0	<b>0</b>

None.

# Fiscal 2023 Capital Budget

# ROAD CONSTRUCTION PROJECTS

## Project: J4202-FY2004 STEPHENS ROAD IMPROVEMENTS

### Description

A project for the design and reconstruction of Stephens Road from Whiskey Bottom Road to Gorman Road.

### Justification

The road and bridge need to be widened and raised out of the floodplain to accommodate the increased traffic due to growth in the vicinity.

### Remarks

Developers have made improvements related to the adequate public facilities requirements.

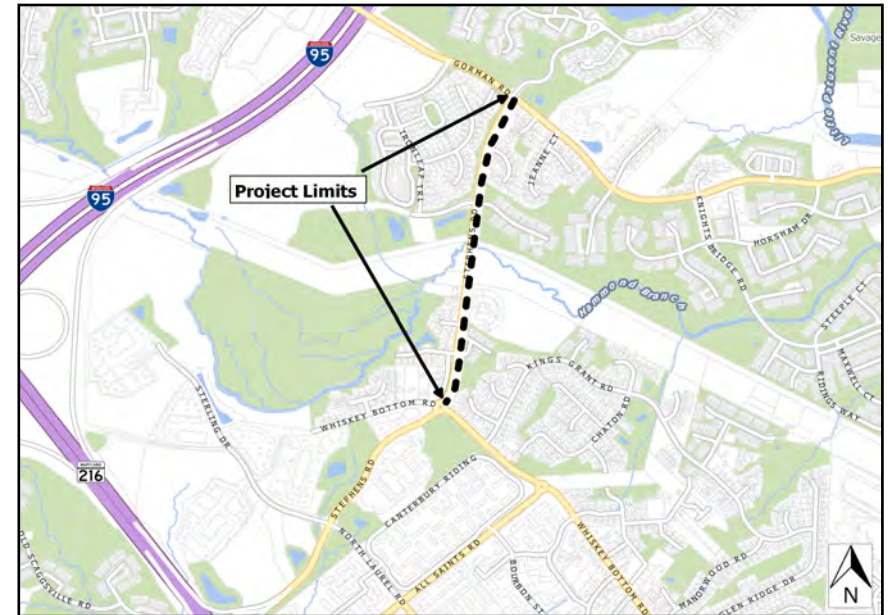
### Project Schedule

FY24 - Project close

### Operating Budget Impact

Estimated annual maintenance costs upon construction completion: \$19,000 per two-lane mile of new roadway.

FY2023 Bonds - Annual Debt Service Payment	0
FY2023 Bonds - 20-Year Total Debt Service Payment	0
Total Project Bonds - Annual Debt Service Payment	695,592
Total Project Bonds - 20-Year Total Debt Service Payment	13,911,837





# Fiscal 2023 Capital Budget

# ROAD CONSTRUCTION PROJECTS

## Project: J4202-FY2004 STEPHENS ROAD IMPROVEMENTS

(In Thousands)	Five Year Capital Program										Master Plan			
	Prior Appr.	FY2023 Budget	Appr. Total	Fiscal 2024	Fiscal 2025	Fiscal 2026	Fiscal 2027	Fiscal 2028	Sub Total	Fiscal 2029	Fiscal 2030	Fiscal 2031	Fiscal 2032	Total Project
PLANS & ENGINEERING	1,455	0	1,455	0	0	0	0	0	0	0	0	0	0	1,455
LAND ACQUISITION	1,095	0	1,095	0	0	0	0	0	0	0	0	0	0	1,095
CONSTRUCTION	6,600	0	6,600	0	0	0	0	0	0	0	0	0	0	6,600
ADMINISTRATION	10	0	10	0	0	0	0	0	0	0	0	0	0	10
<b>Total Expenditures</b>	<b>9,160</b>	<b>0</b>	<b>9,160</b>	<b>0</b>	<b>0</b>	<b>0</b>	<b>0</b>	<b>0</b>	<b>0</b>	<b>0</b>	<b>0</b>	<b>0</b>	<b>0</b>	<b>9,160</b>
DEVELOPER CONTRIBUTION	50	0	50	0	0	0	0	0	0	0	0	0	0	50
EXCISE TAX BACKED BONDS	9,110	0	9,110	0	0	0	0	0	0	0	0	0	0	9,110
<b>Total Funding</b>	<b>9,160</b>	<b>0</b>	<b>9,160</b>	<b>0</b>	<b>0</b>	<b>0</b>	<b>0</b>	<b>0</b>	<b>0</b>	<b>0</b>	<b>0</b>	<b>0</b>	<b>0</b>	<b>9,160</b>

**\$8,160,190 spent and encumbered through February 2022**

**\$8,120,058 spent and encumbered through February 2021**

**Project Status** FY22 - Project substantially complete

FY 2022 Budget	9,160	0	<b>9,160</b>	0	0	0	0	0	<b>0</b>	0	0	0		<b>9,160</b>
Difference 2022 / 2023	0	0	<b>0</b>	0	0	0	0	0	<b>0</b>	0	0	0	0	<b>0</b>

None.

## Project: J4205-FY2006 MARRIOTTSVILLE ROAD IMPROVEMENTS

### Description

A project to widen Marriottsville Road from MD99 to US40, including the Marriottsville Road bridge over I-70. Marriottsville Road is classified as an intermediate arterial.

### Justification

Increased traffic and new development will necessitate the improvement of the road.

### Remarks

1. The County may enter into agreements with the developers to construct the County improvements.
2. The County will coordinate with the State Highway Administration regarding design requirements.
3. Developers will be directly responsible for some of the construction and associated costs of the Marriottsville Road improvements.
4. Project to be coordinated with J4215 at US40 intersection.
5. MOU executed between County and SHA for TMDL design and construction. OTHER SOURCES represents SHA's cost share. SHA issued STOP WORK order effective July 1, 2020 for TMDL design due to forecasted budget constraints.
6. The improvements will be constructed in four phases.
  - Phase I will be from I-70 to MD99 intersection.
  - Phase II will be the improvements to the ramp for I-70 eastbound.
  - Phase III will be the roadway portion south of the I-70 bridge.
  - Phase IV will be the construction of the I-70 bridge and road improvements.

### Project Schedule

Program

### Operating Budget Impact

Estimated annual maintenance costs upon construction completion: \$19,000 per two-lane mile of new roadway.

FY2023 Bonds - Annual Debt Service Payment	0
FY2023 Bonds - 20-Year Total Debt Service Payment	0
Total Project Bonds - Annual Debt Service Payment	1,927,958
Total Project Bonds - 20-Year Total Debt Service Payment	38,559,152



# Fiscal 2023 Capital Budget

# ROAD CONSTRUCTION PROJECTS

## Project: J4205-FY2006 MARRIOTTSTVILLE ROAD IMPROVEMENTS

(In Thousands)	Five Year Capital Program									Master Plan				
	Prior Appr.	FY2023 Budget	Appr. Total	Fiscal 2024	Fiscal 2025	Fiscal 2026	Fiscal 2027	Fiscal 2028	Sub Total	Fiscal 2029	Fiscal 2030	Fiscal 2031	Fiscal 2032	Total Project
PLANS & ENGINEERING	2,550	0	2,550	0	0	0	0	2,375	2,375	0	0	0	0	4,925
LAND ACQUISITION	800	0	800	0	0	0	0	0	0	0	0	0	0	800
CONSTRUCTION	2,605	0	2,605	0	0	3,000	3,000	12,000	18,000	0	0	0	0	20,605
ADMINISTRATION	0	0	0	0	0	0	0	0	0	0	0	0	0	0
<b>Total Expenditures</b>	<b>5,955</b>	<b>0</b>	<b>5,955</b>	<b>0</b>	<b>0</b>	<b>3,000</b>	<b>3,000</b>	<b>14,375</b>	<b>20,375</b>	<b>0</b>	<b>0</b>	<b>0</b>	<b>0</b>	<b>26,330</b>
BONDS	0	0	0	0	0	3,000	3,000	14,375	20,375	0	0	0	0	20,375
EXCISE TAX	250	0	250	0	0	0	0	0	0	0	0	0	0	250
OTHER SOURCES	830	0	830	0	0	0	0	0	0	0	0	0	0	830
EXCISE TAX BACKED BONDS	4,875	0	4,875	0	0	0	0	0	0	0	0	0	0	4,875
<b>Total Funding</b>	<b>5,955</b>	<b>0</b>	<b>5,955</b>	<b>0</b>	<b>0</b>	<b>3,000</b>	<b>3,000</b>	<b>14,375</b>	<b>20,375</b>	<b>0</b>	<b>0</b>	<b>0</b>	<b>0</b>	<b>26,330</b>

**\$2,753,122 spent and encumbered through February 2022**

**\$2,778,291 spent and encumbered through February 2021**

**Project Status** FY22 - Phase IV (I-70 bridge replacement) design underway. Box culvert design in Phase III underway.

FY 2022 Budget	5,955	0	<b>5,955</b>	0	0	3,000	3,000	14,375	<b>20,375</b>	0	0	0		<b>26,330</b>
Difference 2022 / 2023	0	0	<b>0</b>	0	0	0	0	0	<b>0</b>	0	0	0	0	<b>0</b>

None.

## Project: J4206-FY2007 MONTEVIDEO ROAD IMPROVEMENTS

### Description

A project to improve Montevideo Road as detailed in the Montevideo Road Study. These improvements include adjustments to vertical and horizontal alignment and will be made in two phases. Phase one will relocate the connection to US1 to be directly across from Port Capital Drive. Phase two will improve the section of the road from Dorsey Run Road to the end of the relocation. Montevideo Road is classified as a major collector roadway.

### Justification

Montevideo Road is expected to have a significant increase in traffic in the coming years and these improvements will help accommodate that traffic.

### Remarks

1. Project to be coordinated with J4148 (Dorsey Run Road Extended), J4241 (US1 - MD175 to Montevideo Road) and F5975 (Route One Fire Station).
2. This project may be used as a funding source for public improvements constructed by others under an agreement approved by the County Council.

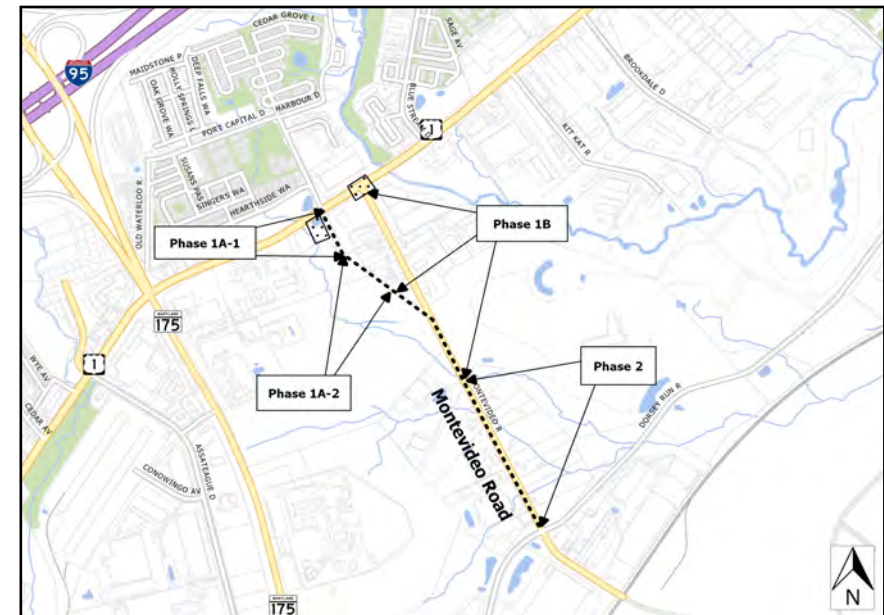
### Project Schedule

- FY22-FY23 - Land acquisition and construction Phase 1B
- FY29 - Construction Phase 2

### Operating Budget Impact

Estimated annual maintenance costs upon completion: \$19,000 per two-lane mile of new roadway.

FY2023 Bonds - Annual Debt Service Payment	0
FY2023 Bonds - 20-Year Total Debt Service Payment	0
Total Project Bonds - Annual Debt Service Payment	1,297,649
Total Project Bonds - 20-Year Total Debt Service Payment	25,952,982



# Fiscal 2023 Capital Budget

# ROAD CONSTRUCTION PROJECTS

## Project: J4206-FY2007 MONTEVIDEO ROAD IMPROVEMENTS

(In Thousands)	Five Year Capital Program										Master Plan			
	Prior Appr.	FY2023 Budget	Appr. Total	Fiscal 2024	Fiscal 2025	Fiscal 2026	Fiscal 2027	Fiscal 2028	Sub Total	Fiscal 2029	Fiscal 2030	Fiscal 2031	Fiscal 2032	Total Project
PLANS & ENGINEERING	1,280	600	1,880	0	0	0	0	0	0	0	0	0	0	1,880
LAND ACQUISITION	3,175	(600)	2,575	0	0	0	0	0	0	0	0	0	0	2,575
CONSTRUCTION	6,475	0	6,475	0	0	0	0	0	0	6,125	0	0	0	12,600
ADMINISTRATION	0	0	0	0	0	0	0	0	0	0	0	0	0	0
<b>Total Expenditures</b>	<b>10,930</b>	<b>0</b>	<b>10,930</b>	<b>0</b>	<b>0</b>	<b>0</b>	<b>0</b>	<b>0</b>	<b>0</b>	<b>6,125</b>	<b>0</b>	<b>0</b>	<b>0</b>	<b>17,055</b>
BONDS	1,755	0	1,755	0	0	0	0	0	0	6,125	0	0	0	7,880
DEVELOPER CONTRIBUTION	60	0	60	0	0	0	0	0	0	0	0	0	0	60
EXCISE TAX BACKED BONDS	9,115	0	9,115	0	0	0	0	0	0	0	0	0	0	9,115
<b>Total Funding</b>	<b>10,930</b>	<b>0</b>	<b>10,930</b>	<b>0</b>	<b>0</b>	<b>0</b>	<b>0</b>	<b>0</b>	<b>0</b>	<b>6,125</b>	<b>0</b>	<b>0</b>	<b>0</b>	<b>17,055</b>

**\$8,045,787 spent and encumbered through February 2022**

**\$7,140,472 spent and encumbered through February 2021**

**Project Status** FY22 - Phase 1B is under design.

Construction complete: Phase 1A-1 and Phase 1A-2.

FY 2022 Budget	10,930	0	<b>10,930</b>	0	0	0	0	0	0	6,125	0	0		<b>17,055</b>
Difference 2022 / 2023	0	0	<b>0</b>	0	0	0	0	0	0	0	0	0	0	<b>0</b>

# Fiscal 2023 Capital Budget

# ROAD CONSTRUCTION PROJECTS

## Project: J4207-FY2009 OAKLAND MILLS ROAD IMPROVEMENTS

### Description

A project to improve Oakland Mills Road from Guilford Road northward to Carters Lane. The improvements would include road widening, sidewalk, curb and gutter and bicycle compatibility. At present this section of road is two lanes with no sidewalks and poor drainage. A traffic signal will be installed at the Oakland Mills & Guilford Road intersection.

### Justification

Requested by the Bureau of Highways.

### Remarks

1. This work will be coordinated with the church development at the corner of Guilford Road and Oakland Mills Road.
2. Project to incorporate former K5041 sidewalks.
3. Project to be phased to allow construction of Guilford & Oakland Mills traffic signal.

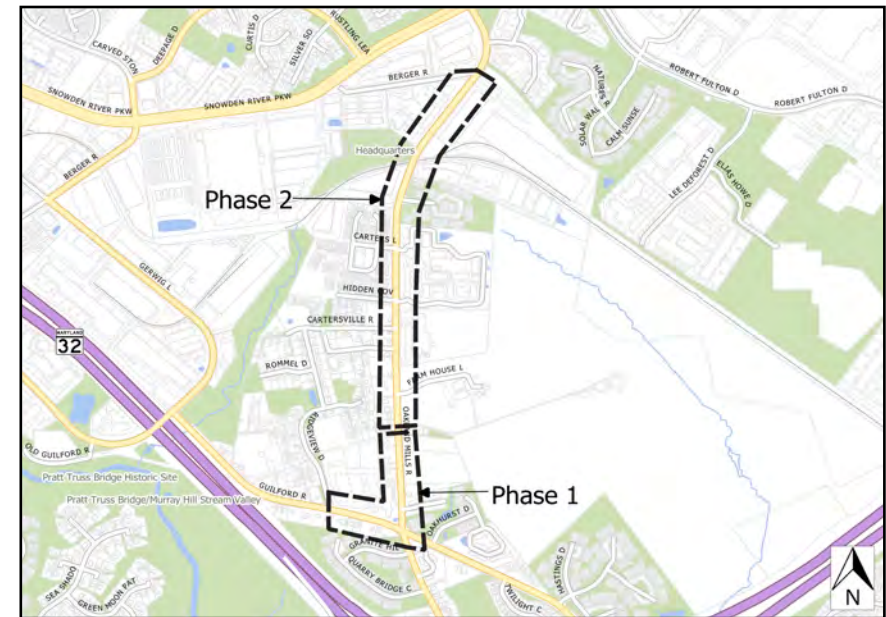
### Project Schedule

- FY23 - Complete Phase 1 construction; Phase 2 Design and Land acquisition  
FY24 - Land acquisition and Construction Phase 2

### Operating Budget Impact

Estimated annual maintenance costs upon construction completion: \$19,000 per two-lane mile of new roadway.

FY2023 Bonds - Annual Debt Service Payment	0
FY2023 Bonds - 20-Year Total Debt Service Payment	0
Total Project Bonds - Annual Debt Service Payment	464,619
Total Project Bonds - 20-Year Total Debt Service Payment	9,292,374



# Fiscal 2023 Capital Budget

# ROAD CONSTRUCTION PROJECTS

## Project: J4207-FY2009 OAKLAND MILLS ROAD IMPROVEMENTS

(In Thousands)	Five Year Capital Program										Master Plan			
	Prior Appr.	FY2023 Budget	Appr. Total	Fiscal 2024	Fiscal 2025	Fiscal 2026	Fiscal 2027	Fiscal 2028	Sub Total	Fiscal 2029	Fiscal 2030	Fiscal 2031	Fiscal 2032	Total Project
PLANS & ENGINEERING	596	0	596	0	0	0	0	0	0	0	0	0	0	596
LAND ACQUISITION	2,000	0	2,000	0	0	0	0	0	0	0	0	0	0	2,000
CONSTRUCTION	3,500	0	3,500	0	0	0	0	0	0	0	0	0	0	3,500
<b>Total Expenditures</b>	<b>6,096</b>	<b>0</b>	<b>6,096</b>	<b>0</b>	<b>0</b>	<b>0</b>	<b>0</b>	<b>0</b>	<b>0</b>	<b>0</b>	<b>0</b>	<b>0</b>	<b>0</b>	<b>6,096</b>
BONDS	185	0	185	0	0	0	0	0	0	0	0	0	0	185
DEVELOPER CONTRIBUTION	11	0	11	0	0	0	0	0	0	0	0	0	0	11
EXCISE TAX BACKED BONDS	5,900	0	5,900	0	0	0	0	0	0	0	0	0	0	5,900
<b>Total Funding</b>	<b>6,096</b>	<b>0</b>	<b>6,096</b>	<b>0</b>	<b>0</b>	<b>0</b>	<b>0</b>	<b>0</b>	<b>0</b>	<b>0</b>	<b>0</b>	<b>0</b>	<b>0</b>	<b>6,096</b>

**\$2,509,969 spent and encumbered through February 2022**

**\$679,385 spent and encumbered through February 2021**

**Project Status** FY22 - Phase 1 construction complete. Phase 2 design underway. Total individual property acquisitions required (Phase 2): 9.

FY 2022 Budget	6,096	0	<b>6,096</b>	0	0	0	0	0	<b>0</b>	0	0	0		<b>6,096</b>
Difference 2022 / 2023	0	0	<b>0</b>	0	0	0	0	0	<b>0</b>	0	0	0	0	<b>0</b>

None.



# Fiscal 2023 Capital Budget

# ROAD CONSTRUCTION PROJECTS

## Project: J4211-FY2007 ROADWAY CAPACITY IMPROVEMENTS

### Description

A project to provide increased capacity and safety on various County roads and intersections.

### Justification

This project is consistent with recommendations provided in the Comprehensive Transportation Plan.

### Remarks

This project replaces J4164.

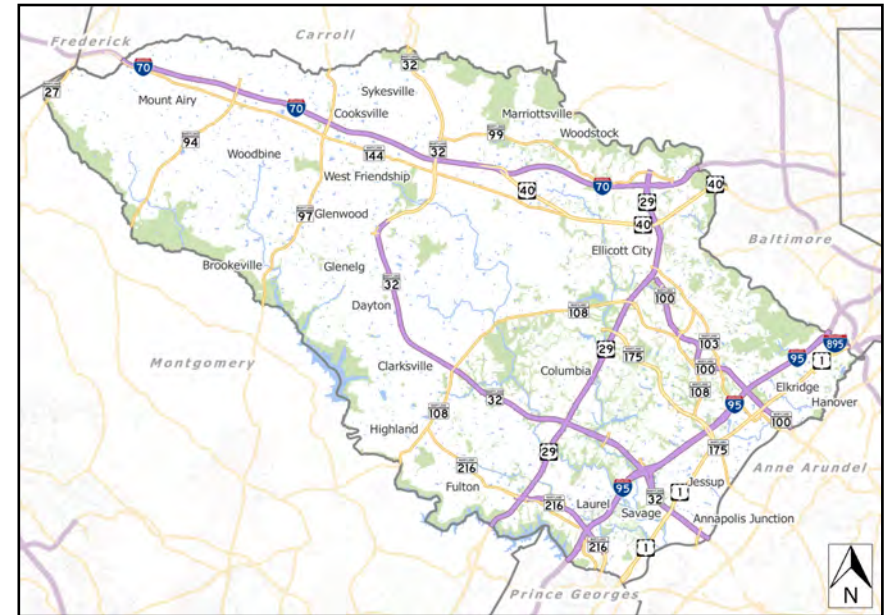
### Project Schedule

Program

### Operating Budget Impact

Estimated annual maintenance costs upon construction completion: \$19,000 per two-lane mile of new roadway.

FY2023 Bonds - Annual Debt Service Payment	0
FY2023 Bonds - 20-Year Total Debt Service Payment	0
Total Project Bonds - Annual Debt Service Payment	358,867
Total Project Bonds - 20-Year Total Debt Service Payment	7,177,347





# Fiscal 2023 Capital Budget

# ROAD CONSTRUCTION PROJECTS

## Project: J4211-FY2007 ROADWAY CAPACITY IMPROVEMENTS

(In Thousands)	Five Year Capital Program										Master Plan			
	Prior Appr.	FY2023 Budget	Appr. Total	Fiscal 2024	Fiscal 2025	Fiscal 2026	Fiscal 2027	Fiscal 2028	Sub Total	Fiscal 2029	Fiscal 2030	Fiscal 2031	Fiscal 2032	Total Project
PLANS & ENGINEERING	225	0	225	0	0	0	0	0	0	0	0	0	0	225
LAND ACQUISITION	100	0	100	0	0	0	0	0	0	0	0	0	0	100
CONSTRUCTION	1,375	0	1,375	0	0	0	0	0	0	3,000	0	0	0	4,375
<b>Total Expenditures</b>	<b>1,700</b>	<b>0</b>	<b>1,700</b>	<b>0</b>	<b>0</b>	<b>0</b>	<b>0</b>	<b>0</b>	<b>0</b>	<b>3,000</b>	<b>0</b>	<b>0</b>	<b>0</b>	<b>4,700</b>
BONDS	400	0	400	0	0	0	0	0	0	3,000	0	0	0	3,400
EXCISE TAX BACKED BONDS	1,300	0	1,300	0	0	0	0	0	0	0	0	0	0	1,300
<b>Total Funding</b>	<b>1,700</b>	<b>0</b>	<b>1,700</b>	<b>0</b>	<b>0</b>	<b>0</b>	<b>0</b>	<b>0</b>	<b>0</b>	<b>3,000</b>	<b>0</b>	<b>0</b>	<b>0</b>	<b>4,700</b>

**\$1,038,933 spent and encumbered through February 2022**

**\$983,176 spent and encumbered through February 2021**

**Project Status** FY22 - Design of Gorman Road at Skylark Blvd. underway

Projects completed: Dobbin Rd at Dobbin Center Way, Long Gate Pkwy, Snowden River Pkwy near MD108, Snowden River Pkwy at Snowden Square Dr., Twin Rivers Rd at Lynx Ln.

FY 2022 Budget	1,700	0	<b>1,700</b>	0	0	0	0	0	<b>0</b>	0	0	0		<b>1,700</b>
Difference 2022 / 2023	0	0	<b>0</b>	0	0	0	0	0	<b>0</b>	3,000	0	0	0	<b>3,000</b>

None.

# Fiscal 2023 Capital Budget

# ROAD CONSTRUCTION PROJECTS

## Project: J4212-FY2007 STATE ROAD CONSTRUCTION

### Description

A project for cost sharing of new State roadway construction within Howard County that is consistent with the objectives of the Plan Howard 2030.

### Justification

The State Highway Administration (SHA) cannot proceed with these projects in a timely manner without financial assistance. The local funding will accelerate the construction of State roadways in order to address capacity and safety problems in the County network.

### Remarks

1. This project replaces J4177
2. Projects will be mutually identified by the State and County and prioritized by need.
3. Projects include: MD32 dualization, MD97 at Burntwoods Road, MD103 at Old Columbia Pike and US1 at MD103.
4. Grant represents State Aid Funds.
5. DEVELOPER CONTRIBUTION represents funds from adjacent development for the US1 and MD103 intersection improvements.

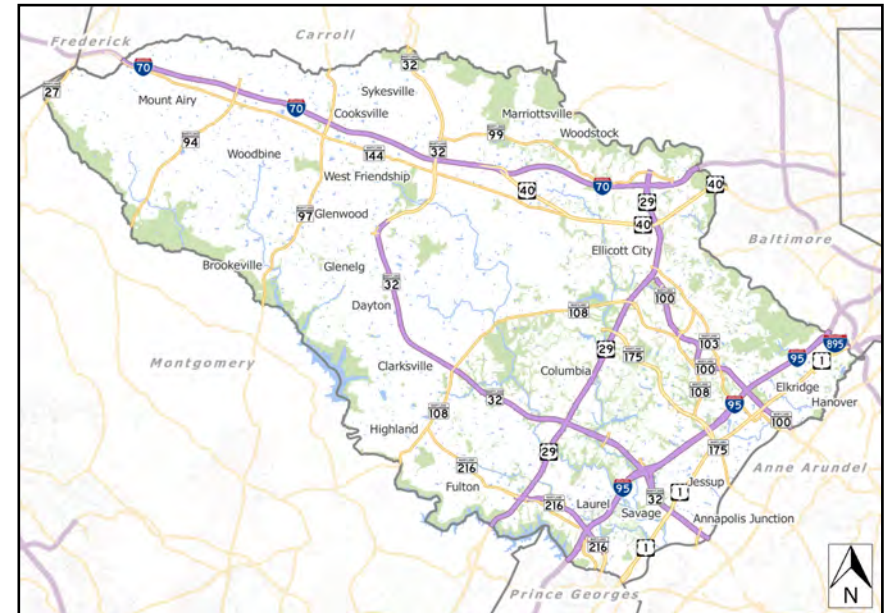
### Project Schedule

Program

### Operating Budget Impact

Estimated annual maintenance costs upon construction completion: No Change.

FY2023 Bonds - Annual Debt Service Payment	0
FY2023 Bonds - 20-Year Total Debt Service Payment	0
Total Project Bonds - Annual Debt Service Payment	2,561,702
Total Project Bonds - 20-Year Total Debt Service Payment	51,234,041



# Fiscal 2023 Capital Budget

# ROAD CONSTRUCTION PROJECTS

## Project: J4212-FY2007 STATE ROAD CONSTRUCTION

(In Thousands)	Five Year Capital Program										Master Plan			
	Prior Appr.	FY2023 Budget	Appr. Total	Fiscal 2024	Fiscal 2025	Fiscal 2026	Fiscal 2027	Fiscal 2028	Sub Total	Fiscal 2029	Fiscal 2030	Fiscal 2031	Fiscal 2032	Total Project
PLANS & ENGINEERING	3,200	0	3,200	0	0	0	0	0	0	0	0	0	0	3,200
LAND ACQUISITION	2,500	0	2,500	0	0	0	0	0	0	0	0	0	0	2,500
CONSTRUCTION	30,000	0	30,000	0	0	0	0	0	0	0	0	0	0	30,000
ADMINISTRATION	0	0	0	0	0	0	0	0	0	0	0	0	0	0
<b>Total Expenditures</b>	<b>35,700</b>	<b>0</b>	<b>35,700</b>	<b>0</b>	<b>0</b>	<b>0</b>	<b>0</b>	<b>0</b>	<b>0</b>	<b>0</b>	<b>0</b>	<b>0</b>	<b>0</b>	<b>35,700</b>
BONDS	300	0	300	0	0	0	0	0	0	0	0	0	0	300
DEVELOPER CONTRIBUTION	350	0	350	0	0	0	0	0	0	0	0	0	0	350
EXCISE TAX	500	0	500	0	0	0	0	0	0	0	0	0	0	500
GRANTS	1,300	0	1,300	0	0	0	0	0	0	0	0	0	0	1,300
EXCISE TAX BACKED BONDS	33,250	0	33,250	0	0	0	0	0	0	0	0	0	0	33,250
<b>Total Funding</b>	<b>35,700</b>	<b>0</b>	<b>35,700</b>	<b>0</b>	<b>0</b>	<b>0</b>	<b>0</b>	<b>0</b>	<b>0</b>	<b>0</b>	<b>0</b>	<b>0</b>	<b>0</b>	<b>35,700</b>

**\$33,713,785 spent and encumbered through February 2022**

**\$33,420,370 spent and encumbered through February 2021**

**Project Status** FY22 - In design: MD103 at Old Columbia Pike; US1 at MD103.

Projects in Construction: MD32 dualization, Phase II from Linden Church Rd. to I-70 will be completed by FY23.

Completed: MD32 at Linden Church interchange, MD32 dualization Phase I from MD108 to Linden Church Rd. and MD97 at Burntwoods.

FY 2022 Budget	35,700	0	<b>35,700</b>	0	0	0	0	0	<b>0</b>	0	0	0		<b>35,700</b>
Difference 2022 / 2023	0	0	<b>0</b>	0	0	0	0	0	<b>0</b>	0	0	0	0	<b>0</b>

None.

## Project: J4214-FY2007 GUILFORD AT VOLLMERHAUSEN IMPROVEMENTS

### Description

A project to design and construct improvements to the intersection of Guilford Road at Vollmerhausen Road and along Guilford Road to the west towards Carroll Heights Ave.

### Justification

The vertical curve on Guilford Road creates problems for the traffic at the intersection with Vollmerhausen. Project was requested by the Traffic Division and the Community.

### Remarks

1. A study determined the most feasible improvements include: improving a vertical curve, widening lanes, signalization at the intersection and pedestrian enhancements.
2. Project will be coordinated with K5040 and S6268.
3. Project will be phased.
  - Phase 1: Install signal and relocate utilities.
  - Phase 2: Sight distance, pedestrian and drainage improvements.

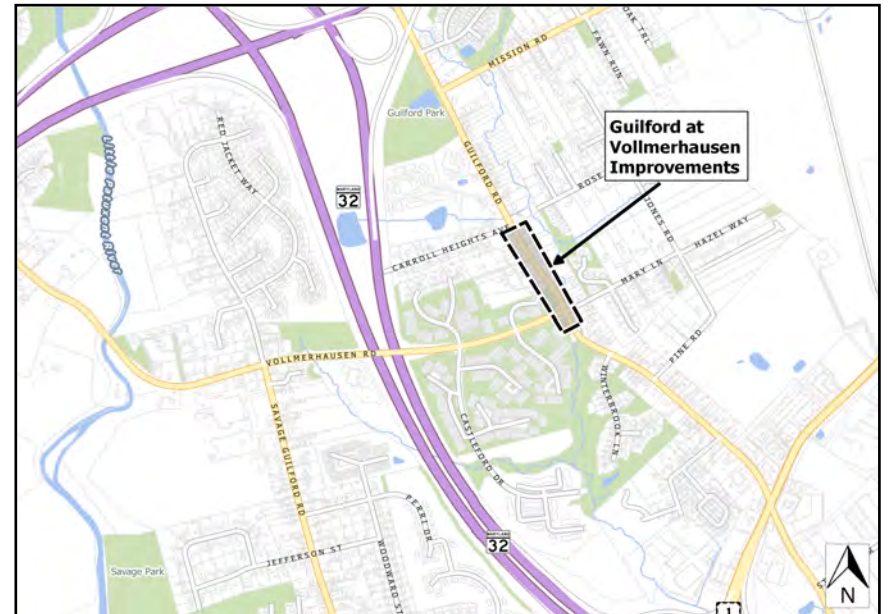
### Project Schedule

FY23 - Complete and Close

### Operating Budget Impact

Estimated annual maintenance costs upon construction completion: Increase.

FY2023 Bonds - Annual Debt Service Payment	0
FY2023 Bonds - 20-Year Total Debt Service Payment	0
Total Project Bonds - Annual Debt Service Payment	270,296
Total Project Bonds - 20-Year Total Debt Service Payment	5,405,917



# Fiscal 2023 Capital Budget

# ROAD CONSTRUCTION PROJECTS

## Project: J4214-FY2007 GUILFORD AT VOLLMERHAUSEN IMPROVEMENTS

(In Thousands)	Five Year Capital Program										Master Plan			
	Prior Appr.	FY2023 Budget	Appr. Total	Fiscal 2024	Fiscal 2025	Fiscal 2026	Fiscal 2027	Fiscal 2028	Sub Total	Fiscal 2029	Fiscal 2030	Fiscal 2031	Fiscal 2032	Total Project
PLANS & ENGINEERING	470	0	470	0	0	0	0	0	0	0	0	0	0	470
LAND ACQUISITION	245	0	245	0	0	0	0	0	0	0	0	0	0	245
CONSTRUCTION	2,825	0	2,825	0	0	0	0	0	0	0	0	0	0	2,825
<b>Total Expenditures</b>	<b>3,540</b>	<b>0</b>	<b>3,540</b>	<b>0</b>	<b>0</b>	<b>0</b>	<b>0</b>	<b>0</b>	<b>0</b>	<b>0</b>	<b>0</b>	<b>0</b>	<b>0</b>	<b>3,540</b>
BONDS	2,970	0	2,970	0	0	0	0	0	0	0	0	0	0	2,970
EXCISE TAX BACKED BONDS	570	0	570	0	0	0	0	0	0	0	0	0	0	570
<b>Total Funding</b>	<b>3,540</b>	<b>0</b>	<b>3,540</b>	<b>0</b>	<b>0</b>	<b>0</b>	<b>0</b>	<b>0</b>	<b>0</b>	<b>0</b>	<b>0</b>	<b>0</b>	<b>0</b>	<b>3,540</b>

**\$3,469,117 spent and encumbered through February 2022**

**\$3,354,217 spent and encumbered through February 2021**

**Project Status** FY22 - Phase 2 construction complete. Water main protection project complete.

Construction complete: Phase 1 Traffic signal and pedestrian improvements

FY 2022 Budget	3,540	0	<b>3,540</b>	0	0	0	0	0	<b>0</b>	0	0	0		<b>3,540</b>
Difference 2022 / 2023	0	0	<b>0</b>	0	0	0	0	0	<b>0</b>	0	0	0	0	<b>0</b>

None.

## Project: J4215-FY2007 MARRIOTTSVILLE ROAD from US40 to MD144

### Description

Realignment and shoulder improvements to Marriottsville Road from US40 to MD144. Marriottsville Road is classified as a Major Collector.

### Justification

Increased traffic will necessitate the improvements to the road. Project requested by the Traffic Division.

### Remarks

1. The County is coordinating with the State Highway Administration regarding the improvements at US40 and MD144.
2. Project to be coordinated with J4205 at US40.
3. The improvements will be constructed in phases. Phase I will be the US40 intersection to Douglas Ave to the south. Phase II will continue the widening of Marriottsville Rd from Douglas Ave to MD144.

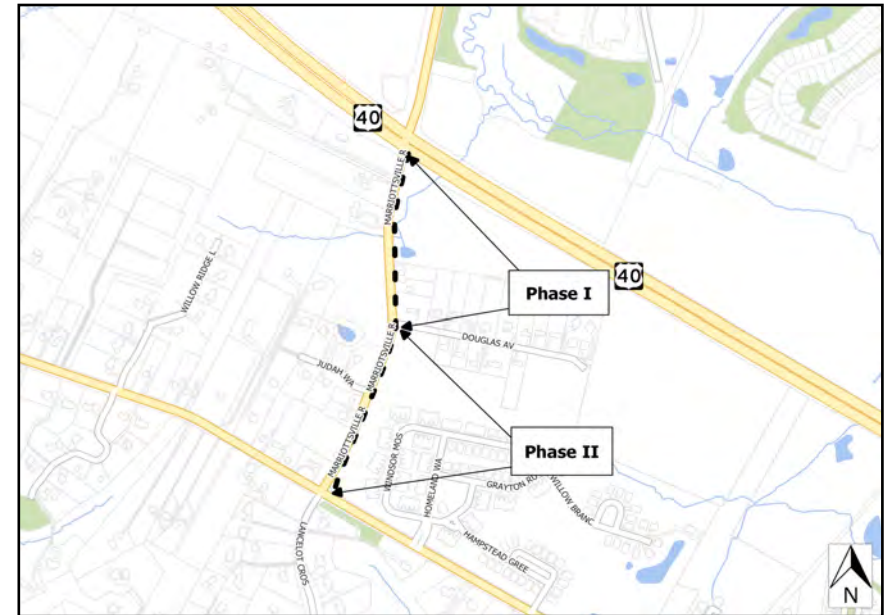
### Project Schedule

- FY23 - Design and Land Acquisition Phase I
- FY24 - Construction Phase I, Design Phase II
- FY25 - Complete Phase I Construction; Design and Land Acquisition Phase II
- FY29 - Construction Phase II

### Operating Budget Impact

Estimated annual maintenance costs upon construction completion: \$19,000 per two lane mile of new roadway.

FY2023 Bonds - Annual Debt Service Payment	0
FY2023 Bonds - 20-Year Total Debt Service Payment	0
Total Project Bonds - Annual Debt Service Payment	900,223
Total Project Bonds - 20-Year Total Debt Service Payment	18,004,451



# Fiscal 2023 Capital Budget

# ROAD CONSTRUCTION PROJECTS

## Project: J4215-FY2007 MARRIOTTSVILLE ROAD from US40 to MD144

(In Thousands)	Five Year Capital Program									Master Plan				
	Prior Appr.	FY2023 Budget	Appr. Total	Fiscal 2024	Fiscal 2025	Fiscal 2026	Fiscal 2027	Fiscal 2028	Sub Total	Fiscal 2029	Fiscal 2030	Fiscal 2031	Fiscal 2032	Total Project
PLANS & ENGINEERING	1,340	0	1,340	200	0	0	0	0	200	0	0	0	0	1,540
LAND ACQUISITION	1,500	0	1,500	700	0	0	0	0	700	0	0	0	0	2,200
CONSTRUCTION	3,200	0	3,200	2,100	0	0	0	0	2,100	3,000	0	0	0	8,300
<b>Total Expenditures</b>	<b>6,040</b>	<b>0</b>	<b>6,040</b>	<b>3,000</b>	<b>0</b>	<b>0</b>	<b>0</b>	<b>0</b>	<b>3,000</b>	<b>3,000</b>	<b>0</b>	<b>0</b>	<b>0</b>	<b>12,040</b>
BONDS	300	0	300	3,000	0	0	0	0	3,000	3,000	0	0	0	6,300
EXCISE TAX	250	0	250	0	0	0	0	0	0	0	0	0	0	250
EXCISE TAX BACKED BONDS	5,490	0	5,490	0	0	0	0	0	0	0	0	0	0	5,490
<b>Total Funding</b>	<b>6,040</b>	<b>0</b>	<b>6,040</b>	<b>3,000</b>	<b>0</b>	<b>0</b>	<b>0</b>	<b>0</b>	<b>3,000</b>	<b>3,000</b>	<b>0</b>	<b>0</b>	<b>0</b>	<b>12,040</b>

**\$965,605 spent and encumbered through February 2022**

**\$965,205 spent and encumbered through February 2021**

**Project Status** FY22 - Design and land acquisition in progress. Total individual property acquisitions required (Phase I): 6

FY 2022 Budget	6,040	3,000	<b>9,040</b>	0	0	0	0	0	<b>0</b>	0	0	0		<b>9,040</b>
Difference 2022 / 2023	0	(3,000)	<b>(3,000)</b>	3,000	0	0	0	0	<b>3,000</b>	3,000	0	0	0	<b>3,000</b>





# Fiscal 2023 Capital Budget

# ROAD CONSTRUCTION PROJECTS

## Project: J4219-FY2015 ENGINEERING STUDY PROGRAM

(In Thousands)				Five Year Capital Program						Master Plan				
Appropriation Object Class	Prior Appr.	FY2023 Budget	Appr. Total	Fiscal 2024	Fiscal 2025	Fiscal 2026	Fiscal 2027	Fiscal 2028	Sub Total	Fiscal 2029	Fiscal 2030	Fiscal 2031	Fiscal 2032	Total Project
PLANS & ENGINEERING	680	0	680	100	0	0	0	0	100	0	0	0	0	780
LAND ACQUISITION	0	0	0	0	0	0	0	0	0	0	0	0	0	0
<b>Total Expenditures</b>	<b>680</b>	<b>0</b>	<b>680</b>	<b>100</b>	<b>0</b>	<b>0</b>	<b>0</b>	<b>0</b>	<b>100</b>	<b>0</b>	<b>0</b>	<b>0</b>	<b>0</b>	<b>780</b>
PAY AS YOU GO	680	0	680	100	0	0	0	0	100	0	0	0	0	780
<b>Total Funding</b>	<b>680</b>	<b>0</b>	<b>680</b>	<b>100</b>	<b>0</b>	<b>0</b>	<b>0</b>	<b>0</b>	<b>100</b>	<b>0</b>	<b>0</b>	<b>0</b>	<b>0</b>	<b>780</b>

**\$624,343 spent and encumbered through February 2022**

**\$199,236 spent and encumbered through February 2021**

**Project Status** FY22 - Complete Streets design manual completed and approved by County Council. Safety and operations study of Rogers Ave north of US40 underway.

Completed Studies: Landing Road at Montgomery Road and Marshalee at Montgomery Road intersection studies and Clarksville Parking Study

FY 2022 Budget	680	0	<b>680</b>	100	0	0	0	0	<b>100</b>	0	0	0		<b>780</b>
Difference 2022 / 2023	0	0	<b>0</b>	0	0	0	0	0	<b>0</b>	0	0	0	0	<b>0</b>

None.



# Fiscal 2023 Capital Budget

# ROAD CONSTRUCTION PROJECTS

## Project: J4220-FY2014 DEVELOPER/COUNTY SHARED IMPROVEMENTS

(In Thousands)	Five Year Capital Program										Master Plan			
	Prior Appr.	FY2023 Budget	Appr. Total	Fiscal 2024	Fiscal 2025	Fiscal 2026	Fiscal 2027	Fiscal 2028	Sub Total	Fiscal 2029	Fiscal 2030	Fiscal 2031	Fiscal 2032	Total Project
PLANS & ENGINEERING	125	0	125	0	0	0	0	0	0	0	0	0	0	125
LAND ACQUISITION	75	50	125	0	0	0	0	0	0	0	0	0	0	125
CONSTRUCTION	650	350	1,000	0	0	0	0	0	0	0	0	0	0	1,000
<b>Total Expenditures</b>	<b>850</b>	<b>400</b>	<b>1,250</b>	<b>0</b>	<b>0</b>	<b>0</b>	<b>0</b>	<b>0</b>	<b>0</b>	<b>0</b>	<b>0</b>	<b>0</b>	<b>0</b>	<b>1,250</b>
DEVELOPER CONTRIBUTION	425	300	725	0	0	0	0	0	0	0	0	0	0	725
OTHER SOURCES	0	100	100	0	0	0	0	0	0	0	0	0	0	100
EXCISE TAX BACKED BONDS	425	0	425	0	0	0	0	0	0	0	0	0	0	425
<b>Total Funding</b>	<b>850</b>	<b>400</b>	<b>1,250</b>	<b>0</b>	<b>0</b>	<b>0</b>	<b>0</b>	<b>0</b>	<b>0</b>	<b>0</b>	<b>0</b>	<b>0</b>	<b>0</b>	<b>1,250</b>

**\$0 spent and encumbered through February 2022**

**\$0 spent and encumbered through February 2021**

### Project Status

FY 2022 Budget	850	0	<b>850</b>	0	0	0	0	0	<b>0</b>	0	0	0		<b>850</b>
Difference 2022 / 2023	0	400	<b>400</b>	0	0	0	0	0	<b>0</b>	0	0	0	0	<b>400</b>

Additional FY23 funding reflects incoming developer funds and race track revenue.

# Fiscal 2023 Capital Budget

# ROAD CONSTRUCTION PROJECTS

## Project: J4222-FY2008 SNOWDEN RIVER PARKWAY WIDENING BROKENLAND TO OAKLAND MILLS

### Description

A project to design and construct a widening of Snowden River Parkway (intermediate arterial) by adding a third lane and sidewalks from Broken Land Parkway to Oakland Mills Road.

### Justification

This project will develop the third lane on each side between these two intersections, will increase the capacity of the roadway and provide an improved level of service. Project requested by the Traffic Division.

### Remarks

1. This project will be phased.
2. The County may enter into an agreement(s) for adjacent developers to construct the County improvements.
3. Short term pedestrian improvements may be installed under this project.

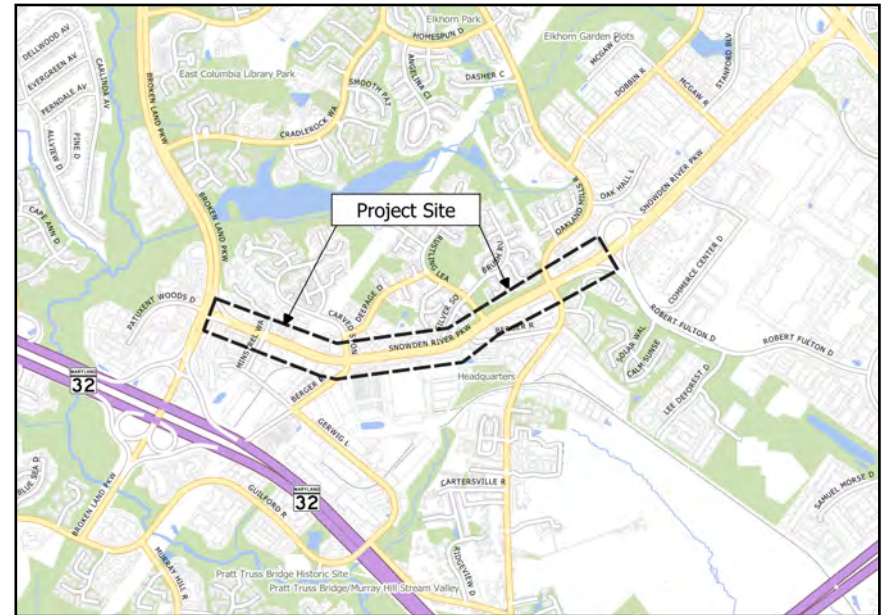
### Project Schedule

- FY23 - Construction of EB right turn lane into Minstrel Way
- FY25 - Construction of Oakland Mills Intersection Improvements

### Operating Budget Impact

Estimated annual maintenance costs upon construction completion: \$19,000 per two-lane mile of new roadway.

FY2023 Bonds - Annual Debt Service Payment	0
FY2023 Bonds - 20-Year Total Debt Service Payment	0
Total Project Bonds - Annual Debt Service Payment	465,382
Total Project Bonds - 20-Year Total Debt Service Payment	9,307,645



# Fiscal 2023 Capital Budget

# ROAD CONSTRUCTION PROJECTS

## Project: J4222-FY2008 SNOWDEN RIVER PARKWAY WIDENING BROKENLAND TO OAKLAND MILLS

(In Thousands)	Five Year Capital Program										Master Plan			
	Prior Appr.	FY2023 Budget	Appr. Total	Fiscal 2024	Fiscal 2025	Fiscal 2026	Fiscal 2027	Fiscal 2028	Sub Total	Fiscal 2029	Fiscal 2030	Fiscal 2031	Fiscal 2032	Total Project
PLANS & ENGINEERING	1,310	0	1,310	0	200	0	0	0	200	0	0	0	0	1,510
LAND ACQUISITION	1,450	0	1,450	0	50	0	0	0	50	0	0	0	0	1,500
CONSTRUCTION	398	0	398	0	2,750	0	0	0	2,750	0	0	0	0	3,148
ADMINISTRATION	5	0	5	0	0	0	0	0	0	0	0	0	0	5
<b>Total Expenditures</b>	<b>3,163</b>	<b>0</b>	<b>3,163</b>	<b>0</b>	<b>3,000</b>	<b>0</b>	<b>0</b>	<b>0</b>	<b>3,000</b>	<b>0</b>	<b>0</b>	<b>0</b>	<b>0</b>	<b>6,163</b>
BONDS	300	0	300	0	3,000	0	0	0	3,000	0	0	0	0	3,300
DEVELOPER CONTRIBUTION	68	0	68	0	0	0	0	0	0	0	0	0	0	68
EXCISE TAX BACKED BONDS	2,795	0	2,795	0	0	0	0	0	0	0	0	0	0	2,795
<b>Total Funding</b>	<b>3,163</b>	<b>0</b>	<b>3,163</b>	<b>0</b>	<b>3,000</b>	<b>0</b>	<b>0</b>	<b>0</b>	<b>3,000</b>	<b>0</b>	<b>0</b>	<b>0</b>	<b>0</b>	<b>6,163</b>

**\$2,252,048 spent and encumbered through February 2022**

**\$1,921,051 spent and encumbered through February 2021**

**Project Status** FY22 - Construction of sidewalk between Berger Rd and Lincoln Tech entrance and land acquisition of EB right turn lane into Minstrel are underway

Project completed: SRP and BLP intersection

FY 2022 Budget	3,163	0	<b>3,163</b>	0	3,000	0	0	0	<b>3,000</b>	0	0	0		<b>6,163</b>
Difference 2022 / 2023	0	0	<b>0</b>	0	0	0	0	0	<b>0</b>	0	0	0	0	<b>0</b>

None.



# Fiscal 2023 Capital Budget

# ROAD CONSTRUCTION PROJECTS

## Project: J4226-FY2008 ROAD PROJECTS CONTINGENCY FUND

(In Thousands)	Five Year Capital Program										Master Plan			
	Prior Appr.	FY2023 Budget	Appr. Total	Fiscal 2024	Fiscal 2025	Fiscal 2026	Fiscal 2027	Fiscal 2028	Sub Total	Fiscal 2029	Fiscal 2030	Fiscal 2031	Fiscal 2032	Total Project
PLANS & ENGINEERING	175	0	175	0	0	0	0	0	0	0	0	0	0	175
LAND ACQUISITION	825	0	825	0	0	0	0	0	0	0	0	0	0	825
CONSTRUCTION	1,000	0	1,000	0	0	0	0	0	0	0	0	0	0	1,000
<b>Total Expenditures</b>	<b>2,000</b>	<b>0</b>	<b>2,000</b>	<b>0</b>	<b>0</b>	<b>0</b>	<b>0</b>	<b>0</b>	<b>0</b>	<b>0</b>	<b>0</b>	<b>0</b>	<b>0</b>	<b>2,000</b>
BONDS	550	0	550	0	0	0	0	0	0	0	0	0	0	550
EXCISE TAX BACKED BONDS	1,450	0	1,450	0	0	0	0	0	0	0	0	0	0	1,450
<b>Total Funding</b>	<b>2,000</b>	<b>0</b>	<b>2,000</b>	<b>0</b>	<b>0</b>	<b>0</b>	<b>0</b>	<b>0</b>	<b>0</b>	<b>0</b>	<b>0</b>	<b>0</b>	<b>0</b>	<b>2,000</b>

**\$1,155,938 spent and encumbered through February 2022**

**\$1,155,938 spent and encumbered through February 2021**

**Project Status** FY22 - No projects pending in short term

Projects completed: Corridor Road at Junction Drive land acquisition, US1-MD175 storm drain gunite repair, D1172 Tower Drive and Dorsey Run storm drain improvements, Crescent Walkway, Columbia East Marketplace storm drain, Savage study, Crescent sidewalk, Old Scaggsville Rd, Ten Oaks Rd, Main St sidewalk, K5044 St. Johns Ln sidewalk, Forest Conservation Mitigation land purchase, J4223 Burntwoods Rd construction, D1143 Naylor Ave construction, Tamar Dr roadbed purchase, J4157 land acquisition and J4142 environmental study for land acquisition.

FY 2022 Budget	2,000	0	<b>2,000</b>	0	0	0	0	0	<b>0</b>	0	0	0		<b>2,000</b>
Difference 2022 / 2023	0	0	<b>0</b>	0	0	0	0	0	<b>0</b>	0	0	0	0	<b>0</b>

None.



# Fiscal 2023 Capital Budget

# ROAD CONSTRUCTION PROJECTS

## Project: J4230-FY2017 SANNER ROAD IMPROVEMENTS

### Description

A project to provide bicycle compatibility by widening the existing 10-foot lanes to 12 feet and filling in the missing shoulders along both sides of the road. This work will include acquisition of the necessary land for the widening and the accompanying storm water management.

### Justification

The current lanes are not a full 12 feet wide and should be upgraded for the current standard. The County has completed bicycle compatibility improvements on Guilford Road which connects to Sanner Road. There is a large contingent of bicyclists at the Johns Hopkins Applied Physics Laboratory that could make use of the shoulders. The shoulders will also provide for less maintenance of the road because the car and truck traffic will not be driving so close to the edge of the road upon completion of these improvements.

### Remarks

Project is part of the County's Bicycle Master Plan.

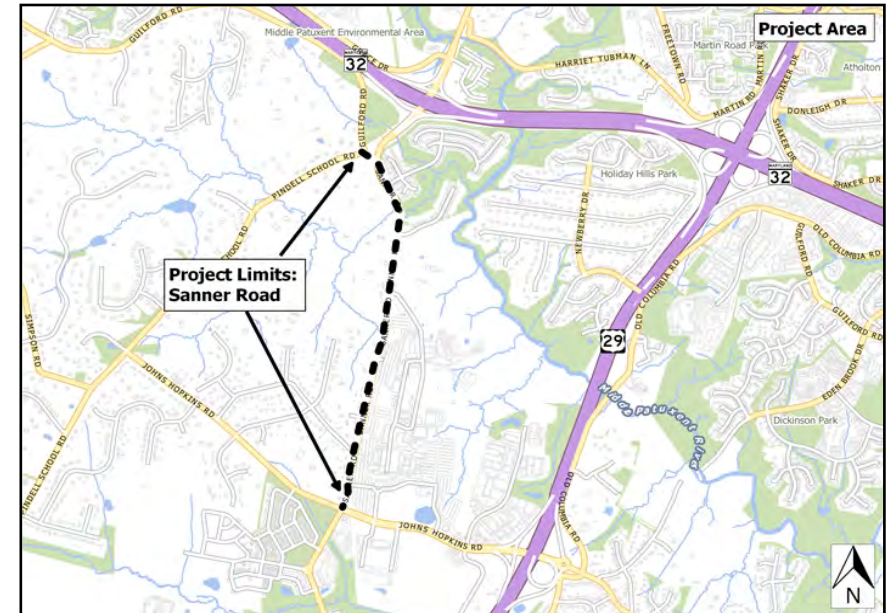
### Project Schedule

FY23 - Design and land acquisition

### Operating Budget Impact

Estimated annual maintenance costs upon construction completion: \$19,000 per two-lane mile of new roadway.

FY2023 Bonds - Annual Debt Service Payment	0
FY2023 Bonds - 20-Year Total Debt Service Payment	0
Total Project Bonds - Annual Debt Service Payment	240,517
Total Project Bonds - 20-Year Total Debt Service Payment	4,810,350





# Fiscal 2023 Capital Budget

# ROAD CONSTRUCTION PROJECTS

## Project: J4230-FY2017 SANNER ROAD IMPROVEMENTS

(In Thousands)	Five Year Capital Program										Master Plan			
	Prior Appr.	FY2023 Budget	Appr. Total	Fiscal 2024	Fiscal 2025	Fiscal 2026	Fiscal 2027	Fiscal 2028	Sub Total	Fiscal 2029	Fiscal 2030	Fiscal 2031	Fiscal 2032	Total Project
PLANS & ENGINEERING	400	0	400	0	0	0	0	0	0	0	0	0	0	400
LAND ACQUISITION	250	0	250	0	0	0	0	0	0	0	0	0	0	250
CONSTRUCTION	0	0	0	0	0	0	0	0	0	2,500	0	0	0	2,500
<b>Total Expenditures</b>	<b>650</b>	<b>0</b>	<b>650</b>	<b>0</b>	<b>0</b>	<b>0</b>	<b>0</b>	<b>0</b>	<b>0</b>	<b>2,500</b>	<b>0</b>	<b>0</b>	<b>0</b>	<b>3,150</b>
BONDS	650	0	650	0	0	0	0	0	0	2,500	0	0	0	3,150
<b>Total Funding</b>	<b>650</b>	<b>0</b>	<b>650</b>	<b>0</b>	<b>0</b>	<b>0</b>	<b>0</b>	<b>0</b>	<b>0</b>	<b>2,500</b>	<b>0</b>	<b>0</b>	<b>0</b>	<b>3,150</b>

**\$183,168 spent and encumbered through February 2022**

**\$183,268 spent and encumbered through February 2021**

**Project Status** FY22 - Design in progress

FY 2022 Budget	650	0	<b>650</b>	0	0	0	0	0	<b>0</b>	0	0	0		<b>650</b>
Difference 2022 / 2023	0	0	<b>0</b>	0	0	0	0	0	<b>0</b>	2,500	0	0	0	<b>2,500</b>

None.

# Fiscal 2023 Capital Budget

# ROAD CONSTRUCTION PROJECTS

## Project: J4231-FY2013 ELKRIDGE MAIN STREET IMPROVEMENTS

### Description

A project to replace the curb, gutter and sidewalks along Main Street from Old Washington Road to Brumbaugh Street in Elkridge.

### Justification

Project was recommended by the Bureau of Highways at the request of the local citizens. The scope of work is beyond the capacity of the Bureau of Highways.

### Remarks

Project development contingent upon donation of necessary right-of-way from adjacent property owners.

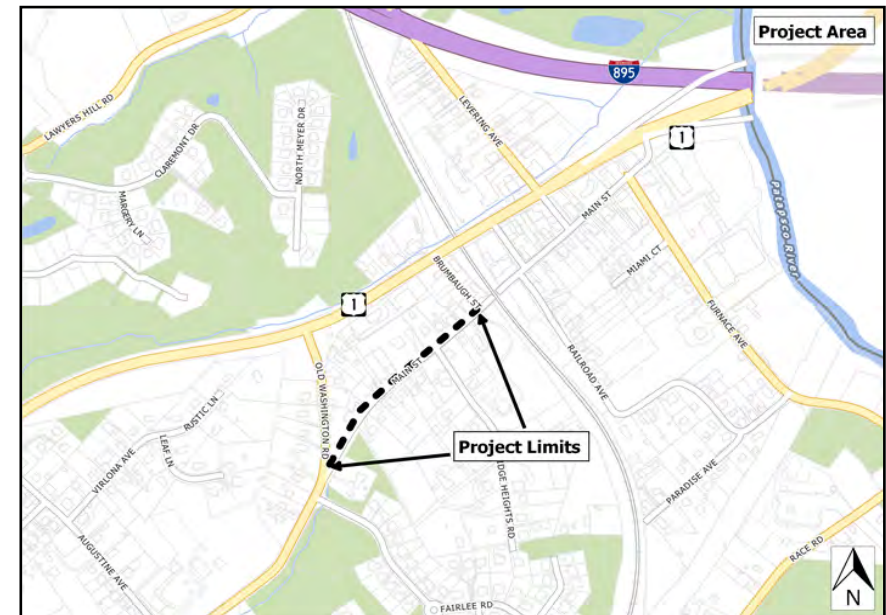
### Project Schedule

FY23 - Land acquisition  
FY24 - Construction

### Operating Budget Impact

Estimated annual maintenance costs upon construction completion: Decrease.

FY2023 Bonds - Annual Debt Service Payment	0
FY2023 Bonds - 20-Year Total Debt Service Payment	0
Total Project Bonds - Annual Debt Service Payment	53,448
Total Project Bonds - 20-Year Total Debt Service Payment	1,068,967



# Fiscal 2023 Capital Budget

# ROAD CONSTRUCTION PROJECTS

## Project: J4231-FY2013 ELKRIDGE MAIN STREET IMPROVEMENTS

(In Thousands)	Five Year Capital Program										Master Plan			
	Prior Appr.	FY2023 Budget	Appr. Total	Fiscal 2024	Fiscal 2025	Fiscal 2026	Fiscal 2027	Fiscal 2028	Sub Total	Fiscal 2029	Fiscal 2030	Fiscal 2031	Fiscal 2032	Total Project
PLANS & ENGINEERING	180	0	180	0	0	0	0	0	0	0	0	0	0	180
LAND ACQUISITION	20	0	20	0	0	0	0	0	0	0	0	0	0	20
CONSTRUCTION	80	0	80	420	0	0	0	0	420	0	0	0	0	500
<b>Total Expenditures</b>	<b>280</b>	<b>0</b>	<b>280</b>	<b>420</b>	<b>0</b>	<b>0</b>	<b>0</b>	<b>0</b>	<b>420</b>	<b>0</b>	<b>0</b>	<b>0</b>	<b>0</b>	<b>700</b>
BONDS	280	0	280	420	0	0	0	0	420	0	0	0	0	700
<b>Total Funding</b>	<b>280</b>	<b>0</b>	<b>280</b>	<b>420</b>	<b>0</b>	<b>0</b>	<b>0</b>	<b>0</b>	<b>420</b>	<b>0</b>	<b>0</b>	<b>0</b>	<b>0</b>	<b>700</b>

**\$126,831 spent and encumbered through February 2022**

**\$105,741 spent and encumbered through February 2021**

**Project Status** FY22 - Design and land acquisition (approximately 13 properties) is in progress

FY 2022 Budget	280	0	<b>280</b>	420	0	0	0	0	<b>420</b>	0	0	0		<b>700</b>
Difference 2022 / 2023	0	0	<b>0</b>	0	0	0	0	0	<b>0</b>	0	0	0	0	<b>0</b>

None.

## Project: J4237-FY2010 MD175/OAKLAND MILLS ROAD INTERCHANGE

### Description

A project to design and construct a new MD175 & Oakland Mills Road interchange and the re-alignment of Oakland Mills Road through the proposed Blandair Park.

### Justification

This project will provide for all costs incurred, including land acquisition to provide access to the proposed Blandair Park as shown on the approved master plan for the park. The improvements will also provide vicinity roadway network connectivity and capacity for the area bordering the south side of the park.

### Remarks

1. This project will be coordinated with Capital Project N3102.
2. Design will be consistent with the Blandair Park Master Plan.
3. This project will require approval by the State Highway Administration to establish a break in the MD175 right-of-way.
4. The improvements will be in two phases. Phase I will be the southern roadway improvements. Phase II will be the northern roadway and bridge construction.
5. Requested Excise Tax funds not available for project advancement.
6. OTHER SOURCES represent credit of inspection services from MDOT SHA.

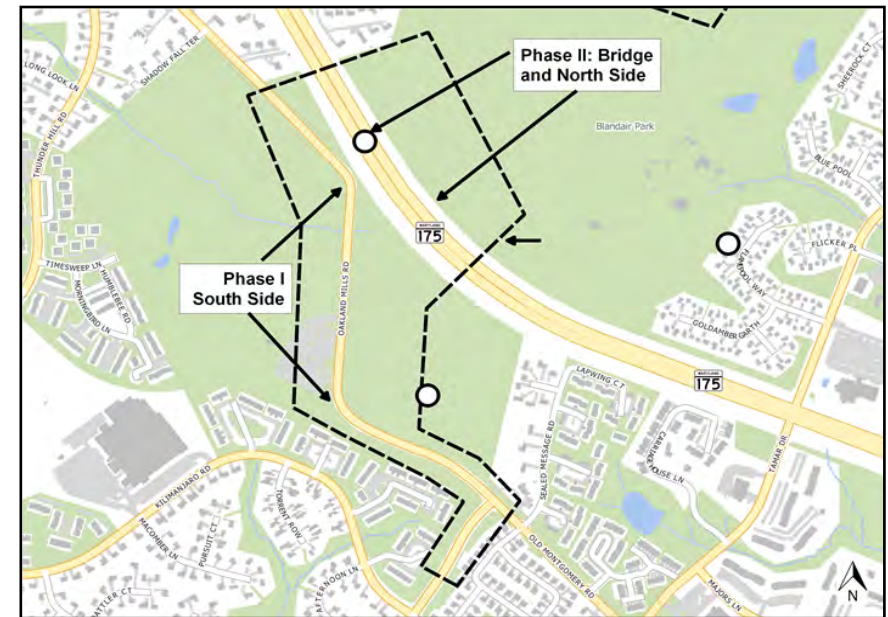
### Project Schedule

FY29 - Construction

### Operating Budget Impact

Estimated annual maintenance costs upon construction completion: \$19,000 per two-lane mile of new roadway.

FY2023 Bonds - Annual Debt Service Payment	0
FY2023 Bonds - 20-Year Total Debt Service Payment	0
Total Project Bonds - Annual Debt Service Payment	1,964,684
Total Project Bonds - 20-Year Total Debt Service Payment	39,293,685



# Fiscal 2023 Capital Budget

# ROAD CONSTRUCTION PROJECTS

## Project: J4237-FY2010 MD175/OAKLAND MILLS ROAD INTERCHANGE

(In Thousands)	Five Year Capital Program									Master Plan				Total Project
	Prior Appr.	FY2023 Budget	Appr. Total	Fiscal 2024	Fiscal 2025	Fiscal 2026	Fiscal 2027	Fiscal 2028	Sub Total	Fiscal 2029	Fiscal 2030	Fiscal 2031	Fiscal 2032	
PLANS & ENGINEERING	4,000	0	4,000	0	0	0	0	0	0	1,500	0	0	0	5,500
LAND ACQUISITION	0	0	0	0	0	0	0	0	0	0	0	0	0	0
CONSTRUCTION	10,000	0	10,000	0	0	0	0	0	0	10,500	0	0	0	20,500
<b>Total Expenditures</b>	<b>14,000</b>	<b>0</b>	<b>14,000</b>	<b>0</b>	<b>0</b>	<b>0</b>	<b>0</b>	<b>0</b>	<b>0</b>	<b>12,000</b>	<b>0</b>	<b>0</b>	<b>0</b>	<b>26,000</b>
BONDS	0	0	0	0	0	0	0	0	0	12,000	0	0	0	12,000
OTHER SOURCES	269	0	269	0	0	0	0	0	0	0	0	0	0	269
EXCISE TAX BACKED BONDS	13,731	0	13,731	0	0	0	0	0	0	0	0	0	0	13,731
<b>Total Funding</b>	<b>14,000</b>	<b>0</b>	<b>14,000</b>	<b>0</b>	<b>0</b>	<b>0</b>	<b>0</b>	<b>0</b>	<b>0</b>	<b>12,000</b>	<b>0</b>	<b>0</b>	<b>0</b>	<b>26,000</b>

**\$11,753,391 spent and encumbered through February 2022**

**\$11,753,391 spent and encumbered through February 2021**

**Project Status** FY22 - Design of Phase II improvements (including new bridge) have been finalized

FY 2022 Budget	14,000	0	<b>14,000</b>	0	0	0	0	12,000	<b>12,000</b>	0	0	0		<b>26,000</b>
Difference 2022 / 2023	0	0	<b>0</b>	0	0	0	0	(12,000)	<b>(12,000)</b>	12,000	0	0	0	<b>0</b>

None.

# Fiscal 2023 Capital Budget

# ROAD CONSTRUCTION PROJECTS

## Project: J4240-ROADWAY REHABILITATION SAFETY PROGRAM

### Description

A program to strategically prioritize, repair, replace and extend the useful life of existing road infrastructure assets. Work includes: existing paving, culverts, storm drain pipe and runoff collection structures (concrete headwalls or curbing), roadside retaining walls, sink holes and slope failures that have deteriorated beyond routine maintenance.

### Justification

This program is intended to correct deficiencies in the County road system and other infrastructure that have been identified in studies or recommended by the Bureau of Highways' Maintenance or Traffic Divisions. The 2016 and 2018 flood events have revealed County-wide infrastructure deficiencies that have or will fail without a systemic approach to addressing them.

### Remarks

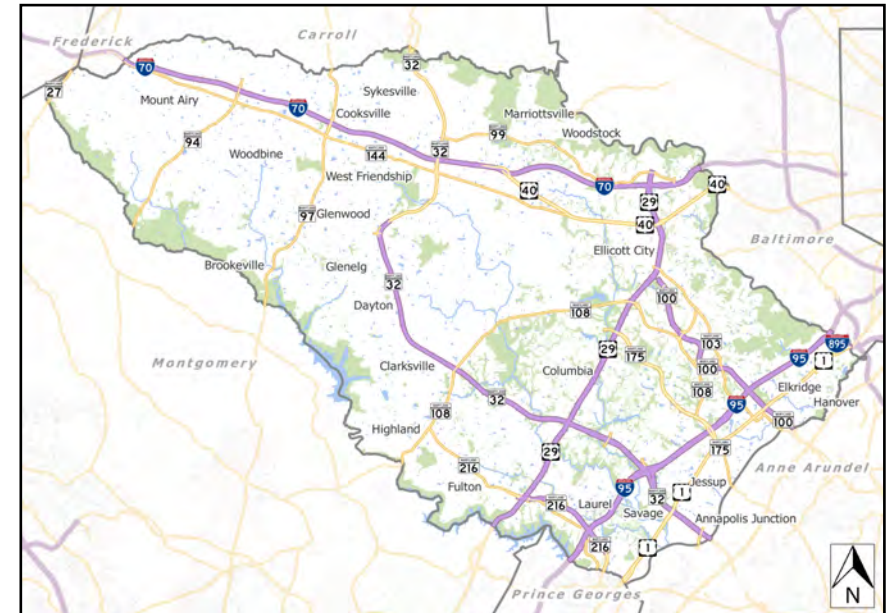
### Project Schedule

Program

### Operating Budget Impact

Estimated annual maintenance costs upon construction completion: Decrease.

FY2023 Bonds - Annual Debt Service Payment	0
FY2023 Bonds - 20-Year Total Debt Service Payment	0
Total Project Bonds - Annual Debt Service Payment	34,360
Total Project Bonds - 20-Year Total Debt Service Payment	687,193



# Fiscal 2023 Capital Budget

# ROAD CONSTRUCTION PROJECTS

## Project: J4240-ROADWAY REHABILITATION SAFETY PROGRAM

(In Thousands)	Five Year Capital Program										Master Plan			
	Prior Appr.	FY2023 Budget	Appr. Total	Fiscal 2024	Fiscal 2025	Fiscal 2026	Fiscal 2027	Fiscal 2028	Sub Total	Fiscal 2029	Fiscal 2030	Fiscal 2031	Fiscal 2032	Total Project
PLANS & ENGINEERING	450	0	450	0	0	0	0	0	0	0	0	0	0	450
LAND ACQUISITION	0	0	0	0	0	0	0	0	0	0	0	0	0	0
CONSTRUCTION	0	0	0	0	0	0	0	0	0	0	0	0	0	0
<b>Total Expenditures</b>	<b>450</b>	<b>0</b>	<b>450</b>	<b>0</b>	<b>0</b>	<b>0</b>	<b>0</b>	<b>0</b>	<b>0</b>	<b>0</b>	<b>0</b>	<b>0</b>	<b>0</b>	<b>450</b>
BONDS	450	0	450	0	0	0	0	0	0	0	0	0	0	450
<b>Total Funding</b>	<b>450</b>	<b>0</b>	<b>450</b>	<b>0</b>	<b>0</b>	<b>0</b>	<b>0</b>	<b>0</b>	<b>0</b>	<b>0</b>	<b>0</b>	<b>0</b>	<b>0</b>	<b>450</b>

**\$326,670 spent and encumbered through February 2022**

**\$283,787 spent and encumbered through February 2021**

**Project Status** FY22 - 1. Construction of Beetz Road and 7400 block of Montevideo Road outfall are underway. 2. Indian Summer Lane repairs are pending.

Completed project: Selnick Drive slope repair

FY 2022 Budget	450	0	<b>450</b>	0	0	0	0	0	<b>0</b>	0	0	0		<b>450</b>
Difference 2022 / 2023	0	0	<b>0</b>	0	0	0	0	0	<b>0</b>	0	0	0	0	<b>0</b>

None.



# Fiscal 2023 Capital Budget

# ROAD CONSTRUCTION PROJECTS

## Project: J4241-FY2011 US RT 1 RT 175 to MONTEVIDEO ROAD

### Description

A project for the design and reconstruction of approximately 2,500 feet of US1 from MD175 to Montevideo Road.

### Justification

These improvements will be the first County capital project to implement the RT1 Corridor Improvement Strategy which includes a new roadway typical section. It is located proximate to two large mixed-use developments and is a complement to developer installed improvements.

### Remarks

1. Project to be designed and constructed by Howard County.
2. Project to be coordinated with J4206, Montevideo Road.

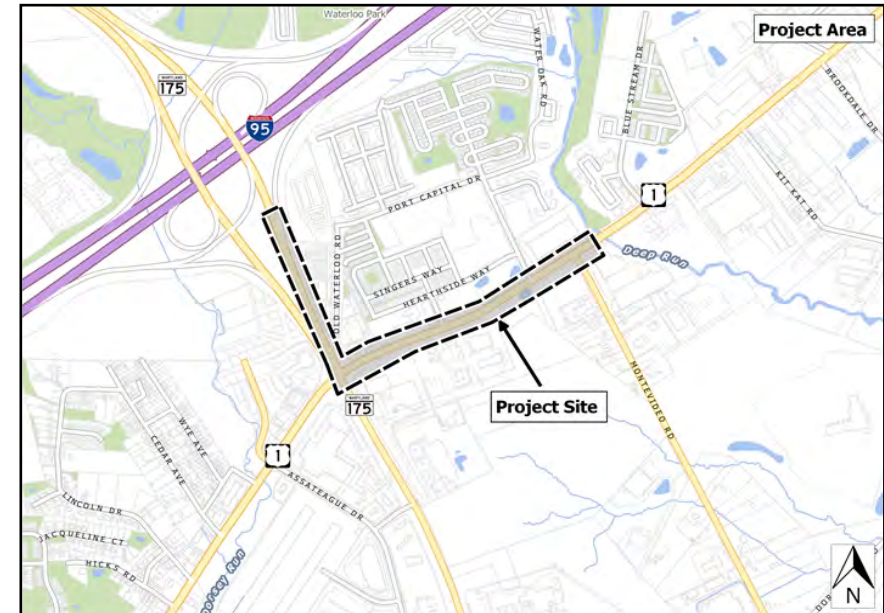
### Project Schedule

- FY23 - Design and land acquisition
- FY29 - Construction

### Operating Budget Impact

Estimated annual maintenance costs upon construction completion: No Increase.

FY2023 Bonds - Annual Debt Service Payment	(152,710)
FY2023 Bonds - 20-Year Total Debt Service Payment	(3,054,190)
Total Project Bonds - Annual Debt Service Payment	1,185,408
Total Project Bonds - 20-Year Total Debt Service Payment	23,708,152





# Fiscal 2023 Capital Budget

# ROAD CONSTRUCTION PROJECTS

## Project: J4241-FY2011 US RT 1 RT 175 to MONTEVIDEO ROAD

(In Thousands)	Five Year Capital Program									Master Plan				
	Prior Appr.	FY2023 Budget	Appr. Total	Fiscal 2024	Fiscal 2025	Fiscal 2026	Fiscal 2027	Fiscal 2028	Sub Total	Fiscal 2029	Fiscal 2030	Fiscal 2031	Fiscal 2032	Total Project
PLANS & ENGINEERING	750	1,300	2,050	0	0	0	0	0	0	1,100	0	0	0	3,150
LAND ACQUISITION	1,750	(850)	900	0	0	0	0	0	0	0	0	0	0	900
CONSTRUCTION	3,050	(2,450)	600	0	0	0	0	0	0	11,000	0	0	0	11,600
<b>Total Expenditures</b>	<b>5,550</b>	<b>(2,000)</b>	<b>3,550</b>	<b>0</b>	<b>0</b>	<b>0</b>	<b>0</b>	<b>0</b>	<b>0</b>	<b>12,100</b>	<b>0</b>	<b>0</b>	<b>0</b>	<b>15,650</b>
BONDS	750	0	750	0	0	0	0	0	0	12,100	0	0	0	12,850
DEVELOPER CONTRIBUTION	125	0	125	0	0	0	0	0	0	0	0	0	0	125
EXCISE TAX BACKED BONDS	4,675	(2,000)	2,675	0	0	0	0	0	0	0	0	0	0	2,675
<b>Total Funding</b>	<b>5,550</b>	<b>(2,000)</b>	<b>3,550</b>	<b>0</b>	<b>0</b>	<b>0</b>	<b>0</b>	<b>0</b>	<b>0</b>	<b>12,100</b>	<b>0</b>	<b>0</b>	<b>0</b>	<b>15,650</b>

**\$570,057 spent and encumbered through February 2022**

**\$675,856 spent and encumbered through February 2021**

**Project Status** FY22 - Received concurrence from MDOT SHA on the revised typical section for US 1. Project is currently under design.

FY 2022 Budget	5,550	0	<b>5,550</b>	0	0	0	0	12,100	<b>12,100</b>	0	0	0		<b>17,650</b>
Difference 2022 / 2023	0	(2,000)	<b>(2,000)</b>	0	0	0	0	(12,100)	<b>(12,100)</b>	12,100	0	0	0	<b>(2,000)</b>

Project scope reduced.

# Fiscal 2023 Capital Budget

# ROAD CONSTRUCTION PROJECTS

## Project: J4242-FY2014 BRIGHTON DAM ROAD at HIGHLAND ROAD ROUNDABOUT

### Description

A project to design and construct a roundabout at the intersection of Brighton Dam Road and Highland Road. The current intersection is a four-way stop.

### Justification

Requested by the Traffic Division to reduce vehicular stops, delays and queues experienced at the four-way, stop controlled intersection.

### Remarks

Project to be coordinated with F5972 for the installation of a water storage tank.

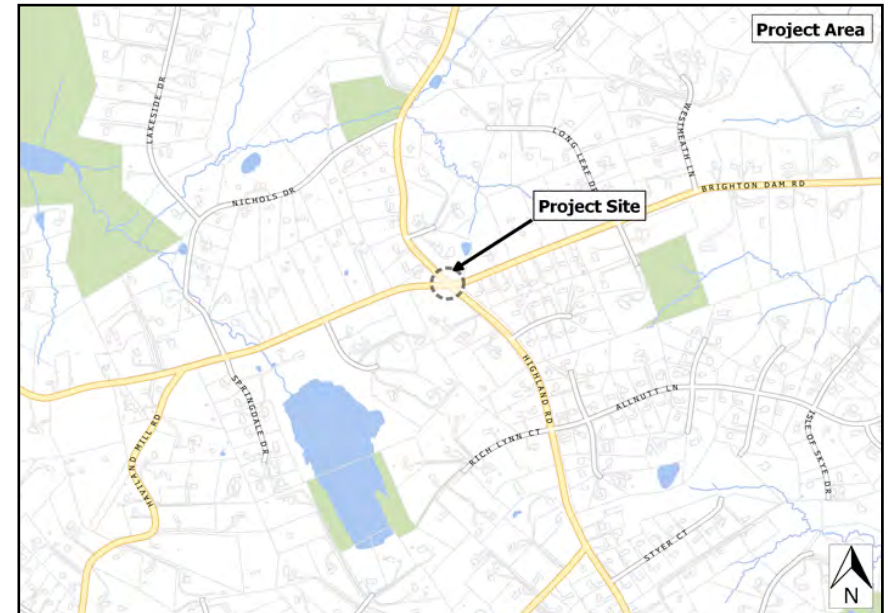
### Project Schedule

FY23 - Design

### Operating Budget Impact

Estimated annual maintenance costs upon construction completion: Increase.

FY2023 Bonds - Annual Debt Service Payment	0
FY2023 Bonds - 20-Year Total Debt Service Payment	0
Total Project Bonds - Annual Debt Service Payment	211,121
Total Project Bonds - 20-Year Total Debt Service Payment	4,222,418



# Fiscal 2023 Capital Budget

# ROAD CONSTRUCTION PROJECTS

## Project: J4242-FY2014 BRIGHTON DAM ROAD at HIGHLAND ROAD ROUNDABOUT

(In Thousands)	Five Year Capital Program										Master Plan			
	Prior Appr.	FY2023 Budget	Appr. Total	Fiscal 2024	Fiscal 2025	Fiscal 2026	Fiscal 2027	Fiscal 2028	Sub Total	Fiscal 2029	Fiscal 2030	Fiscal 2031	Fiscal 2032	Total Project
PLANS & ENGINEERING	215	0	215	0	0	0	0	0	0	0	0	0	0	215
LAND ACQUISITION	50	0	50	0	0	0	0	0	0	500	0	0	0	550
CONSTRUCTION	0	0	0	0	0	0	0	0	0	2,000	0	0	0	2,000
ADMINISTRATION	0	0	0	0	0	0	0	0	0	0	0	0	0	0
<b>Total Expenditures</b>	<b>265</b>	<b>0</b>	<b>265</b>	<b>0</b>	<b>0</b>	<b>0</b>	<b>0</b>	<b>0</b>	<b>0</b>	<b>2,500</b>	<b>0</b>	<b>0</b>	<b>0</b>	<b>2,765</b>
EXCISE TAX BACKED BONDS	265	0	265	0	0	0	0	0	0	2,500	0	0	0	2,765
<b>Total Funding</b>	<b>265</b>	<b>0</b>	<b>265</b>	<b>0</b>	<b>0</b>	<b>0</b>	<b>0</b>	<b>0</b>	<b>0</b>	<b>2,500</b>	<b>0</b>	<b>0</b>	<b>0</b>	<b>2,765</b>

**\$31,518 spent and encumbered through February 2022**

**\$31,518 spent and encumbered through February 2021**

**Project Status** FY22 - Design in progress

FY 2022 Budget	265	0	<b>265</b>	0	0	0	0	0	<b>0</b>	0	0	0		<b>265</b>
Difference 2022 / 2023	0	0	<b>0</b>	0	0	0	0	0	<b>0</b>	2,500	0	0	0	<b>2,500</b>

None.

## Project: J4246-FY2018 OLD MONTGOMERY ROAD AT BRIGHTFIELD ROAD INTERSECTION IMPROVEMENTS

### Description

A project to reconfigure the intersection of Old Montgomery Road and Brightfield Road for safety and increased capacity. This project will determine the type of reconfiguration and then proceed to design, acquire the necessary land and construct the improvement.

### Justification

The present intersection is a remnant of the time when Old Montgomery Road was a through road connecting Old Waterloo Road (MD108) to Montgomery Road (MD103). Old Montgomery Road no longer allows northbound traffic to access Montgomery Road (MD103); there is only a southbound movement from Montgomery Road to Old Montgomery Road. This significantly decreases the traffic on Old Montgomery Road north of Brightfield Road. The main traffic movement today is to and from Brightfield Road to Old Montgomery Road heading to the south toward Old Waterloo Road (MD108).

### Remarks

Project to be coordinated with Trotter's Knoll development..

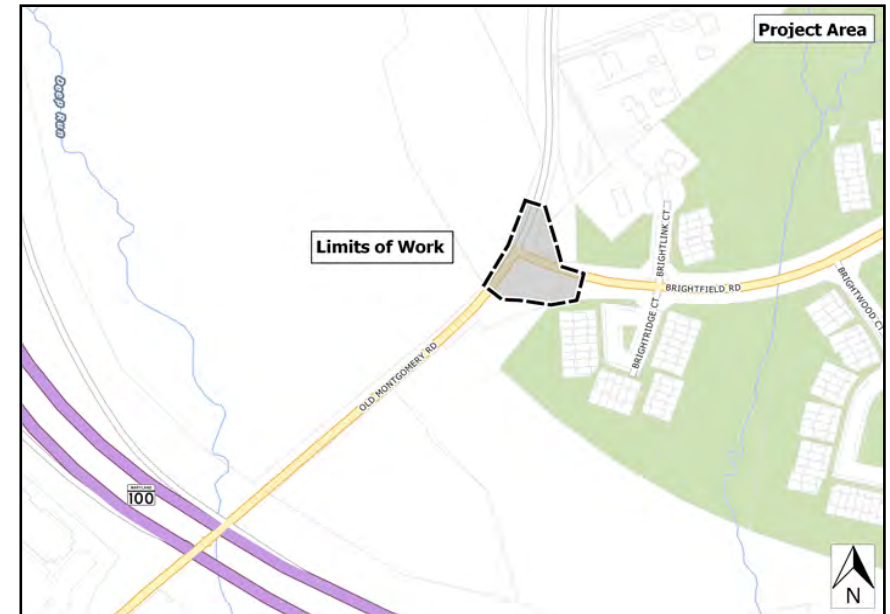
### Project Schedule

FY23 - Design and land acquisition

### Operating Budget Impact

Estimated annual maintenance costs upon construction completion: No Change.

FY2023 Bonds - Annual Debt Service Payment	0
FY2023 Bonds - 20-Year Total Debt Service Payment	0
Total Project Bonds - Annual Debt Service Payment	17,943
Total Project Bonds - 20-Year Total Debt Service Payment	358,867



# Fiscal 2023 Capital Budget

# ROAD CONSTRUCTION PROJECTS

## Project: J4246-FY2018 OLD MONTGOMERY ROAD AT BRIGHTFIELD ROAD INTERSECTION IMPROVEMENTS

(In Thousands)				Five Year Capital Program						Master Plan				
Appropriation Object Class	Prior Appr.	FY2023 Budget	Appr. Total	Fiscal 2024	Fiscal 2025	Fiscal 2026	Fiscal 2027	Fiscal 2028	Sub Total	Fiscal 2029	Fiscal 2030	Fiscal 2031	Fiscal 2032	Total Project
PLANS & ENGINEERING	300	0	300	0	0	0	0	0	0	0	0	0	0	300
LAND ACQUISITION	50	0	50	0	0	0	0	0	0	0	0	0	0	50
<b>Total Expenditures</b>	<b>350</b>	<b>0</b>	<b>350</b>	<b>0</b>	<b>0</b>	<b>0</b>	<b>0</b>	<b>0</b>	<b>0</b>	<b>0</b>	<b>0</b>	<b>0</b>	<b>0</b>	<b>350</b>
BONDS	235	0	235	0	0	0	0	0	0	0	0	0	0	235
DEVELOPER CONTRIBUTION	115	0	115	0	0	0	0	0	0	0	0	0	0	115
<b>Total Funding</b>	<b>350</b>	<b>0</b>	<b>350</b>	<b>0</b>	<b>0</b>	<b>0</b>	<b>0</b>	<b>0</b>	<b>0</b>	<b>0</b>	<b>0</b>	<b>0</b>	<b>0</b>	<b>350</b>

**\$199,936 spent and encumbered through February 2022**

**\$199,936 spent and encumbered through February 2021**

**Project Status** FY22 - Design and land acquisition in progress

FY 2022 Budget	350	0	<b>350</b>	0	0	0	0	0	<b>0</b>	0	0	0		<b>350</b>
Difference 2022 / 2023	0	0	<b>0</b>	0	0	0	0	0	<b>0</b>	0	0	0	0	<b>0</b>

None.

## Project: J4248-FY2017 SAVAGE AREA COMPLETE STREETS

### Description

The project includes complete streets improvements in Savage, Maryland to enhance multimodal travel for pedestrians, bicyclists, transit, and automobiles. ESD-LID practices will also be implemented along the roadsides to enhance management of stormwater runoff.

### Justification

A separate project (S6290) will relocate existing sewers located on private property to public right-of-way and-or utility easements. This will place several of the sewer lines within the existing streets which will impact pavement, curbs, sidewalks and other roadside amenities. This project will implement complete streets improvements concurrent with utility improvements to minimize costs and impacts to the community. The proposed complete street improvements will include missing sidewalk segments, sidewalk upgrades meeting ADA guidelines, curb extensions (bulb-outs), intersection modifications, shared use pavement markings (sharrows), signing, micro-bioretenion facilities, pervious pavement, and landscaping designed to reduce motor vehicle speeds, enhance pedestrian and bicycle travel and improve water quality treatment along the local streets. The stormwater ESD-LID practices will help the County achieve its Watershed Implementation Plan (WIP) objectives.

### Remarks

1. Construction project may be dependent on donation of necessary easements.
2. 95% plans and cost estimate were completed on October 30, 2017.
3. A community meeting was held on July 14, 2015 and June 23, 2016 to present the concepts to the Savage Community. The proposed improvements are supported by the community.
4. Project will be phased due to budget constraints.

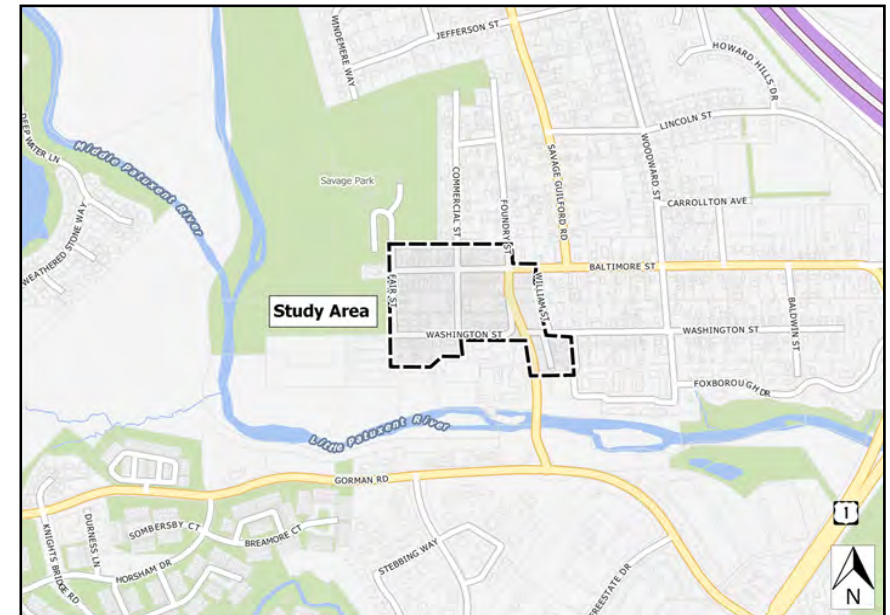
### Project Schedule

FY23 - Project Close

### Operating Budget Impact

Complete street improvements will not significantly affect future operating and maintenance requirements. Stormwater ESD-LID practices will require annual maintenance.

FY2023 Bonds - Annual Debt Service Payment	0
FY2023 Bonds - 20-Year Total Debt Service Payment	0
Total Project Bonds - Annual Debt Service Payment	149,655
Total Project Bonds - 20-Year Total Debt Service Payment	2,993,106



### Explanation of Changes

Overall construction funding required has decreased per latest engineer's estimate.

# Fiscal 2023 Capital Budget

# ROAD CONSTRUCTION PROJECTS

## Project: J4248-FY2017 SAVAGE AREA COMPLETE STREETS

(In Thousands)	Five Year Capital Program										Master Plan			
	Prior Appr.	FY2023 Budget	Appr. Total	Fiscal 2024	Fiscal 2025	Fiscal 2026	Fiscal 2027	Fiscal 2028	Sub Total	Fiscal 2029	Fiscal 2030	Fiscal 2031	Fiscal 2032	Total Project
PLANS & ENGINEERING	400	0	400	0	0	0	0	0	0	0	0	0	0	400
LAND ACQUISITION	35	0	35	0	0	0	0	0	0	0	0	0	0	35
CONSTRUCTION	1,525	0	1,525	0	0	0	0	0	0	0	0	0	0	1,525
<b>Total Expenditures</b>	<b>1,960</b>	<b>0</b>	<b>1,960</b>	<b>0</b>	<b>0</b>	<b>0</b>	<b>0</b>	<b>0</b>	<b>0</b>	<b>0</b>	<b>0</b>	<b>0</b>	<b>0</b>	<b>1,960</b>
BONDS	1,960	0	1,960	0	0	0	0	0	0	0	0	0	0	1,960
<b>Total Funding</b>	<b>1,960</b>	<b>0</b>	<b>1,960</b>	<b>0</b>	<b>0</b>	<b>0</b>	<b>0</b>	<b>0</b>	<b>0</b>	<b>0</b>	<b>0</b>	<b>0</b>	<b>0</b>	<b>1,960</b>

**\$1,833,905 spent and encumbered through February 2022**

**\$1,163,053 spent and encumbered through February 2021**

**Project Status** FY22 – Land acquisition along Baltimore St complete.

Construction complete: Fair, Commercial and Foundry Streets between Washington and Baltimore Streets have been improved along with Washington and Baltimore Streets from Fair to Williams Streets. Foundry Street pathway construction. Mini-roundabout at intersection of Foundry and Washington Streets

FY 2022 Budget	1,960	0	<b>1,960</b>	0	0	0	0	0	<b>0</b>	0	0	0		<b>1,960</b>
Difference 2022 / 2023	0	0	<b>0</b>	0	0	0	0	0	<b>0</b>	0	0	0	0	<b>0</b>

None.

# Fiscal 2023 Capital Budget

# ROAD CONSTRUCTION PROJECTS

## Project: J4249-FY2017 MD 100 AT MD 103

### Description

A project to design and construct a replacement of the roundabouts of MD103 on the north and south sides of MD100 with a diverging diamond interchange in order to increase the capacity of the interchange. MD100 is a principal arterial and MD103 is a minor arterial.

### Justification

The intersection is unable to handle the traffic at peak hours and restricts the movement of cars off of MD100 onto MD103 (Meadowridge Road).

### Remarks

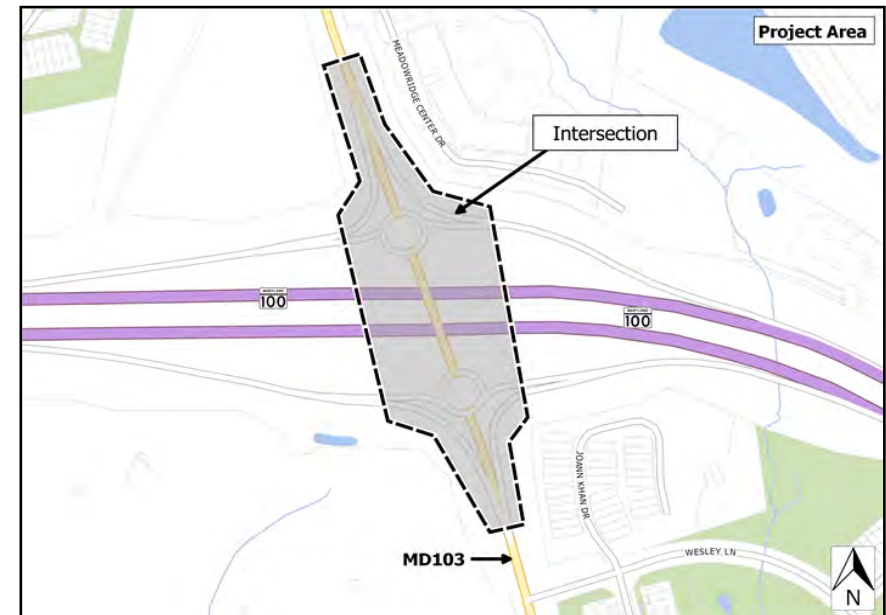
1. Project will require the cooperation of the State Highway Administration as they own and maintain most of the existing infrastructure and right of way.
2. OTHER SOURCES represents State funding.

### Project Schedule

### Operating Budget Impact

Estimated annual maintenance costs upon construction completion: No Change.

FY2023 Bonds - Annual Debt Service Payment	0
FY2023 Bonds - 20-Year Total Debt Service Payment	0
Total Project Bonds - Annual Debt Service Payment	145,838
Total Project Bonds - 20-Year Total Debt Service Payment	2,916,752





# Fiscal 2023 Capital Budget

# ROAD CONSTRUCTION PROJECTS

## Project: J4249-FY2017 MD 100 AT MD 103

(In Thousands)	Five Year Capital Program										Master Plan			
	Prior Appr.	FY2023 Budget	Appr. Total	Fiscal 2024	Fiscal 2025	Fiscal 2026	Fiscal 2027	Fiscal 2028	Sub Total	Fiscal 2029	Fiscal 2030	Fiscal 2031	Fiscal 2032	Total Project
PLANS & ENGINEERING	750	0	750	0	0	0	0	0	0	0	0	0	0	750
LAND ACQUISITION	0	0	0	0	0	0	0	0	0	0	0	0	0	0
CONSTRUCTION	5,000	0	5,000	0	0	0	0	0	0	0	0	0	0	5,000
<b>Total Expenditures</b>	<b>5,750</b>	<b>0</b>	<b>5,750</b>	<b>0</b>	<b>0</b>	<b>0</b>	<b>0</b>	<b>0</b>	<b>0</b>	<b>0</b>	<b>0</b>	<b>0</b>	<b>0</b>	<b>5,750</b>
BONDS	160	0	160	0	0	0	0	0	0	0	0	0	0	160
DEVELOPER CONTRIBUTION	590	0	590	0	0	0	0	0	0	0	0	0	0	590
OTHER SOURCES	3,250	0	3,250	0	0	0	0	0	0	0	0	0	0	3,250
EXCISE TAX BACKED BONDS	1,750	0	1,750	0	0	0	0	0	0	0	0	0	0	1,750
<b>Total Funding</b>	<b>5,750</b>	<b>0</b>	<b>5,750</b>	<b>0</b>	<b>0</b>	<b>0</b>	<b>0</b>	<b>0</b>	<b>0</b>	<b>0</b>	<b>0</b>	<b>0</b>	<b>0</b>	<b>5,750</b>

**\$1,200 spent and encumbered through February 2022**

**\$1,200 spent and encumbered through February 2021**

**Project Status** FY22 - Coordinating with MDSHA on MOU for improvements. Preliminary design (30%) plans completed. Awaiting SHA funding prior to proceeding with design and construction.

FY 2022 Budget	5,750	0	<b>5,750</b>	0	0	0	0	0	<b>0</b>	0	0	0		<b>5,750</b>
Difference 2022 / 2023	0	0	<b>0</b>	0	0	0	0	0	<b>0</b>	0	0	0	0	<b>0</b>

None.



# Fiscal 2023 Capital Budget

# ROAD CONSTRUCTION PROJECTS

## Project: J4250-FY2020 HOWARD ROAD IMPROVEMENTS

(In Thousands)	Five Year Capital Program										Master Plan			
	Prior Appr.	FY2023 Budget	Appr. Total	Fiscal 2024	Fiscal 2025	Fiscal 2026	Fiscal 2027	Fiscal 2028	Sub Total	Fiscal 2029	Fiscal 2030	Fiscal 2031	Fiscal 2032	Total Project
PLANS & ENGINEERING	75	75	150	0	0	0	0	0	0	0	0	0	0	150
LAND ACQUISITION	25	(25)	0	0	0	0	0	0	0	0	0	0	0	0
CONSTRUCTION	0	170	170	0	0	0	0	0	0	0	0	0	0	170
<b>Total Expenditures</b>	<b>100</b>	<b>220</b>	<b>320</b>	<b>0</b>	<b>0</b>	<b>0</b>	<b>0</b>	<b>0</b>	<b>0</b>	<b>0</b>	<b>0</b>	<b>0</b>	<b>0</b>	<b>320</b>
BONDS	100	220	320	0	0	0	0	0	0	0	0	0	0	320
<b>Total Funding</b>	<b>100</b>	<b>220</b>	<b>320</b>	<b>0</b>	<b>0</b>	<b>0</b>	<b>0</b>	<b>0</b>	<b>0</b>	<b>0</b>	<b>0</b>	<b>0</b>	<b>0</b>	<b>320</b>

**\$56,900 spent and encumbered through February 2022**

**\$0 spent and encumbered through February 2021**

**Project Status** FY22 - Alternative has been selected from recommendations of feasibility study.

FY 2022 Budget	100	0	<b>100</b>	0	0	0	0	0	<b>0</b>	0	0	0		<b>100</b>
Difference 2022 / 2023	0	220	<b>220</b>	0	0	0	0	0	<b>0</b>	0	0	0	0	<b>220</b>

Additional FY23 funding reflects latest engineer's estimate.

# Fiscal 2023 Capital Budget

# ROAD CONSTRUCTION PROJECTS

## Project: J4251-FY2018 LIME KILN ROAD IMPROVEMENTS

### Description

A project to improve the roadway and drainage along Lime Kiln Road between MD 216 and Reservoir Road. Lime Kiln Road is a minor collector.

### Justification

Culvert replacement has been requested by the Bureau of Highways. The existing culvert floods regularly, necessitating the closure of the roadway. This, along with the existing sub-standard roadway, causes a safety concern and an inconvenience to the travelling public. The project will be phased for short term culvert replacement and long term roadway improvements.

### Remarks

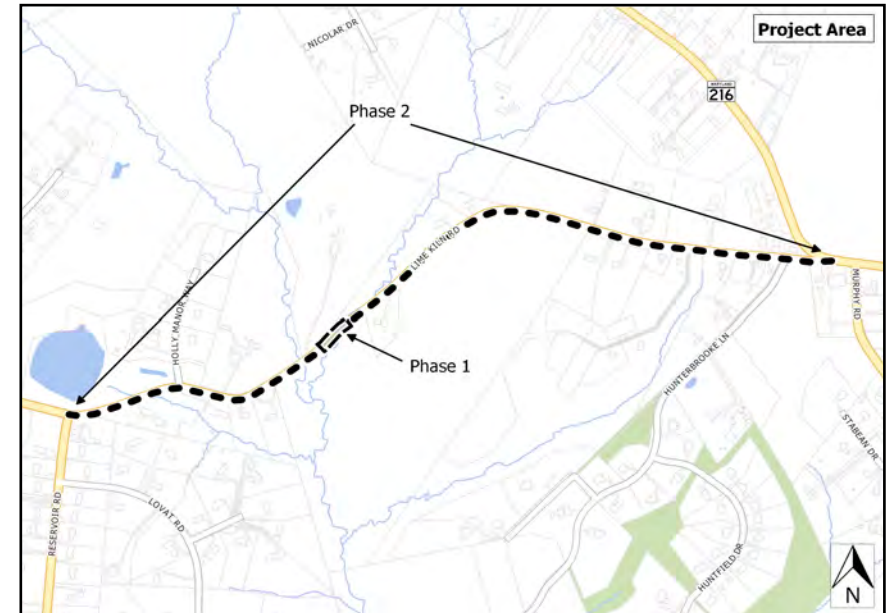
### Project Schedule

FY23 - Phase 1 land acquisition and utility relocations

### Operating Budget Impact

Estimated annual maintenance costs upon completion: Decrease.

FY2023 Bonds - Annual Debt Service Payment	0
FY2023 Bonds - 20-Year Total Debt Service Payment	0
Total Project Bonds - Annual Debt Service Payment	286,330
Total Project Bonds - 20-Year Total Debt Service Payment	5,726,607



# Fiscal 2023 Capital Budget

# ROAD CONSTRUCTION PROJECTS

## Project: J4251-FY2018 LIME KILN ROAD IMPROVEMENTS

(In Thousands)	Five Year Capital Program										Master Plan			
	Prior Appr.	FY2023 Budget	Appr. Total	Fiscal 2024	Fiscal 2025	Fiscal 2026	Fiscal 2027	Fiscal 2028	Sub Total	Fiscal 2029	Fiscal 2030	Fiscal 2031	Fiscal 2032	Total Project
PLANS & ENGINEERING	150	0	150	0	0	0	0	0	0	100	0	0	0	250
LAND ACQUISITION	350	0	350	0	0	0	0	0	0	0	0	0	0	350
CONSTRUCTION	250	0	250	0	0	0	0	0	0	900	0	2,000	0	3,150
<b>Total Expenditures</b>	<b>750</b>	<b>0</b>	<b>750</b>	<b>0</b>	<b>0</b>	<b>0</b>	<b>0</b>	<b>0</b>	<b>0</b>	<b>1,000</b>	<b>0</b>	<b>2,000</b>	<b>0</b>	<b>3,750</b>
BONDS	750	0	750	0	0	0	0	0	0	1,000	0	2,000	0	3,750
<b>Total Funding</b>	<b>750</b>	<b>0</b>	<b>750</b>	<b>0</b>	<b>0</b>	<b>0</b>	<b>0</b>	<b>0</b>	<b>0</b>	<b>1,000</b>	<b>0</b>	<b>2,000</b>	<b>0</b>	<b>3,750</b>

**\$307,728 spent and encumbered through February 2022**

**\$211,088 spent and encumbered through February 2021**

**Project Status** FY22 - Design of Phase 1 complete. Land acquisition underway.

FY 2022 Budget	750	0	<b>750</b>	0	0	0	0	0	<b>0</b>	1,000	0	2,000		<b>3,750</b>
Difference 2022 / 2023	0	0	<b>0</b>	0	0	0	0	0	<b>0</b>	0	0	0	0	<b>0</b>

None.

## Project: J4252-FY2019 SYSTEMIC INFRASTRUCTURE IMPROVEMENTS TO DNTN ELLICOTT CITY

### Description

A project to improve or upgrade road and drainage infrastructure systems as a result of the 2016 Ellicott City Flood. Work will include, but not be limited to: paving, curb and gutter, storm drainage conveyance systems, sidewalks, streetscape, crosswalks, ADA ramps, street lighting, and traffic signal adjustments in the historic Ellicott City perimeter area.

### Justification

The 2016 flood caused numerous and obvious road and drainage infrastructure deficiencies. DPW could only address the most urgent needs during the emergency declaration period. Main Street was temporarily repaired, but restoration is not complete. Roads and drainage systems surrounding Main Street such as Old Columbia Pike, Court Avenue, Church Street, Emory Street and Fels Lane also require attention. Upgrades, replacements, corrections and renovations are needed to sustain the public infrastructure into the future.

### Remarks

1. Project to be coordinated with C0337.
2. FY18 State Bond Bill not received.

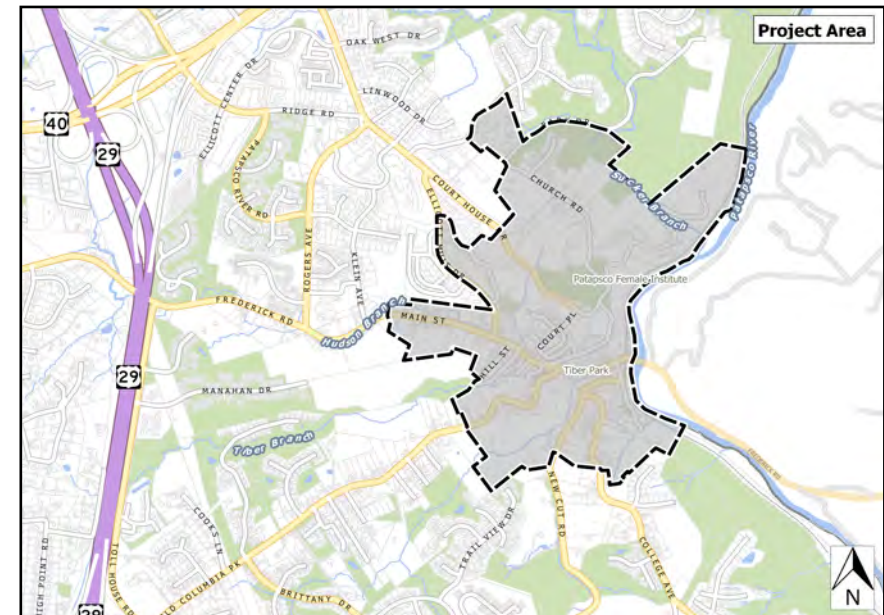
### Project Schedule

FY23 - Design and Construction (Emory Street | Church Road)

### Operating Budget Impact

Estimated annual maintenance costs upon construction completion: \$19,000 per two-lane mile of new roadway.

FY2023 Bonds - Annual Debt Service Payment	0
FY2023 Bonds - 20-Year Total Debt Service Payment	0
Total Project Bonds - Annual Debt Service Payment	103,079
Total Project Bonds - 20-Year Total Debt Service Payment	2,061,578



# Fiscal 2023 Capital Budget

# ROAD CONSTRUCTION PROJECTS

## Project: J4252-FY2019 SYSTEMIC INFRASTRUCTURE IMPROVEMENTS TO DNTN ELLICOTT CITY

(In Thousands)	Five Year Capital Program										Master Plan			
	Prior Appr.	FY2023 Budget	Appr. Total	Fiscal 2024	Fiscal 2025	Fiscal 2026	Fiscal 2027	Fiscal 2028	Sub Total	Fiscal 2029	Fiscal 2030	Fiscal 2031	Fiscal 2032	Total Project
PLANS & ENGINEERING	250	0	250	0	0	0	0	0	0	0	0	0	0	250
LAND ACQUISITION	100	0	100	0	0	0	0	0	0	0	0	0	0	100
CONSTRUCTION	1,000	0	1,000	0	0	0	0	0	0	0	0	0	0	1,000
ADMINISTRATION	0	0	0	0	0	0	0	0	0	0	0	0	0	0
<b>Total Expenditures</b>	<b>1,350</b>	<b>0</b>	<b>1,350</b>	<b>0</b>	<b>0</b>	<b>0</b>	<b>0</b>	<b>0</b>	<b>0</b>	<b>0</b>	<b>0</b>	<b>0</b>	<b>0</b>	<b>1,350</b>
BONDS	1,350	0	1,350	0	0	0	0	0	0	0	0	0	0	1,350
<b>Total Funding</b>	<b>1,350</b>	<b>0</b>	<b>1,350</b>	<b>0</b>	<b>0</b>	<b>0</b>	<b>0</b>	<b>0</b>	<b>0</b>	<b>0</b>	<b>0</b>	<b>0</b>	<b>0</b>	<b>1,350</b>

**\$155,227 spent and encumbered through February 2022**

**\$0 spent and encumbered through February 2021**

**Project Status** FY22 - Preliminary design for drainage improvements along Emory Street at Church Road complete. Construction of Main Street mid-block crossing complete.

FY 2022 Budget	1,350	0	<b>1,350</b>	0	0	0	0	0	<b>0</b>	0	0	0		<b>1,350</b>
Difference 2022 / 2023	0	0	<b>0</b>	0	0	0	0	0	<b>0</b>	0	0	0	0	<b>0</b>

None.

# Fiscal 2023 Capital Budget

# ROAD CONSTRUCTION PROJECTS

## Project: J4711-FY2011 DEVELOPER INSPECTION PROGRAM

### Description

A project to provide engineering and related services, computer management, asset management, inspection, testing, staff training, supplies, tools, equipment and vehicles necessary for site inspections for the implementation of developer projects that make additions to the public road and storm water management systems. All projects undertaken with this authority will be fully funded by private funds received from developers requesting such additions to the public system.

### Justification

This project is necessary to provide an appropriation for engineering and inspection services. The services are necessary for determining the acceptability of developer work into the infrastructure of the County.

### Remarks

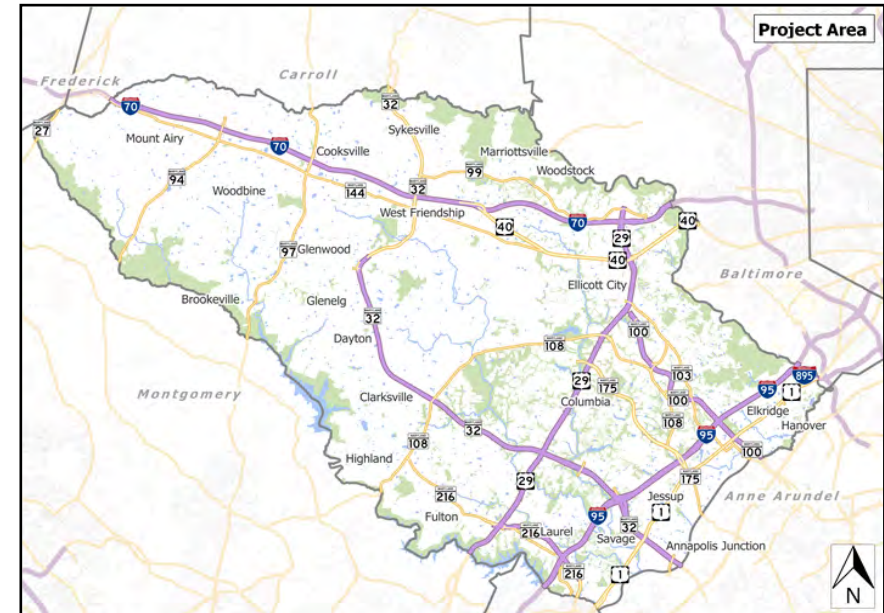
### Project Schedule

Ongoing Program

### Operating Budget Impact

No Operating Impact

FY2023 Bonds - Annual Debt Service Payment	0
FY2023 Bonds - 20-Year Total Debt Service Payment	0
Total Project Bonds - Annual Debt Service Payment	0
Total Project Bonds - 20-Year Total Debt Service Payment	0





# Fiscal 2023 Capital Budget

# ROAD CONSTRUCTION PROJECTS

## Project: J4711-FY2011 DEVELOPER INSPECTION PROGRAM

(In Thousands)	Five Year Capital Program										Master Plan			
	Prior Appr.	FY2023 Budget	Appr. Total	Fiscal 2024	Fiscal 2025	Fiscal 2026	Fiscal 2027	Fiscal 2028	Sub Total	Fiscal 2029	Fiscal 2030	Fiscal 2031	Fiscal 2032	Total Project
PLANS & ENGINEERING	0	0	0	0	0	0	0	0	0	0	0	0	0	0
LAND ACQUISITION	0	0	0	0	0	0	0	0	0	0	0	0	0	0
CONSTRUCTION	14,000	0	14,000	2,000	0	0	0	0	2,000	0	0	0	0	16,000
ADMINISTRATION	0	0	0	0	0	0	0	0	0	0	0	0	0	0
EQUIPMENT & FURNISHINGS	0	0	0	0	0	0	0	0	0	0	0	0	0	0
<b>Total Expenditures</b>	<b>14,000</b>	<b>0</b>	<b>14,000</b>	<b>2,000</b>	<b>0</b>	<b>0</b>	<b>0</b>	<b>0</b>	<b>2,000</b>	<b>0</b>	<b>0</b>	<b>0</b>	<b>0</b>	<b>16,000</b>
DEVELOPER CONTRIBUTION	14,000	0	14,000	2,000	0	0	0	0	2,000	0	0	0	0	16,000
<b>Total Funding</b>	<b>14,000</b>	<b>0</b>	<b>14,000</b>	<b>2,000</b>	<b>0</b>	<b>0</b>	<b>0</b>	<b>0</b>	<b>2,000</b>	<b>0</b>	<b>0</b>	<b>0</b>	<b>0</b>	<b>16,000</b>

**\$5,729,806 spent and encumbered through February 2022**

**\$5,461,730 spent and encumbered through February 2021**

### Project Status

FY 2022 Budget	14,000	0	<b>14,000</b>	2,000	0	0	0	0	<b>2,000</b>	0	0	0		<b>16,000</b>
Difference 2022 / 2023	0	0	<b>0</b>	0	0	0	0	0	<b>0</b>	0	0	0	0	<b>0</b>

None.



**Howard County, MD**  
**FY 2023 Executive Proposed Capital Budget**  
**SIDEWALK PROJECTS**

Project Information	Funding Source	Prior Approp.	FY 2023	Total	FY 2024	FY 2025	FY 2026	FY 2027	FY 2028	Total
<b>K5035-FY1998 SCHOOL ROUTE PATHWAYS or SIDEWALKS</b> This project is for the installation of sidewalks and-or pathways to provide for improved routes for school children.	B	2,133	500	2,633	175	175	300	0	400	3,683
	P	155	0	155	0	0	0	0	0	155
	<b>Total</b>	<b>2,288</b>	<b>500</b>	<b>2,788</b>	<b>175</b>	<b>175</b>	<b>300</b>	<b>0</b>	<b>400</b>	<b>3,838</b>
<b>K5036-FY1998 ROUTINE SIDEWALK WALKWAY EXTENSIONS</b> A project to design and construct routine sidewalk and walkway extensions up to about 1,000 feet in length.	B	1,620	150	1,770	100	100	100	100	150	2,320
	D	50	0	50	0	0	0	0	0	50
	P	0	220	220	0	0	0	0	0	220
	<b>Total</b>	<b>1,670</b>	<b>370</b>	<b>2,040</b>	<b>100</b>	<b>100</b>	<b>100</b>	<b>100</b>	<b>150</b>	<b>2,590</b>
<b>K5040-FY2005 GUILFORD RD PEDESTRIAN BIKE IMPROVE</b> A project for the design and construction of sidewalk on one or both sides of Guilford Road between Oakland Mills Road and US1.	B	685	0	685	600	0	0	0	0	1,285
	P	40	0	40	0	0	0	0	0	40
	<b>Total</b>	<b>725</b>	<b>0</b>	<b>725</b>	<b>600</b>	<b>0</b>	<b>0</b>	<b>0</b>	<b>0</b>	<b>1,325</b>
<b>K5043-SIDEWALK REPAIR PROGRAM</b> This project is for the repair of deteriorated or damaged sidewalks and driveway aprons that are in the public rights-of-way.	B	1,105	0	1,105	0	0	0	0	0	1,105
	O	34	0	34	0	0	0	0	0	34
	P	5,041	1,200	6,241	1,000	1,000	1,000	1,000	1,000	11,241
	<b>Total</b>	<b>6,180</b>	<b>1,200</b>	<b>7,380</b>	<b>1,000</b>	<b>1,000</b>	<b>1,000</b>	<b>1,000</b>	<b>1,000</b>	<b>12,380</b>
<b>K5054-FY2003 ROADSIDE IMPROVEMENT PROGRAM</b> This project is to repair, replace or install sidewalks, ramps, curbs, trees, and guardrails to comply with applicable Federal, State and County codes, and to reduce liabilities due to deteriorating appurtenances within County rights-of-way.	B	1,965	0	1,965	0	0	0	0	0	1,965
	D	350	0	350	0	0	0	0	0	350
	P	1,400	630	2,030	500	500	500	500	500	4,530
	<b>Total</b>	<b>3,715</b>	<b>630</b>	<b>4,345</b>	<b>500</b>	<b>500</b>	<b>500</b>	<b>500</b>	<b>500</b>	<b>6,845</b>
<b>K5061-FY2007 PEDESTRIAN PLAN PROJECTS</b> A project for the ongoing evaluation, design and construction of pedestrian improvements listed in the Howard County Pedestrian Master Plan.	B	3,501	500	4,001	500	400	400	0	0	5,301
	D	325	0	325	0	0	0	0	0	325
	G	370	0	370	0	0	0	0	0	370

**Howard County, MD**  
**FY 2023 Executive Proposed Capital Budget**  
**SIDEWALK PROJECTS**

Project Information	Funding Source	Prior Approp.	FY 2023	Total	FY 2024	FY 2025	FY 2026	FY 2027	FY 2028	Total
<b>K5061-FY2007 PEDESTRIAN PLAN PROJECTS</b> A project for the ongoing evaluation, design and construction of pedestrian improvements listed in the Howard County Pedestrian Master Plan.	O	650	0	650	0	0	0	0	0	650
	P	750	0	750	0	0	0	0	0	750
	<b>Total</b>	<b>5,596</b>	<b>500</b>	<b>6,096</b>	<b>500</b>	<b>400</b>	<b>400</b>	<b>0</b>	<b>0</b>	<b>7,396</b>
<b>K5062-FY2009 STATE ROADS SIDEWALK RETROFIT PROGRAM</b> A project to design and construct improved pedestrian access along State roads.	B	320	250	570	75	75	75	75	75	945
	G	270	0	270	0	0	0	0	0	270
	<b>Total</b>	<b>590</b>	<b>250</b>	<b>840</b>	<b>75</b>	<b>75</b>	<b>75</b>	<b>75</b>	<b>75</b>	<b>1,215</b>
<b>K5063-FY2017 NORTH LAUREL ROAD SIDEWALK</b> A project for the design and construction of a sidewalk along the southwest side of North Laurel Road from Linville Ave to US1.	B	100	145	245	675	0	0	0	0	920
	<b>Total</b>	<b>100</b>	<b>145</b>	<b>245</b>	<b>675</b>	<b>0</b>	<b>0</b>	<b>0</b>	<b>0</b>	<b>920</b>
<b>K5064-FY2017 MISSION ROAD SIDEWALK</b> A project to install sidewalk along parts of Mission Road.	B	375	0	375	0	0	0	0	0	375
	<b>Total</b>	<b>375</b>	<b>0</b>	<b>375</b>	<b>0</b>	<b>0</b>	<b>0</b>	<b>0</b>	<b>0</b>	<b>375</b>
<b>K5065-FY2018 DONCASTER DRIVE SIDEWALK</b> A project to construct approximately 1,200 LF of sidewalk along Doncaster Drive from Roundhill Road to Hale Haven Road.	B	110	-96	14	0	0	0	0	0	14
	P	195	0	195	0	0	0	0	0	195
	<b>Total</b>	<b>305</b>	<b>-96</b>	<b>209</b>	<b>0</b>	<b>0</b>	<b>0</b>	<b>0</b>	<b>0</b>	<b>209</b>
<b>K5066-FY2014 BICYCLE PLAN PROJECTS</b> A project for the implementation of the comprehensive Howard County Bicycle Master Plan.	B	5,921	800	6,721	1,000	1,000	1,000	1,000	100	10,821
	D	204	0	204	0	0	0	0	0	204
	G	1,690	0	1,690	3,500	2,000	0	0	0	7,190
	P	100	1,850	1,950	0	0	0	0	0	1,950
	<b>Total</b>	<b>7,915</b>	<b>2,650</b>	<b>10,565</b>	<b>4,500</b>	<b>3,000</b>	<b>1,000</b>	<b>1,000</b>	<b>100</b>	<b>20,165</b>
<b>K5068 - ADA RAMPS UPGRADE PROGRAM.</b> A program to upgrade sidewalk ramps and curb cuts in compliance with Federal Americans with Disabilities Act 1990 (ADA) requirements.	B	3,350	1,000	4,350	1,000	1,000	1,000	1,500	2,000	10,850
	<b>Total</b>	<b>3,350</b>	<b>1,000</b>	<b>4,350</b>	<b>1,000</b>	<b>1,000</b>	<b>1,000</b>	<b>1,500</b>	<b>2,000</b>	<b>10,850</b>

**Howard County, MD**  
**FY 2023 Executive Proposed Capital Budget**  
**SIDEWALK PROJECTS**

Project Information	Funding Source	Prior Approp.	FY 2023	Total	FY 2024	FY 2025	FY 2026	FY 2027	FY 2028	Total
<b>K5069-BITUMINOUS CURB and GUTTER REPLACEMENT PROGRAMS</b>	B	2,000	400	2,400	600	600	600	900	1,000	6,100
A program to replace deteriorated or damaged curbs.	<b>Total</b>	<b>2,000</b>	<b>400</b>	<b>2,400</b>	<b>600</b>	<b>600</b>	<b>600</b>	<b>900</b>	<b>1,000</b>	<b>6,100</b>
<b>SIDEWALK PROJECTS Total</b>		<b>34,809</b>	<b>7,549</b>	<b>42,358</b>	<b>9,725</b>	<b>6,850</b>	<b>4,975</b>	<b>5,075</b>	<b>5,225</b>	<b>74,208</b>

**Howard County, MD**  
**FY 2023 Executive Proposed Capital Budget (\$000)**  
**SIDEWALK PROJECTS**

	<b>Revenue Source</b>	<b>Prior Total</b>	<b>Current FY</b>	<b>Appropriation Total</b>
B	BONDS	23,185	3,649	26,834
D	DEVELOPER CONTRIBUTION	929	0	929
G	GRANTS	2,330	0	2,330
O	OTHER SOURCES	684	0	684
P	PAY AS YOU GO	7,681	3,900	11,581
<b>Total</b>		<b>34,809</b>	<b>7,549</b>	<b>42,358</b>

**Howard County, MD**  
**FY 2023 Executive Proposed 5 Year Capital Budget Project Type Summary**  
**SIDEWALK PROJECTS**

<b>Revenue Source</b>		<b>Prior Approp</b>	<b>Current FY</b>	<b>2024</b>	<b>2025</b>	<b>2026</b>	<b>2027</b>	<b>2028</b>	<b>Total</b>
B	BONDS	23,185	3,649	4,725	3,350	3,475	3,575	3,725	45,684
D	DEVELOPER CONTRIBUTION	929	0	0	0	0	0	0	929
G	GRANTS	2,330	0	3,500	2,000	0	0	0	7,830
O	OTHER SOURCES	684	0	0	0	0	0	0	684
P	PAY AS YOU GO	7,681	3,900	1,500	1,500	1,500	1,500	1,500	19,081
<b>Total</b>		<b>34,809</b>	<b>7,549</b>	<b>9,725</b>	<b>6,850</b>	<b>4,975</b>	<b>5,075</b>	<b>5,225</b>	<b>74,208</b>

# Fiscal 2023 Capital Budget

# SIDEWALK PROJECTS

## Project: K5035-FY1998 SCHOOL ROUTE PATHWAYS or SIDEWALKS

### Description

This project is for the installation of sidewalks and/or pathways to provide for improved routes for school children.

### Justification

The public school system requested the construction of sidewalks and pathways. Installation of these sidewalks and/or pathways are primarily for children walking to and from school. Other recreational and pedestrian transportation benefits can be gained by their installation.

### Remarks

1. This project will be coordinated with the Public School System.
2. This project is compatible with the current sidewalk policy.
3. Site next in priority to be evaluated is Deep Run Parkway connection to Mayfield MS.
4. Request represents program advancement.

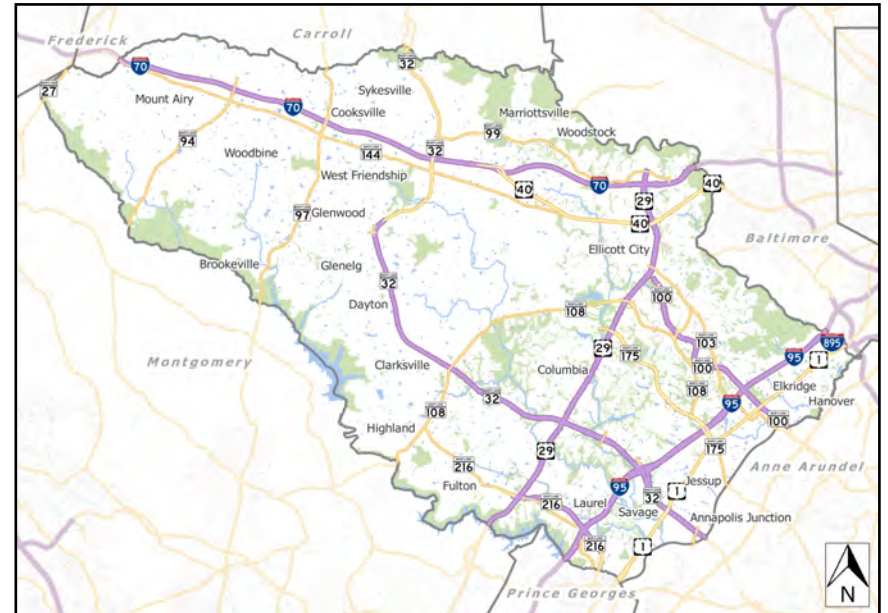
### Project Schedule

Program

### Operating Budget Impact

Estimated annual maintenance costs upon completion: No Change.

FY2023 Bonds - Annual Debt Service Payment	38,177
FY2023 Bonds - 20-Year Total Debt Service Payment	763,548
Total Project Bonds - Annual Debt Service Payment	342,298
Total Project Bonds - 20-Year Total Debt Service Payment	6,845,967





# Fiscal 2023 Capital Budget

# SIDEWALK PROJECTS

## Project: K5035-FY1998 SCHOOL ROUTE PATHWAYS or SIDEWALKS

(In Thousands)	Five Year Capital Program										Master Plan			
	Prior Appr.	FY2023 Budget	Appr. Total	Fiscal 2024	Fiscal 2025	Fiscal 2026	Fiscal 2027	Fiscal 2028	Sub Total	Fiscal 2029	Fiscal 2030	Fiscal 2031	Fiscal 2032	Total Project
PLANS & ENGINEERING	472	150	622	35	35	40	0	0	110	0	0	0	0	732
LAND ACQUISITION	135	0	135	0	0	0	0	0	0	0	0	0	0	135
CONSTRUCTION	1,673	350	2,023	140	140	260	0	400	940	400	400	0	0	3,763
ADMINISTRATION	8	0	8	0	0	0	0	0	0	0	0	0	0	8
<b>Total Expenditures</b>	<b>2,288</b>	<b>500</b>	<b>2,788</b>	<b>175</b>	<b>175</b>	<b>300</b>	<b>0</b>	<b>400</b>	<b>1,050</b>	<b>400</b>	<b>400</b>	<b>0</b>	<b>0</b>	<b>4,638</b>
BONDS	2,133	500	2,633	175	175	300	0	400	1,050	400	400	0	0	4,483
PAY AS YOU GO	155	0	155	0	0	0	0	0	0	0	0	0	0	155
<b>Total Funding</b>	<b>2,288</b>	<b>500</b>	<b>2,788</b>	<b>175</b>	<b>175</b>	<b>300</b>	<b>0</b>	<b>400</b>	<b>1,050</b>	<b>400</b>	<b>400</b>	<b>0</b>	<b>0</b>	<b>4,638</b>

**\$993,868 spent and encumbered through February 2022**

**\$929,606 spent and encumbered through February 2021**

**Project Status** FY22 - In study - Snowden River Parkway southbound from #8220 to existing pathway north of Tamar. IES and BBMS connections to southward neighborhoods on Ilchester (3 phases).

Connector path Autumn Hill Dr to Veterans ES, connector path Turkey Farm Pl to Ellicott Mills MS, Hillsboro Crossing at Academy roundabout, crossing at Rockburn ES: 4-way stop control.

In design and land acquisition - Deep Run Parkway to Mayfield MS. Ilchester Rd (Beechwood to Ilchester Point Ct.)

In construction - Montgomery Road west of Steepridge to Timberlee..

Projects completed - (FY22) Montgomery Rd crossing at Bellanca. (FY21) Florey Rd and Winters Ln crossings (studies complete, projects eliminated due to limited benefit), Ilchester Rd (Ilchester Point Ct. to Wharff), Old Annapolis crossing at Whitworth|Waterford, Cedar Crossing at Lightfoot Path. (FY16-FY20) Northfield Rd, Crescent Pathway, Gorman Rd, Old Waterloo Rd, Aladdin Dr, Vollmerhausen Rd, Pathway to Mt. Hebron HS, Pathway between Furrow Ave and Mist Haven Ct, St. Johns Ln, Corporate Ct, Bellanca crossing.

FY 2022 Budget	2,288	250	<b>2,538</b>	300	300	300	0	400	<b>1,300</b>	400	400	0		<b>4,638</b>
Difference 2022 / 2023	0	250	<b>250</b>	(125)	(125)	0	0	0	<b>(250)</b>	0	0	0	0	<b>0</b>

Additional FY23 funding request represents amount needed to construct priority sidewalk locations.

## Project: K5036-FY1998 ROUTINE SIDEWALK WALKWAY EXTENSIONS

### Description

A project to design and construct routine sidewalk and walkway extensions up to about 1,000 feet in length.

### Justification

Projects will be initiated by public request or where a need is created by development or to connect existing walks.

### Remarks

1. This project is compatible with current sidewalk policy.
2. Construction of some projects may be dependent on donation of necessary easements.
3. Request represents program advancement.

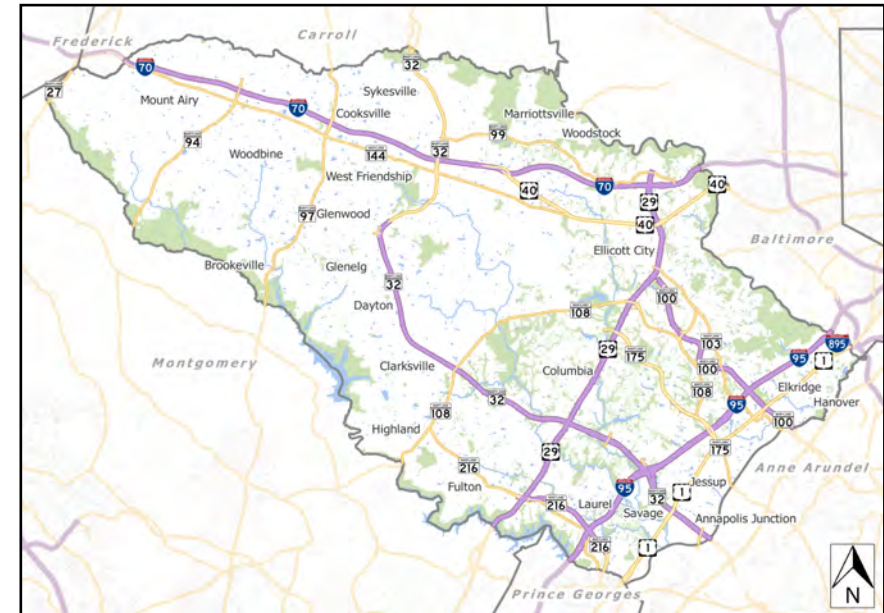
### Project Schedule

Program

### Operating Budget Impact

Estimated annual maintenance costs upon completion: No Change.

FY2023 Bonds - Annual Debt Service Payment	11,453
FY2023 Bonds - 20-Year Total Debt Service Payment	229,064
Total Project Bonds - Annual Debt Service Payment	253,498
Total Project Bonds - 20-Year Total Debt Service Payment	5,069,956



# Fiscal 2023 Capital Budget

# SIDEWALK PROJECTS

## Project: K5036-FY1998 ROUTINE SIDEWALK WALKWAY EXTENSIONS

(In Thousands)	Five Year Capital Program										Master Plan			
	Prior Appr.	FY2023 Budget	Appr. Total	Fiscal 2024	Fiscal 2025	Fiscal 2026	Fiscal 2027	Fiscal 2028	Sub Total	Fiscal 2029	Fiscal 2030	Fiscal 2031	Fiscal 2032	Total Project
PLANS & ENGINEERING	425	50	475	20	20	20	20	0	80	0	0	0	0	555
LAND ACQUISITION	20	0	20	0	0	0	0	0	0	0	0	0	0	20
CONSTRUCTION	1,221	320	1,541	80	80	80	80	150	470	250	250	250	250	3,011
ADMINISTRATION	2	0	2	0	0	0	0	0	0	0	0	0	0	2
EQUIPMENT & FURNISHINGS	2	0	2	0	0	0	0	0	0	0	0	0	0	2
<b>Total Expenditures</b>	<b>1,670</b>	<b>370</b>	<b>2,040</b>	<b>100</b>	<b>100</b>	<b>100</b>	<b>100</b>	<b>150</b>	<b>550</b>	<b>250</b>	<b>250</b>	<b>250</b>	<b>250</b>	<b>3,590</b>
BONDS	1,620	150	1,770	100	100	100	100	150	550	250	250	250	250	3,320
DEVELOPER CONTRIBUTION	50	0	50	0	0	0	0	0	0	0	0	0	0	50
PAY AS YOU GO	0	220	220	0	0	0	0	0	0	0	0	0	0	220
<b>Total Funding</b>	<b>1,670</b>	<b>370</b>	<b>2,040</b>	<b>100</b>	<b>100</b>	<b>100</b>	<b>100</b>	<b>150</b>	<b>550</b>	<b>250</b>	<b>250</b>	<b>250</b>	<b>250</b>	<b>3,590</b>

**\$1,664,824 spent and encumbered through February 2022**

**\$791,766 spent and encumbered through February 2021**

**Project Status** FY22 - In Study: Centennial Ln (Centennial Woods to Century), MD108 (Jericho Rd to Ridermark), Roosevelt Blvd. (Business Pkwy to Cemetery Ln).

In Design: Frederick Rd (opposite Plumtree to Underoak), Mellenbrook Rd (Wild Bees Ln to MD108).

Study Complete: Baltimore Ave, Old Waterloo Rd.

Construction complete: Oakland Mills Rd (Sohap Ln to Shadow Fall Terrace), Bellanca (Montgomery Rd to Gardenview completed by developer). Northbound Oakland Mills Rd at Fairwell Rd, Montgomery Rd at Lynn Lane, Falls Run Rd, MD108 at Snowden River Parkway, Burnside Dr, Mellenbrook Rd, Mayfield Ave, Stonecrest Dr, Freetown Rd at Quarterstaff Rd, Montgomery Rd, Ridge Rd, Harmony Ln.]King's Grant Pathway, Madison Ave, Font Hill Dr, Rivendell Ln, Whitworth Way, Executive Park Dr, St. John's Ln and Springfield Dr, Old Annapolis Rd (Oak Hill to Woodland), Sybert Dr (Columba Hills to Meadowbrook).

FY 2022 Budget	1,670	50	<b>1,720</b>	100	100	100	100	250	<b>650</b>	250	250	0		<b>2,870</b>
Difference 2022 / 2023	0	320	<b>320</b>	0	0	0	0	(100)	<b>(100)</b>	0	0	250	250	<b>720</b>

Additional FY23 funding request represents amount needed to construct priority locations.

## Project: K5040-FY2005 GUILFORD RD PEDESTRIAN BIKE IMPROVE

### Description

A project for the design and construction of sidewalk on one or both sides of Guilford Road between Oakland Mills Road and US1.

### Justification

Significant pedestrian and bicycle activity has been observed on Guilford Road. Housing in the area generates a substantial number of trips. The need for improvements to Guilford Road is cited in the Howard County Comprehensive Transportation Plan.

### Remarks

1. Department of Recreation and Parks requested extension of sidewalks from US1 and Oakland Mills Road to Guilford Park.
2. Project to be coordinated with North side of Guilford Road Phase 4 of D1140, and J4214 to be coordinated with Phase II.
3. Project to be completed in phases: Additional phasing to be determined in the future.
4. Construction of this project may be dependent upon donation of easements and-or resident cost share participation.
5. The planned opening of High School #13 will increase pedestrian activity.

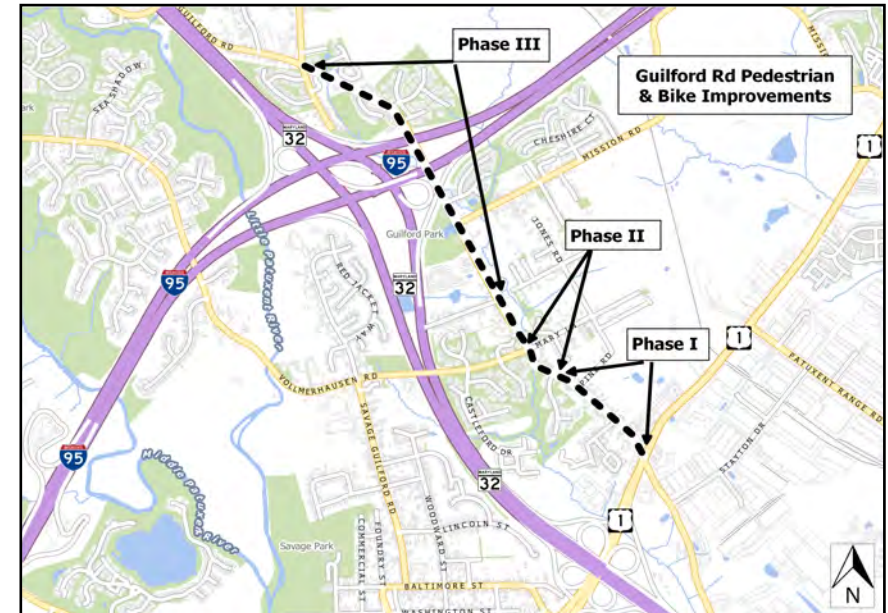
### Project Schedule

- FY23 - Phase I Land Acquisition
- FY24 - Phase I Construction

### Operating Budget Impact

Estimated annual maintenance costs upon completion: No change for sidewalks.

FY2023 Bonds - Annual Debt Service Payment	0
FY2023 Bonds - 20-Year Total Debt Service Payment	0
Total Project Bonds - Annual Debt Service Payment	98,116
Total Project Bonds - 20-Year Total Debt Service Payment	1,962,317



# Fiscal 2023 Capital Budget

# SIDEWALK PROJECTS

## Project: K5040-FY2005 GUILFORD RD PEDESTRIAN BIKE IMPROVE

(In Thousands)	Five Year Capital Program										Master Plan			
	Prior Appr.	FY2023 Budget	Appr. Total	Fiscal 2024	Fiscal 2025	Fiscal 2026	Fiscal 2027	Fiscal 2028	Sub Total	Fiscal 2029	Fiscal 2030	Fiscal 2031	Fiscal 2032	Total Project
PLANS & ENGINEERING	215	0	215	0	0	0	0	0	0	0	0	0	0	215
LAND ACQUISITION	320	0	320	0	0	0	0	0	0	0	0	0	0	320
CONSTRUCTION	180	0	180	600	0	0	0	0	600	0	0	0	0	780
ADMINISTRATION	10	0	10	0	0	0	0	0	0	0	0	0	0	10
<b>Total Expenditures</b>	<b>725</b>	<b>0</b>	<b>725</b>	<b>600</b>	<b>0</b>	<b>0</b>	<b>0</b>	<b>0</b>	<b>600</b>	<b>0</b>	<b>0</b>	<b>0</b>	<b>0</b>	<b>1,325</b>
BONDS	685	0	685	600	0	0	0	0	600	0	0	0	0	1,285
PAY AS YOU GO	40	0	40	0	0	0	0	0	0	0	0	0	0	40
<b>Total Funding</b>	<b>725</b>	<b>0</b>	<b>725</b>	<b>600</b>	<b>0</b>	<b>0</b>	<b>0</b>	<b>0</b>	<b>600</b>	<b>0</b>	<b>0</b>	<b>0</b>	<b>0</b>	<b>1,325</b>

**\$332,865 spent and encumbered through February 2022**

**\$329,746 spent and encumbered through February 2021**

**Project Status** FY22 - Phase I Design complete; land acquisition pending for (23) properties.

Phase II - Winterbrook to Vollmerhausen construction complete.

FY 2022 Budget	725	600	<b>1,325</b>	0	0	0	0	0	<b>0</b>	0	0	0		<b>1,325</b>
Difference 2022 / 2023	0	(600)	<b>(600)</b>	600	0	0	0	0	<b>600</b>	0	0	0	0	<b>0</b>

Construction funding deferred until land acquisition is complete.

# Fiscal 2023 Capital Budget

# SIDEWALK PROJECTS

## Project: K5043-SIDEWALK REPAIR PROGRAM

### Description

This project is for the repair of deteriorated or damaged sidewalks and driveway aprons that are in the public rights-of-way.

### Justification

Program has been developed in response to Council Bill #63-1988 for sidewalk repair by County contract, with the provision that abutting property owners shall reimburse the County for expenses or identified repairs over a five-year period.

### Remarks

1. This project was first funded in FY99 as a replacement for one begun in FY92.
2. The programmed monies will be used on a first-come first-served basis.
3. OTHER funds represent private homeowner reimbursements.
4. County will be responsible for sidewalks damaged by public street tree and-or County water and sewer utilities.
5. County owns and maintains approx.4,734,200 linear feet (900 miles) of sidewalks.
6. Request represents program advancement.

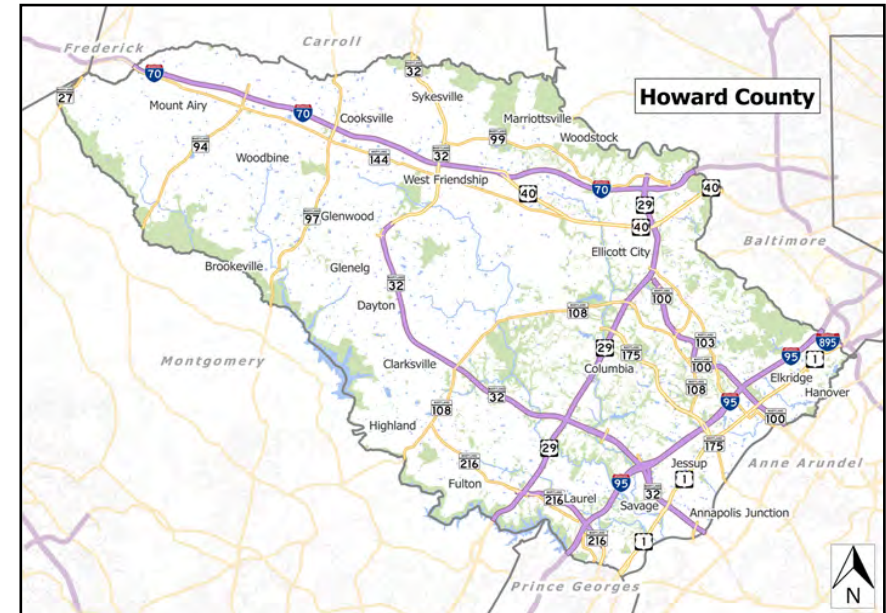
### Project Schedule

Approximately 10 miles of sidewalks replaced per \$1M budgeted.  
Close at program completion.

### Operating Budget Impact

None

FY2023 Bonds - Annual Debt Service Payment	0
FY2023 Bonds - 20-Year Total Debt Service Payment	0
Total Project Bonds - Annual Debt Service Payment	84,372
Total Project Bonds - 20-Year Total Debt Service Payment	1,687,440



# Fiscal 2023 Capital Budget

# SIDEWALK PROJECTS

## Project: K5043-SIDEWALK REPAIR PROGRAM

(In Thousands)	Five Year Capital Program									Master Plan				Total Project
	Prior Appr.	FY2023 Budget	Appr. Total	Fiscal 2024	Fiscal 2025	Fiscal 2026	Fiscal 2027	Fiscal 2028	Sub Total	Fiscal 2029	Fiscal 2030	Fiscal 2031	Fiscal 2032	
PLANS & ENGINEERING	260	0	260	0	0	0	0	0	0	0	0	0	0	260
CONSTRUCTION	5,845	1,200	7,045	1,000	1,000	1,000	1,000	1,000	5,000	1,000	1,000	1,000	1,000	16,045
ADMINISTRATION	75	0	75	0	0	0	0	0	0	0	0	0	0	75
<b>Total Expenditures</b>	<b>6,180</b>	<b>1,200</b>	<b>7,380</b>	<b>1,000</b>	<b>1,000</b>	<b>1,000</b>	<b>1,000</b>	<b>1,000</b>	<b>5,000</b>	<b>1,000</b>	<b>1,000</b>	<b>1,000</b>	<b>1,000</b>	<b>16,380</b>
BONDS	1,105	0	1,105	0	0	0	0	0	0	0	0	0	0	1,105
OTHER SOURCES	34	0	34	0	0	0	0	0	0	0	0	0	0	34
PAY AS YOU GO	5,041	1,200	6,241	1,000	1,000	1,000	1,000	1,000	5,000	1,000	1,000	1,000	1,000	15,241
<b>Total Funding</b>	<b>6,180</b>	<b>1,200</b>	<b>7,380</b>	<b>1,000</b>	<b>1,000</b>	<b>1,000</b>	<b>1,000</b>	<b>1,000</b>	<b>5,000</b>	<b>1,000</b>	<b>1,000</b>	<b>1,000</b>	<b>1,000</b>	<b>16,380</b>

**\$6,093,781 spent and encumbered through February 2022**

**\$5,177,861 spent and encumbered through February 2021**

**Project Status** In progress

FY 2022 Budget	6,180	1,000	<b>7,180</b>	1,000	1,000	1,000	1,000	1,000	<b>5,000</b>	1,000	1,000	1,000		<b>15,180</b>
Difference 2022 / 2023	0	200	<b>200</b>	0	0	0	0	0	<b>0</b>	0	0	0	1,000	<b>1,200</b>

None



# Fiscal 2023 Capital Budget

# SIDEWALK PROJECTS

## Project: K5054-FY2003 ROADSIDE IMPROVEMENT PROGRAM

### Description

This project is to repair, replace or install sidewalks, ramps, curbs, trees, and guardrails to comply with applicable Federal, State and County codes, and to reduce liabilities due to deteriorating appurtenances within County rights-of-way.

### Justification

In accordance with Federal Americans with Disabilities Act and Council Resolution 195[1985 to provide disability ramps throughout the County, and to replace damaged curb, trees and guardrails that could pose other hazards.

### Remarks

1. Locations to be determined on a requested or as needed basis.
2. Developer monies can be used in lieu of them making limited improvements.
3. Request represents program advancement.

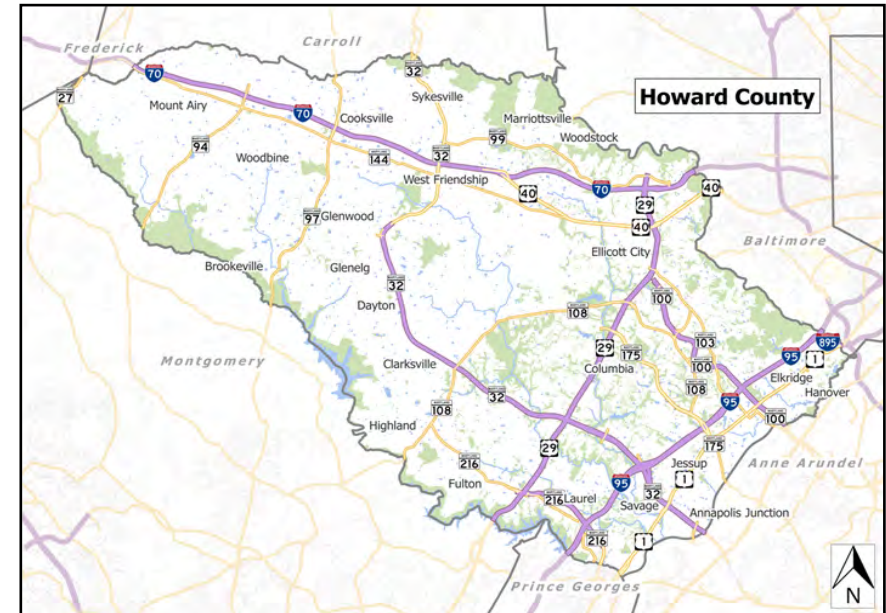
### Project Schedule

Project completed as funding available.  
Close at program completion.

### Operating Budget Impact

None

FY2023 Bonds - Annual Debt Service Payment	0
FY2023 Bonds - 20-Year Total Debt Service Payment	0
Total Project Bonds - Annual Debt Service Payment	150,037
Total Project Bonds - 20-Year Total Debt Service Payment	3,000,742



### Explanation of Changes

None



# Fiscal 2023 Capital Budget

# SIDEWALK PROJECTS

## Project: K5054-FY2003 ROADSIDE IMPROVEMENT PROGRAM

(In Thousands)	Five Year Capital Program									Master Plan				Total Project
	Prior Appr.	FY2023 Budget	Appr. Total	Fiscal 2024	Fiscal 2025	Fiscal 2026	Fiscal 2027	Fiscal 2028	Sub Total	Fiscal 2029	Fiscal 2030	Fiscal 2031	Fiscal 2032	
PLANS & ENGINEERING	200	0	200	0	0	0	0	0	0	0	0	0	0	200
CONSTRUCTION	3,495	630	4,125	500	500	500	500	500	2,500	500	500	500	500	8,625
ADMINISTRATION	20	0	20	0	0	0	0	0	0	0	0	0	0	20
<b>Total Expenditures</b>	<b>3,715</b>	<b>630</b>	<b>4,345</b>	<b>500</b>	<b>500</b>	<b>500</b>	<b>500</b>	<b>500</b>	<b>2,500</b>	<b>500</b>	<b>500</b>	<b>500</b>	<b>500</b>	<b>8,845</b>
BONDS	1,965	0	1,965	0	0	0	0	0	0	0	0	0	0	1,965
DEVELOPER CONTRIBUTION	350	0	350	0	0	0	0	0	0	0	0	0	0	350
PAY AS YOU GO	1,400	630	2,030	500	500	500	500	500	2,500	500	500	500	500	6,530
<b>Total Funding</b>	<b>3,715</b>	<b>630</b>	<b>4,345</b>	<b>500</b>	<b>500</b>	<b>500</b>	<b>500</b>	<b>500</b>	<b>2,500</b>	<b>500</b>	<b>500</b>	<b>500</b>	<b>500</b>	<b>8,845</b>

**\$3,698,074 spent and encumbered through February 2022**

**\$3,697,913 spent and encumbered through February 2021**

**Project Status** In progress

FY 2022 Budget	3,715	500	<b>4,215</b>	500	500	500	500	500	<b>2,500</b>	500	500	500		<b>8,215</b>
Difference 2022 / 2023	0	130	<b>130</b>	0	0	0	0	0	<b>0</b>	0	0	0	500	<b>630</b>

None

## Project: K5061-FY2007 PEDESTRIAN PLAN PROJECTS

### Description

A project for the ongoing evaluation, design and construction of pedestrian improvements listed in the Howard County Pedestrian Master Plan. The candidate project list is updated annually by the Office of Transportation in coordination with the Department of Public Works.

### Justification

Pedestrian projects in Howard County, both private sector and State-County funded, need to be implemented in a consistent ongoing manner derived from a comprehensive, systemic planning process. The Howard County Pedestrian Master Plan provides a comprehensive plan and ongoing process for prioritizing the use of capital funds directed at improving pedestrian safety, mobility, and access to transit, schools, parks etc.

### Remarks

1. Project addresses collector classification roads. Local roads are addressed under other programs.
2. Project is a cooperative effort of the Department of Public Works and the Office of Transportation.
3. GRANT represents Transportation Enhancement Grant from SHA and other miscellaneous State funding.
4. Construction of some projects may be dependent on donation of necessary easements.
5. OTHER SOURCES represents revenue from automated speed enforcement fund.
6. Request represents program advancement.

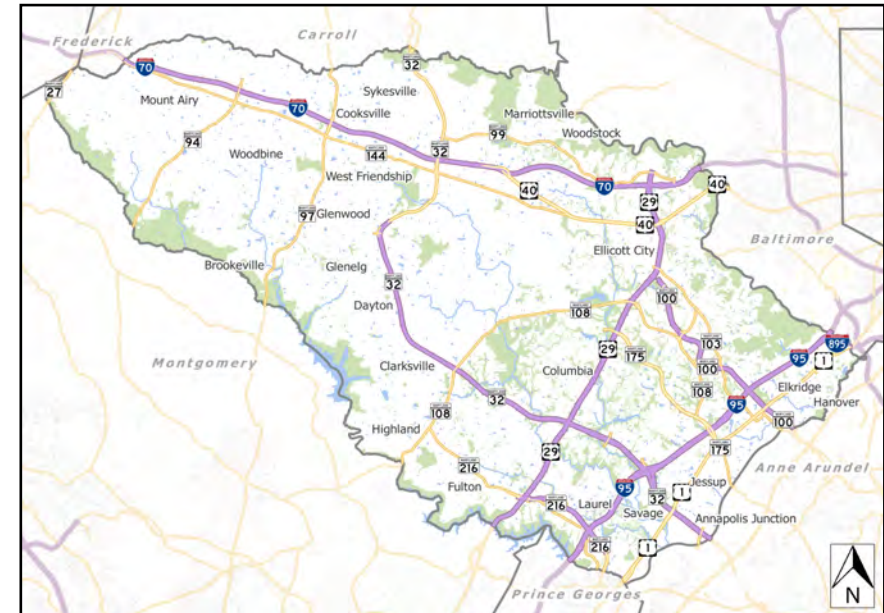
### Project Schedule

Program

### Operating Budget Impact

Estimated annual maintenance costs upon completion: No Change.

FY2023 Bonds - Annual Debt Service Payment	38,177
FY2023 Bonds - 20-Year Total Debt Service Payment	763,548
Total Project Bonds - Annual Debt Service Payment	404,757
Total Project Bonds - 20-Year Total Debt Service Payment	8,095,131



# Fiscal 2023 Capital Budget

# SIDEWALK PROJECTS

## Project: K5061-FY2007 PEDESTRIAN PLAN PROJECTS

(In Thousands)	Five Year Capital Program									Master Plan				
	Prior Appr.	FY2023 Budget	Appr. Total	Fiscal 2024	Fiscal 2025	Fiscal 2026	Fiscal 2027	Fiscal 2028	Sub Total	Fiscal 2029	Fiscal 2030	Fiscal 2031	Fiscal 2032	Total Project
PLANS & ENGINEERING	1,440	80	1,520	75	75	75	0	0	225	0	0	0	0	1,745
LAND ACQUISITION	360	20	380	35	35	35	0	0	105	0	0	0	0	485
CONSTRUCTION	3,786	400	4,186	390	290	290	0	0	970	0	0	0	0	5,156
ADMINISTRATION	10	0	10	0	0	0	0	0	0	0	0	0	0	10
<b>Total Expenditures</b>	<b>5,596</b>	<b>500</b>	<b>6,096</b>	<b>500</b>	<b>400</b>	<b>400</b>	<b>0</b>	<b>0</b>	<b>1,300</b>	<b>0</b>	<b>0</b>	<b>0</b>	<b>0</b>	<b>7,396</b>
BONDS	3,501	500	4,001	500	400	400	0	0	1,300	0	0	0	0	5,301
DEVELOPER CONTRIBUTION	325	0	325	0	0	0	0	0	0	0	0	0	0	325
GRANTS	370	0	370	0	0	0	0	0	0	0	0	0	0	370
OTHER SOURCES	650	0	650	0	0	0	0	0	0	0	0	0	0	650
PAY AS YOU GO	750	0	750	0	0	0	0	0	0	0	0	0	0	750
<b>Total Funding</b>	<b>5,596</b>	<b>500</b>	<b>6,096</b>	<b>500</b>	<b>400</b>	<b>400</b>	<b>0</b>	<b>0</b>	<b>1,300</b>	<b>0</b>	<b>0</b>	<b>0</b>	<b>0</b>	<b>7,396</b>

**\$3,788,387 spent and encumbered through February 2022**

**\$2,475,447 spent and encumbered through February 2021**

**Project Status** FY22 Projects in Study: Walk Howard structured projects that are feasible and prioritized. Structured Project 19, Old Montgomery (crossings at MD108 and sidewalks from 108 to Brightfield) FY23 Planning study for sidewalks on Old Scaggsville Road and Superior Avenue.

Projects in Design or Land Acquisition: Loc 03, Montgomery Rd (Rowanberry to Lawyers Hill Apts); Loc 52 Segment C, Whiskey Bottom Rd (Moonshine Hollow to Lantern Way); Loc 52 Segment E, Whiskey Bottom Rd (N. Laurel Comm. Ctr. to Butterfield Grove); Loc 52 Segment G, Whiskey Bottom Rd (US1 to Kings Post Ct) design complete, waiting on corner development; Loc 125, MD108 (Richards Valley N. to Goldfinch); Frederick Rd. Phase 2 (Centennial to Jay).

Project Complete: Frederick Rd Phase 1 (Jay to Grey Rock), Loc 52 Segment B, Whiskey Bottom Rd (All Saints to Moonshine Hollow); Oakland Mills Rd (Malindy Cir N to BGE lines) study complete and project eliminated. Loc 52 Segment A, Whiskey Bottom Rd. (Stephens to All Saints); Loc 214, Twin Rivers; Loc 155, Aladdin Dr. near Hammond School; Loc 45, Howard St.; Loc 60, Assateague Dr.; Loc 143, Broken Land Pathway, Loc 42, Guilford Rd. (US1 to 10408 Guilford at Community Center); Loc 104, US40 at Normandy Center.

FY 2022 Budget	5,596	300	<b>5,896</b>	500	500	500	0	0	<b>1,500</b>	0	0	0		<b>7,396</b>
Difference 2022 / 2023	0	200	<b>200</b>	0	(100)	(100)	0	0	<b>(200)</b>	0	0	0	0	<b>0</b>

Additional funding request represents amount needed to construct priority locations.

## Project: K5062-FY2009 STATE ROADS SIDEWALK RETROFIT PROGRAM

### Description

A project to design and construct improved pedestrian access along State roads.

### Justification

Many State roads are without sidewalks or shoulders for pedestrians. Citizens have expressed interest in improving access for residential areas and-or commercial industrial sites. These projects will reduce pedestrian accident potential.

### Remarks

1. GRANT funds are State Retrofit Sidewalk Program available to complement County funds. The County must provide matching funds for each site.
2. Program is coordinated with SHA.

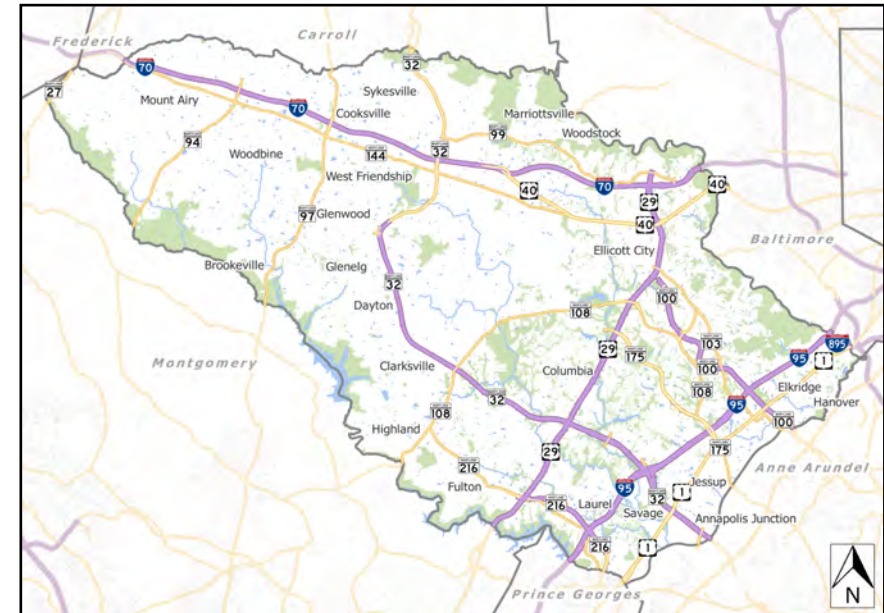
### Project Schedule

Program

### Operating Budget Impact

Estimated annual maintenance costs upon completion: No Change.

FY2023 Bonds - Annual Debt Service Payment	19,089
FY2023 Bonds - 20-Year Total Debt Service Payment	381,774
Total Project Bonds - Annual Debt Service Payment	72,155
Total Project Bonds - 20-Year Total Debt Service Payment	1,443,105



# Fiscal 2023 Capital Budget

# SIDEWALK PROJECTS

## Project: K5062-FY2009 STATE ROADS SIDEWALK RETROFIT PROGRAM

(In Thousands)	Five Year Capital Program										Master Plan			
	Prior Appr.	FY2023 Budget	Appr. Total	Fiscal 2024	Fiscal 2025	Fiscal 2026	Fiscal 2027	Fiscal 2028	Sub Total	Fiscal 2029	Fiscal 2030	Fiscal 2031	Fiscal 2032	Total Project
PLANS & ENGINEERING	220	75	295	25	25	25	25	25	125	0	0	0	0	420
LAND ACQUISITION	95	0	95	25	0	25	0	25	75	0	0	0	0	170
CONSTRUCTION	275	175	450	25	50	25	50	25	175	0	0	0	0	625
<b>Total Expenditures</b>	<b>590</b>	<b>250</b>	<b>840</b>	<b>75</b>	<b>75</b>	<b>75</b>	<b>75</b>	<b>75</b>	<b>375</b>	<b>0</b>	<b>0</b>	<b>0</b>	<b>0</b>	<b>1,215</b>
BONDS	320	250	570	75	75	75	75	75	375	0	0	0	0	945
GRANTS	270	0	270	0	0	0	0	0	0	0	0	0	0	270
<b>Total Funding</b>	<b>590</b>	<b>250</b>	<b>840</b>	<b>75</b>	<b>75</b>	<b>75</b>	<b>75</b>	<b>75</b>	<b>375</b>	<b>0</b>	<b>0</b>	<b>0</b>	<b>0</b>	<b>1,215</b>

**\$221,166 spent and encumbered through February 2022**

**\$6,702 spent and encumbered through February 2021**

**Project Status** FY22 - Projects in Study: US40, Chatham Ln. to St. Johns Ln., MD108 (Richards Valley N. to Goldfinch).

Projects in Design: US1 southbound (Howard Square Apts to Shell Station north of MD175), US1 southbound east side (N Laurel Rd to Seabiscuit Ln); US1, MD99 (St Johns to Maple Rock).

Projects in Construction: US1 southbound, Crestmount to Cedar.

Projects on hold: US1 from Whiskey Bottom Rd. to County line; MD99, Raleigh Tavern to Wetherburn (MD99 investigation with SHA completed),

FY 2022 Budget	590	0	<b>590</b>	0	0	0	0	0	<b>0</b>	0	0	0		<b>590</b>
Difference 2022 / 2023	0	250	<b>250</b>	75	75	75	75	75	<b>375</b>	0	0	0	0	<b>625</b>

Additional FY23 funding request represents amount needed to construct priority locations.

## Project: K5063-FY2017 NORTH LAUREL ROAD SIDEWALK

### Description

A project for the design and construction of a sidewalk along the southwest side of North Laurel Road from Linville Ave to US1.

### Justification

This project was requested by the community, will complement the work done to extend the sidewalk from Baltimore Ave to Linville Ave and will provide a pedestrian connection to US1.

### Remarks

1. The sidewalk will be approximately 1,100 feet in length.
2. Curb and gutter may be included if necessary.
3. Request represents latest engineer's estimate.

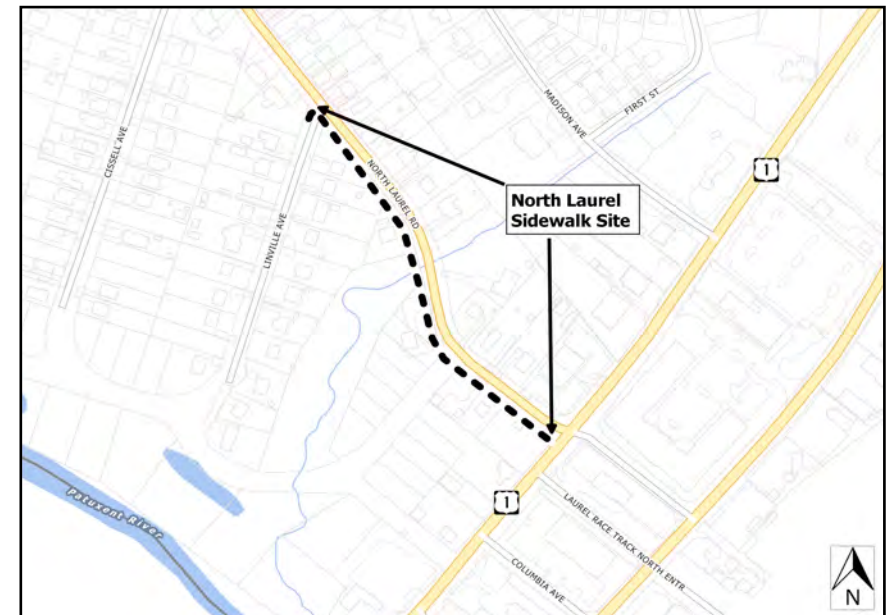
### Project Schedule

FY23 - Design and Land Acquisition.  
 FY24 - Construction.

### Operating Budget Impact

Estimated annual maintenance costs upon completion: No Change.

FY2023 Bonds - Annual Debt Service Payment	11,071
FY2023 Bonds - 20-Year Total Debt Service Payment	221,429
Total Project Bonds - Annual Debt Service Payment	70,246
Total Project Bonds - 20-Year Total Debt Service Payment	1,404,928



# Fiscal 2023 Capital Budget

# SIDEWALK PROJECTS

## Project: K5063-FY2017 NORTH LAUREL ROAD SIDEWALK

(In Thousands)	Five Year Capital Program										Master Plan			
	Prior Appr.	FY2023 Budget	Appr. Total	Fiscal 2024	Fiscal 2025	Fiscal 2026	Fiscal 2027	Fiscal 2028	Sub Total	Fiscal 2029	Fiscal 2030	Fiscal 2031	Fiscal 2032	Total Project
PLANS & ENGINEERING	75	75	150	0	0	0	0	0	0	0	0	0	0	150
LAND ACQUISITION	25	70	95	0	0	0	0	0	0	0	0	0	0	95
CONSTRUCTION	0	0	0	675	0	0	0	0	675	0	0	0	0	675
<b>Total Expenditures</b>	<b>100</b>	<b>145</b>	<b>245</b>	<b>675</b>	<b>0</b>	<b>0</b>	<b>0</b>	<b>0</b>	<b>675</b>	<b>0</b>	<b>0</b>	<b>0</b>	<b>0</b>	<b>920</b>
BONDS	100	145	245	675	0	0	0	0	675	0	0	0	0	920
<b>Total Funding</b>	<b>100</b>	<b>145</b>	<b>245</b>	<b>675</b>	<b>0</b>	<b>0</b>	<b>0</b>	<b>0</b>	<b>675</b>	<b>0</b>	<b>0</b>	<b>0</b>	<b>0</b>	<b>920</b>

**\$68,843 spent and encumbered through February 2022**

**\$0 spent and encumbered through February 2021**

**Project Status** FY22 - Final design is in progress.

FY 2022 Budget	100	100	<b>200</b>	0	0	0	0	0	<b>0</b>	0	0	0		<b>200</b>
Difference 2022 / 2023	0	45	<b>45</b>	675	0	0	0	0	<b>675</b>	0	0	0	0	<b>720</b>

Additional FY23 funding request represents latest engineer's estimate.

## Project: K5064-FY2017 MISSION ROAD SIDEWALK

### Description

A project to install sidewalk along parts of Mission Road. Area 1 will install sidewalk from Pleasant Chase Road to the Ridgley's Run Community Center. This installation involves modification of the existing culvert in order to accommodate a sidewalk. Area 2 will address Mission Road from Guilford Road to Concord Drive.

### Justification

Area 1 - There are a number of residents that could walk to the community center rather than drive if a sidewalk was installed. This portion of sidewalk is currently deferred due to constructability issues.

Area 2 - Some sidewalk already exists; this project will complete the system.

### Remarks

The planned opening of High School #13 will increase pedestrian activity.

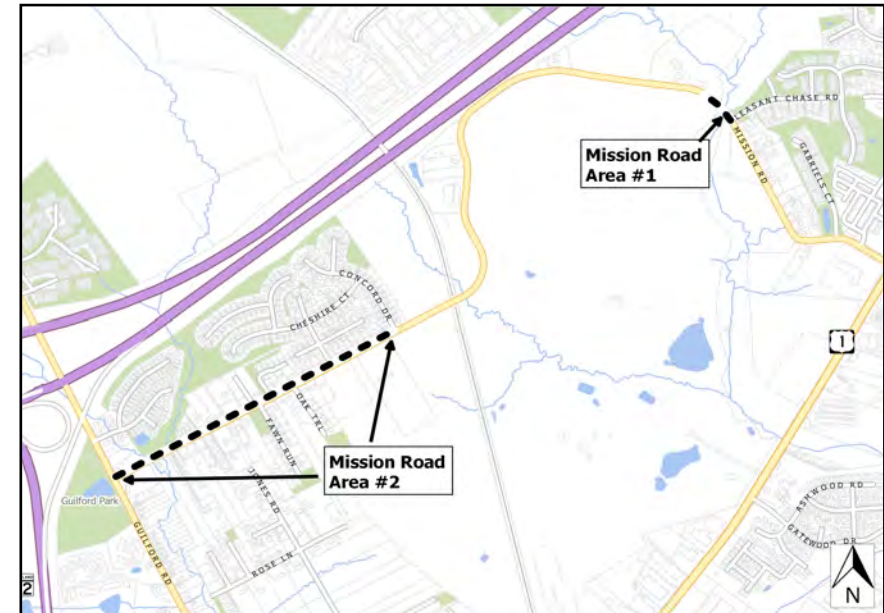
### Project Schedule

FY23 - Land acquisition and construction.

### Operating Budget Impact

Estimated annual maintenance costs upon completion: No Change.

FY2023 Bonds - Annual Debt Service Payment	0
FY2023 Bonds - 20-Year Total Debt Service Payment	0
Total Project Bonds - Annual Debt Service Payment	28,633
Total Project Bonds - 20-Year Total Debt Service Payment	572,661





# Fiscal 2023 Capital Budget

# SIDEWALK PROJECTS

## Project: K5064-FY2017 MISSION ROAD SIDEWALK

(In Thousands)	Five Year Capital Program										Master Plan			
	Prior Appr.	FY2023 Budget	Appr. Total	Fiscal 2024	Fiscal 2025	Fiscal 2026	Fiscal 2027	Fiscal 2028	Sub Total	Fiscal 2029	Fiscal 2030	Fiscal 2031	Fiscal 2032	Total Project
PLANS & ENGINEERING	125	0	125	0	0	0	0	0	0	0	0	0	0	125
LAND ACQUISITION	50	0	50	0	0	0	0	0	0	0	0	0	0	50
CONSTRUCTION	200	0	200	0	0	0	0	0	0	0	0	0	0	200
<b>Total Expenditures</b>	<b>375</b>	<b>0</b>	<b>375</b>	<b>0</b>	<b>0</b>	<b>0</b>	<b>0</b>	<b>0</b>	<b>0</b>	<b>0</b>	<b>0</b>	<b>0</b>	<b>0</b>	<b>375</b>
BONDS	375	0	375	0	0	0	0	0	0	0	0	0	0	375
<b>Total Funding</b>	<b>375</b>	<b>0</b>	<b>375</b>	<b>0</b>	<b>0</b>	<b>0</b>	<b>0</b>	<b>0</b>	<b>0</b>	<b>0</b>	<b>0</b>	<b>0</b>	<b>0</b>	<b>375</b>

**\$120,948 spent and encumbered through February 2022**

**\$105,722 spent and encumbered through February 2021**

**Project Status** FY22 - Design complete and land acquisition in progress (2 of 5 acquisitions complete).

FY 2022 Budget	375	0	<b>375</b>	0	0	0	0	0	<b>0</b>	0	0	0		<b>375</b>
Difference 2022 / 2023	0	0	<b>0</b>	0	0	0	0	0	<b>0</b>	0	0	0	0	<b>0</b>

None

# Fiscal 2023 Capital Budget

# SIDEWALK PROJECTS

## Project: K5065-FY2018 DONCASTER DRIVE SIDEWALK

### Description

A project to construct approximately 1,200 LF of sidewalk along Doncaster Drive from Roundhill Road to Hale Haven Road.

### Justification

This missing piece of sidewalk has been requested by residents of the area and the school system.

### Remarks

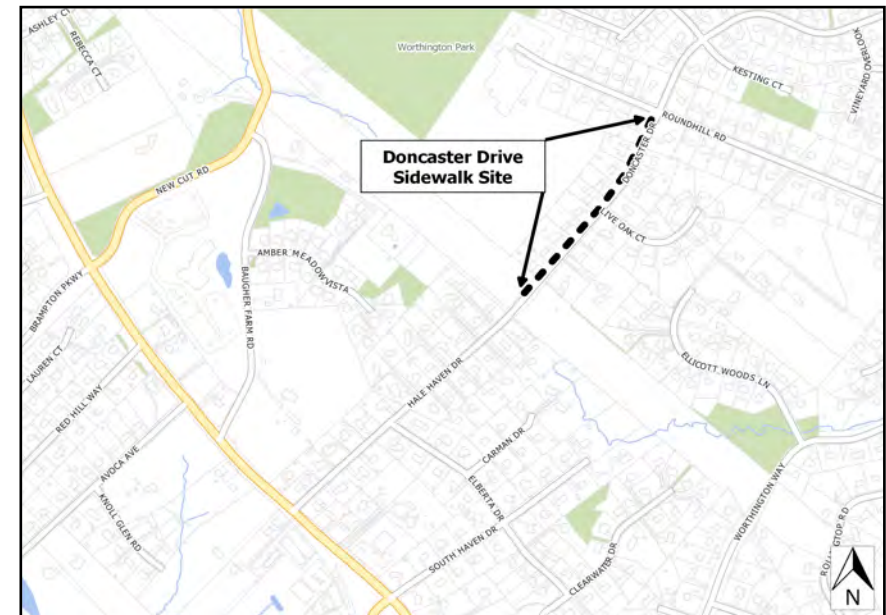
### Project Schedule

FY23 - Construction Complete. Project is in the financial closeout process.

### Operating Budget Impact

Estimated annual maintenance costs upon completion: No Change.

FY2023 Bonds - Annual Debt Service Payment	(7,330)
FY2023 Bonds - 20-Year Total Debt Service Payment	(146,601)
Total Project Bonds - Annual Debt Service Payment	1,069
Total Project Bonds - 20-Year Total Debt Service Payment	21,379



# Fiscal 2023 Capital Budget

# SIDEWALK PROJECTS

## Project: K5065-FY2018 DONCASTER DRIVE SIDEWALK

(In Thousands)	Five Year Capital Program										Master Plan			
	Prior Appr.	FY2023 Budget	Appr. Total	Fiscal 2024	Fiscal 2025	Fiscal 2026	Fiscal 2027	Fiscal 2028	Sub Total	Fiscal 2029	Fiscal 2030	Fiscal 2031	Fiscal 2032	Total Project
PLANS & ENGINEERING	50	(9)	41	0	0	0	0	0	0	0	0	0	0	41
LAND ACQUISITION	25	(25)	0	0	0	0	0	0	0	0	0	0	0	0
CONSTRUCTION	230	(62)	168	0	0	0	0	0	0	0	0	0	0	168
<b>Total Expenditures</b>	<b>305</b>	<b>(96)</b>	<b>209</b>	<b>0</b>	<b>0</b>	<b>0</b>	<b>0</b>	<b>0</b>	<b>0</b>	<b>0</b>	<b>0</b>	<b>0</b>	<b>0</b>	<b>209</b>
BONDS	110	(96)	14	0	0	0	0	0	0	0	0	0	0	14
PAY AS YOU GO	195	0	195	0	0	0	0	0	0	0	0	0	0	195
<b>Total Funding</b>	<b>305</b>	<b>(96)</b>	<b>209</b>	<b>0</b>	<b>0</b>	<b>0</b>	<b>0</b>	<b>0</b>	<b>0</b>	<b>0</b>	<b>0</b>	<b>0</b>	<b>0</b>	<b>209</b>

**\$206,417 spent and encumbered through February 2022**

**\$206,417 spent and encumbered through February 2021**

**Project Status** FY22 - Construction Complete

FY 2022 Budget	305	0	<b>305</b>	0	0	0	0	0	<b>0</b>	0	0	0		<b>305</b>
Difference 2022 / 2023	0	(96)	<b>(96)</b>	0	0	0	0	0	<b>0</b>	0	0	0	0	<b>(96)</b>

Funding to be removed and shifted to other capital projects.

## Project: K5066-FY2014 BICYCLE PLAN PROJECTS

### Description

A project for the implementation of the comprehensive Howard County Bicycle Master Plan. The candidate project list will be updated annually by the Office of Transportation in coordination with the Department of Public Works.

### Justification

The Howard County Bicycle Master Plan, adopted in 2016, provides a comprehensive plan and ongoing process for prioritizing the use of capital funds directed at improving bicycle safety, mobility, and access to transit, schools, parks, retail and employment centers, etc.

### Remarks

1. Project addresses collector classification roads and local roads.
2. Grant funding will be sought.
3. Construction of some projects may be dependent on donation of necessary easements.
4. Projects for FY19, FY20 and FY21 were focused on the BikeHoward Express three-year implementation plan.
5. Howard County received \$1.25 million to support a regional Patapsco Greenway project creating a shared us pathway between Elkridge and the Open Gate property in Baltimore County. Of that, \$250,000 is needed in FY 2022 for final design

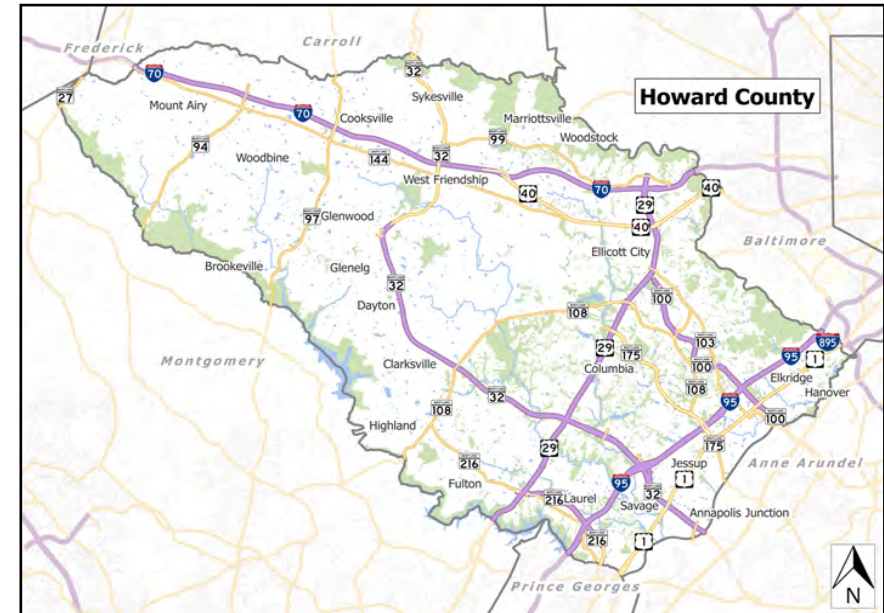
### Project Schedule

Program

### Operating Budget Impact

No Operating Impact

FY2023 Bonds - Annual Debt Service Payment	61,084
FY2023 Bonds - 20-Year Total Debt Service Payment	1,221,676
Total Project Bonds - Annual Debt Service Payment	856,777
Total Project Bonds - 20-Year Total Debt Service Payment	17,135,534



# Fiscal 2023 Capital Budget

# SIDEWALK PROJECTS

## Project: K5066-FY2014 BICYCLE PLAN PROJECTS

(In Thousands)	Five Year Capital Program									Master Plan				
	Prior Appr.	FY2023 Budget	Appr. Total	Fiscal 2024	Fiscal 2025	Fiscal 2026	Fiscal 2027	Fiscal 2028	Sub Total	Fiscal 2029	Fiscal 2030	Fiscal 2031	Fiscal 2032	Total Project
PLANS & ENGINEERING	1,920	100	2,020	100	100	100	100	100	500	100	100	100	100	2,920
LAND ACQUISITION	610	100	710	100	100	100	100	0	400	0	0	0	0	1,110
CONSTRUCTION	5,385	2,450	7,835	4,300	2,800	800	800	0	8,700	0	0	0	0	16,535
ADMINISTRATION	0	0	0	0	0	0	0	0	0	0	0	0	0	0
EQUIPMENT & FURNISHINGS	0	0	0	0	0	0	0	0	0	0	0	0	0	0
<b>Total Expenditures</b>	<b>7,915</b>	<b>2,650</b>	<b>10,565</b>	<b>4,500</b>	<b>3,000</b>	<b>1,000</b>	<b>1,000</b>	<b>100</b>	<b>9,600</b>	<b>100</b>	<b>100</b>	<b>100</b>	<b>100</b>	<b>20,565</b>
BONDS	5,921	800	6,721	1,000	1,000	1,000	1,000	100	4,100	100	100	100	100	11,221
DEVELOPER CONTRIBUTION	204	0	204	0	0	0	0	0	0	0	0	0	0	204
GRANTS	1,690	0	1,690	3,500	2,000	0	0	0	5,500	0	0	0	0	7,190
PAY AS YOU GO	100	1,850	1,950	0	0	0	0	0	0	0	0	0	0	1,950
<b>Total Funding</b>	<b>7,915</b>	<b>2,650</b>	<b>10,565</b>	<b>4,500</b>	<b>3,000</b>	<b>1,000</b>	<b>1,000</b>	<b>100</b>	<b>9,600</b>	<b>100</b>	<b>100</b>	<b>100</b>	<b>100</b>	<b>20,565</b>

**\$4,286,992 spent and encumbered through February 2022**

**\$3,030,998 spent and encumbered through February 2021**

**Project Status** Projects Completed in FY22: Design of Dobbin Road from Oakland Mills Road to McGaw Road (Transportation Alternatives Grant); Design of Dobbin Road from McGaw Road to MD 175 (MD Bikeways Grant); Design of Broken Land Parkway Park and Ride Access Pathway; Automated bike/pedestrian counter installations through Recreational Trails Grant; Design of US 1 safety projects, Countywide bike wayfinding phase 1, bike lanes through resurfacing markings and signage including Oakland Mills Road, Birmingham Way, Warwick Way, Minstrel Way, Centre Park Drive, Columbia 100 Parkway, Harpers Farm Road, Guilford Road, Gerwig Lane, Patuxent Woods Drive.

Proposed FY23 Projects: Design of Elkridge to Guinness Extension using \$250,000 state funding, Cedar Lane Pathway, North Laurel Connections, Countywide bike wayfinding phase 2, Dobbin Road pathway construction from Oakland Mills Road to McGaw Road, North Chatham Road bike lanes, Robert Fulton Drive final design, bike lanes through resurfacing markings and signage.

FY 2022 Budget	7,915	4,800	<b>12,715</b>	4,500	3,000	1,000	0	0	<b>8,500</b>	0	0	0		<b>21,215</b>
Difference 2022 / 2023	0	(2,150)	<b>(2,150)</b>	0	0	0	1,000	100	<b>1,100</b>	100	100	100	100	<b>(650)</b>

The completion of these projects is dependent on the existing K5066 funding, plus an additional \$800k of GO bond and \$1,850 in PAYGO funding in FY23.

# Fiscal 2023 Capital Budget

# SIDEWALK PROJECTS

## Project: K5068 - ADA RAMPS UPGRADE PROGRAM.

### Description

A program to upgrade sidewalk ramps and curb cuts in compliance with Federal Americans with Disabilities Act 1990 (ADA) requirements. The upgrade shall be aligned with road resurfacing construction projects.

### Justification

The sidewalk ramps upgrade are mandated by governmental laws. The current plan is to provide ramps at all road intersection locations where the resurfacing will take place, or other non-compliant ramp areas in various parts of the County. In the year 2015 through 2021, DPW has placed approximately 1,000 ramps at a cost of approximately \$3.5 million. The County currently has approximately 5,857 ramps that do not meet ADA requirements and will be replaced as the resurfacing program continues in the future. DPW has another program that repairs sidewalks. The sidewalk repair program is budgeted at \$1,000,000 per year and provides repairs to sidewalks with number of deficiencies.

### Remarks

County owns and maintains approx. 7,800 each of sidewalk ramps.

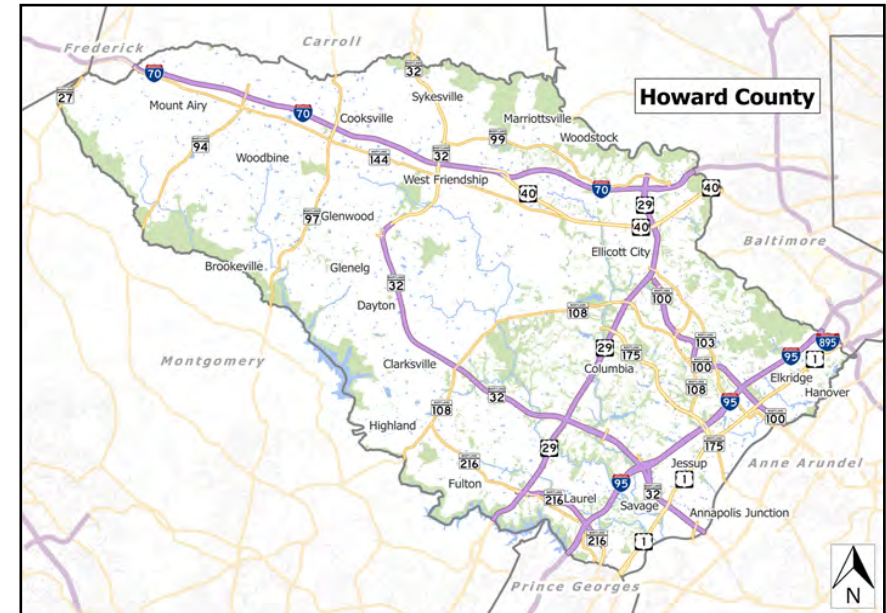
### Project Schedule

Approximately 200 ramps upgraded to ADA compliance per \$1M budgeted. Close at program completion.

### Operating Budget Impact

None

FY2023 Bonds - Annual Debt Service Payment	76,355
FY2023 Bonds - 20-Year Total Debt Service Payment	1,527,095
Total Project Bonds - Annual Debt Service Payment	1,286,578
Total Project Bonds - 20-Year Total Debt Service Payment	25,731,553



# Fiscal 2023 Capital Budget

# SIDEWALK PROJECTS

## Project: K5068 - ADA RAMPS UPGRADE PROGRAM.

(In Thousands)	Five Year Capital Program									Master Plan				
	Prior Appr.	FY2023 Budget	Appr. Total	Fiscal 2024	Fiscal 2025	Fiscal 2026	Fiscal 2027	Fiscal 2028	Sub Total	Fiscal 2029	Fiscal 2030	Fiscal 2031	Fiscal 2032	Total Project
CONSTRUCTION	3,350	1,000	4,350	1,000	1,000	1,000	1,500	2,000	6,500	1,500	1,500	1,500	1,500	16,850
<b>Total Expenditures</b>	<b>3,350</b>	<b>1,000</b>	<b>4,350</b>	<b>1,000</b>	<b>1,000</b>	<b>1,000</b>	<b>1,500</b>	<b>2,000</b>	<b>6,500</b>	<b>1,500</b>	<b>1,500</b>	<b>1,500</b>	<b>1,500</b>	<b>16,850</b>
BONDS	3,350	1,000	4,350	1,000	1,000	1,000	1,500	2,000	6,500	1,500	1,500	1,500	1,500	16,850
<b>Total Funding</b>	<b>3,350</b>	<b>1,000</b>	<b>4,350</b>	<b>1,000</b>	<b>1,000</b>	<b>1,000</b>	<b>1,500</b>	<b>2,000</b>	<b>6,500</b>	<b>1,500</b>	<b>1,500</b>	<b>1,500</b>	<b>1,500</b>	<b>16,850</b>

**\$3,086,003 spent and encumbered through February 2022**

**\$1,491,694 spent and encumbered through February 2021**

**Project Status** Approximately 800 ramps need to be upgraded prior to repaving of roads.

FY 2022 Budget	3,350	1,000	<b>4,350</b>	1,000	1,000	1,000	1,500	2,000	<b>6,500</b>	1,500	1,500	1,500		<b>15,350</b>
Difference 2022 / 2023	0	0	<b>0</b>	0	0	0	0	0	<b>0</b>	0	0	0	1,500	<b>1,500</b>

None



## Project: K5069-BITUMINOUS CURB and GUTTER REPLACEMENT PROGRAMS

### Description

A program to replace deteriorated or damaged curbs.

### Justification

All curbs replacement is based on the age and maintenance and drainage history. The curbs in older subdivisions become brittle due to losing asphalt content and strength. The curbs receive damage annually because of the combination of snow removal and roadway drainage activities.

### Remarks

1. County owns and maintains approx. 1,000,000 linear feet (190 miles) of bituminous curbs and 5,205,700 linear feet (985 miles) of concrete curbs.
2. Companion project H2014.

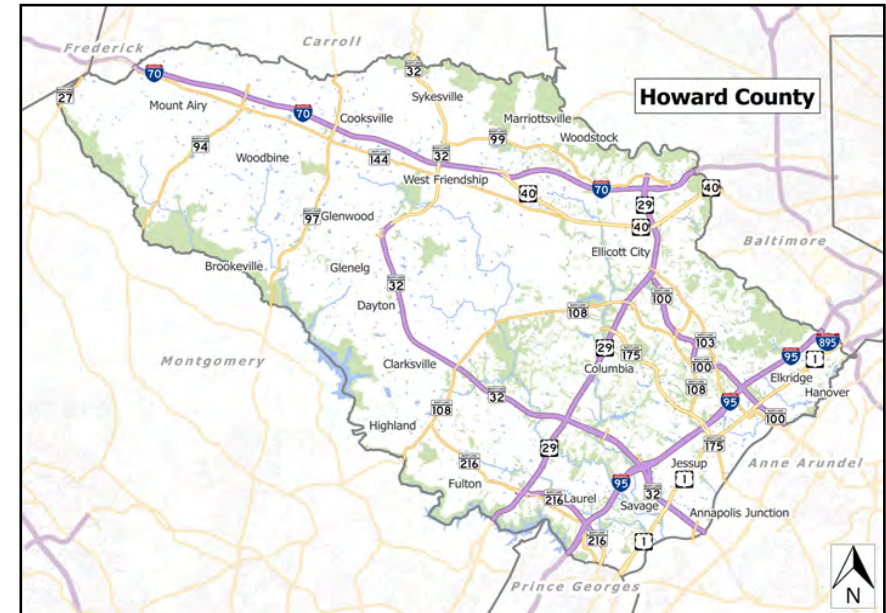
### Project Schedule

Close at program completion.

### Operating Budget Impact

None

FY2023 Bonds - Annual Debt Service Payment	30,542
FY2023 Bonds - 20-Year Total Debt Service Payment	610,838
Total Project Bonds - Annual Debt Service Payment	771,183
Total Project Bonds - 20-Year Total Debt Service Payment	15,423,661



### Explanation of Changes

None



# Fiscal 2023 Capital Budget

# SIDEWALK PROJECTS

## Project: K5069-BITUMINOUS CURB and GUTTER REPLACEMENT PROGRAMS

(In Thousands)	Five Year Capital Program									Master Plan				
	Prior Appr.	FY2023 Budget	Appr. Total	Fiscal 2024	Fiscal 2025	Fiscal 2026	Fiscal 2027	Fiscal 2028	Sub Total	Fiscal 2029	Fiscal 2030	Fiscal 2031	Fiscal 2032	Total Project
CONSTRUCTION	2,000	400	2,400	600	600	600	900	1,000	3,700	1,000	1,000	1,000	1,000	10,100
<b>Total Expenditures</b>	<b>2,000</b>	<b>400</b>	<b>2,400</b>	<b>600</b>	<b>600</b>	<b>600</b>	<b>900</b>	<b>1,000</b>	<b>3,700</b>	<b>1,000</b>	<b>1,000</b>	<b>1,000</b>	<b>1,000</b>	<b>10,100</b>
BONDS	2,000	400	2,400	600	600	600	900	1,000	3,700	1,000	1,000	1,000	1,000	10,100
<b>Total Funding</b>	<b>2,000</b>	<b>400</b>	<b>2,400</b>	<b>600</b>	<b>600</b>	<b>600</b>	<b>900</b>	<b>1,000</b>	<b>3,700</b>	<b>1,000</b>	<b>1,000</b>	<b>1,000</b>	<b>1,000</b>	<b>10,100</b>

**\$1,693,941 spent and encumbered through February 2022**

**\$1,393,941 spent and encumbered through February 2021**

**Project Status** In progress

FY 2022 Budget	2,000	400	<b>2,400</b>	600	600	600	900	1,000	<b>3,700</b>	1,000	1,000	1,000		<b>9,100</b>
Difference 2022 / 2023	0	0	<b>0</b>	0	0	0	0	0	<b>0</b>	0	0	0	1,000	<b>1,000</b>

None



**Howard County, MD**  
**FY 2023 Executive Proposed Capital Budget**  
**LIBRARY PROJECTS**

Project Information	Funding Source	Prior Approp.	FY 2023	Total	FY 2024	FY 2025	FY 2026	FY 2027	FY 2028	Total
<b>L0019-SOUTHWEST BRANCH</b>	B	0	0	0	0	0	0	285	5,211	5,496
Conduct a site survey and feasibility assessment for a new HCLS Branch in Howard County's Southwest region.	<b>Total</b>	<b>0</b>	<b>0</b>	<b>0</b>	<b>0</b>	<b>0</b>	<b>0</b>	<b>285</b>	<b>5,211</b>	<b>5,496</b>
<b>L0020-FY2021 NEW HCLS CENTRAL BRANCH &amp; RELOCATION</b>	B	0	1,666	1,666	3,100	0	31,561	0	0	36,327
Relocation of HCLS Central Branch due to Downtown Columbia Redevelopment Plans.	G	0	0	0	2,000	2,000	2,000	0	0	6,000
	O	488	0	488	0	0	0	0	0	488
	OG	0	0	0	0	21,457	18,543	0	0	40,000
	<b>Total</b>	<b>488</b>	<b>1,666</b>	<b>2,154</b>	<b>5,100</b>	<b>23,457</b>	<b>52,104</b>	<b>0</b>	<b>0</b>	<b>82,815</b>
<b>LIBRARY PROJECTS Total</b>		<b>488</b>	<b>1,666</b>	<b>2,154</b>	<b>5,100</b>	<b>23,457</b>	<b>52,104</b>	<b>285</b>	<b>5,211</b>	<b>88,311</b>

**Howard County, MD**  
**FY 2023 Executive Proposed Capital Budget (\$000)**  
**LIBRARY PROJECTS**

	<b>Revenue Source</b>	<b>Prior Total</b>	<b>Current FY</b>	<b>Appropriation Total</b>
B	BONDS	0	1,666	1,666
G	GRANTS	0	0	0
OG	Other GO	0	0	0
O	OTHER SOURCES	488	0	488
<b>Total</b>		<b>488</b>	<b>1,666</b>	<b>2,154</b>

**Howard County, MD**  
**FY 2023 Executive Proposed 5 Year Capital Budget Project Type Summary**  
**LIBRARY PROJECTS**

<b>Revenue Source</b>		<b>Prior Approp</b>	<b>Current FY</b>	<b>2024</b>	<b>2025</b>	<b>2026</b>	<b>2027</b>	<b>2028</b>	<b>Total</b>
B	BONDS	0	1,666	3,100	0	31,561	285	5,211	41,823
G	GRANTS	0	0	2,000	2,000	2,000	0	0	6,000
O	OTHER SOURCES	488	0	0	0	0	0	0	488
OG	Other GO	0	0	0	21,457	18,543	0	0	40,000
<b>Total</b>		<b>488</b>	<b>1,666</b>	<b>5,100</b>	<b>23,457</b>	<b>52,104</b>	<b>285</b>	<b>5,211</b>	<b>88,311</b>



# Fiscal 2023 Capital Budget

# LIBRARY PROJECTS

## Project: L0019-SOUTHWEST BRANCH

(In Thousands)				Five Year Capital Program						Master Plan				
Appropriation Object Class	Prior Appr.	FY2023 Budget	Appr. Total	Fiscal 2024	Fiscal 2025	Fiscal 2026	Fiscal 2027	Fiscal 2028	Sub Total	Fiscal 2029	Fiscal 2030	Fiscal 2031	Fiscal 2032	Total Project
PLANS & ENGINEERING	0	0	0	0	0	0	285	5,211	5,496	0	0	0	0	5,496
LAND ACQUISITION	0	0	0	0	0	0	0	0	0	35,535	0	0	0	35,535
<b>Total Expenditures</b>	<b>0</b>	<b>0</b>	<b>0</b>	<b>0</b>	<b>0</b>	<b>0</b>	<b>285</b>	<b>5,211</b>	<b>5,496</b>	<b>35,535</b>	<b>0</b>	<b>0</b>	<b>0</b>	<b>41,031</b>
BONDS	0	0	0	0	0	0	285	5,211	5,496	35,535	0	0	0	41,031
<b>Total Funding</b>	<b>0</b>	<b>0</b>	<b>0</b>	<b>0</b>	<b>0</b>	<b>0</b>	<b>285</b>	<b>5,211</b>	<b>5,496</b>	<b>35,535</b>	<b>0</b>	<b>0</b>	<b>0</b>	<b>41,031</b>

**\$0 spent and encumbered through February 2022  
 spent and encumbered through February 2021  
 Project Status**

Difference 2022 / 2023	0	0	<b>0</b>	0	0	0	285	5,211	<b>5,496</b>	35,535	0	0	0	<b>41,031</b>
------------------------	---	---	----------	---	---	---	-----	-------	--------------	--------	---	---	---	---------------

## Project: L0020-FY2021 NEW HCLS CENTRAL BRANCH & RELOCATION

### Description

Relocation of HCLS Central Branch due to Downtown Columbia Redevelopment Plans.

### Justification

Downtown Columbia redevelopment plans include the re-purposing of the current site of Central Branch. Fulfillment of the plan would necessitate a new building on a different site.

### Remarks

OTHER SOURCES represents Permanent Public Improvements reserve funds and OTHER GO represents general obligation bonds supported by Downtown Columbia second set aside revenues.

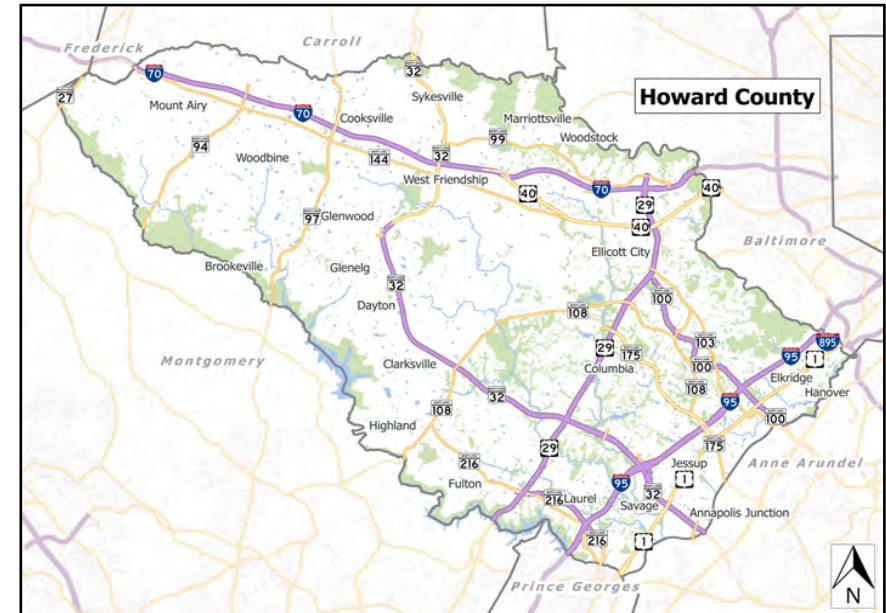
### Project Schedule

FY24 - Planning and design of new HCLS Central Branch and Business-Arts Education Center.  
 Begin below-grade garage construction.  
 FY25 - Begin and complete above-grade construction.  
 FY26 - Complete Library and Housing construction.

### Operating Budget Impact

\$600,000 per year upon completion of Library.

FY2023 Bonds - Annual Debt Service Payment	127,207
FY2023 Bonds - 20-Year Total Debt Service Payment	2,544,140
Total Project Bonds - Annual Debt Service Payment	5,827,929
Total Project Bonds - 20-Year Total Debt Service Payment	116,558,589



### Explanation of Changes

The prior funding estimate was the County's original placeholder for the project. The current funding request identifies the current day projected costs based on the work completed by the Development Team, County, Library, and Housing Commission team members.



# Fiscal 2023 Capital Budget

# LIBRARY PROJECTS

## Project: L0020-FY2021 NEW HCLS CENTRAL BRANCH & RELOCATION

(In Thousands)	Five Year Capital Program									Master Plan				
	Prior Appr.	FY2023 Budget	Appr. Total	Fiscal 2024	Fiscal 2025	Fiscal 2026	Fiscal 2027	Fiscal 2028	Sub Total	Fiscal 2029	Fiscal 2030	Fiscal 2031	Fiscal 2032	Total Project
PLANS & ENGINEERING	488	1,666	2,154	3,846	0	0	0	0	3,846	0	0	0	0	6,000
CONSTRUCTION	0	0	0	1,254	23,457	52,104	0	0	76,815	0	0	0	0	76,815
<b>Total Expenditures</b>	<b>488</b>	<b>1,666</b>	<b>2,154</b>	<b>5,100</b>	<b>23,457</b>	<b>52,104</b>	<b>0</b>	<b>0</b>	<b>80,661</b>	<b>0</b>	<b>0</b>	<b>0</b>	<b>0</b>	<b>82,815</b>
BONDS	0	1,666	1,666	3,100	0	31,561	0	0	34,661	0	0	0	0	36,327
GRANTS	0	0	0	2,000	2,000	2,000	0	0	6,000	0	0	0	0	6,000
OTHER SOURCES	488	0	488	0	0	0	0	0	0	0	0	0	0	488
Other GO	0	0	0	0	21,457	18,543	0	0	40,000	0	0	0	0	40,000
<b>Total Funding</b>	<b>488</b>	<b>1,666</b>	<b>2,154</b>	<b>5,100</b>	<b>23,457</b>	<b>52,104</b>	<b>0</b>	<b>0</b>	<b>80,661</b>	<b>0</b>	<b>0</b>	<b>0</b>	<b>0</b>	<b>82,815</b>

**\$71,804 spent and encumbered through February 2022**

**\$0 spent and encumbered through February 2021**

**Project Status** Awaiting funding.

FY 2022 Budget	488	500	<b>988</b>	2,600	40,000	0	0	0	<b>42,600</b>	0	0	0		<b>43,588</b>
Difference 2022 / 2023	0	1,166	<b>1,166</b>	2,500	(16,543)	52,104	0	0	<b>38,061</b>	0	0	0	0	<b>39,227</b>

Project dates moved to start in FY24.



**Howard County, MD**  
**FY 2023 Executive Proposed Capital Budget**  
**COMMUNITY COLLEGE PROJECTS**

Project Information	Funding Source	Prior Approp.	FY 2023	Total	FY 2024	FY 2025	FY 2026	FY 2027	FY 2028	Total
<b>M0536-FY2015 NURSING and ST BUILDING RENOVATIONS</b> Renovate the Nursing Building and ST Building of approximately 107,000 GSF following the move of health sciences programs and science, engineering and technology programs into their new buildings.	B	22,358	0	22,358	0	0	0	0	0	22,358
	G	21,061	0	21,061	0	0	0	0	0	21,061
	<b>Total</b>	<b>43,419</b>	<b>0</b>	<b>43,419</b>	<b>0</b>	<b>0</b>	<b>0</b>	<b>0</b>	<b>0</b>	<b>0</b>
<b>M0539-FY2020 MATHEMATICS AND ATHLETICS COMPLEX</b> Design and construct a new facility that will unite both academics and athletics.	B	22,693	14,794	37,487	13,347	0	0	0	0	50,834
	G	22,693	14,794	37,487	13,346	0	0	0	0	50,833
	<b>Total</b>	<b>45,386</b>	<b>29,588</b>	<b>74,974</b>	<b>26,693</b>	<b>0</b>	<b>0</b>	<b>0</b>	<b>0</b>	<b>0</b>
<b>M0542-FY2016 CAMPUS ROADWAYS and PARKING</b> Provide required modifications to campus roadways and parking to accommodate necessary changes to vehicular and pedestrian traffic patterns.	B	2,683	0	2,683	0	0	0	0	0	2,683
	CC	7,717	0	7,717	0	0	0	0	0	7,717
	G	0	0	0	0	0	0	0	0	0
	O	6,000	0	6,000	0	0	0	0	0	6,000
	<b>Total</b>	<b>16,400</b>	<b>0</b>	<b>16,400</b>	<b>0</b>	<b>0</b>	<b>0</b>	<b>0</b>	<b>0</b>	<b>0</b>
<b>M0545-FY2025 MAINTENANCE BUILDING</b> Design and construct a maintenance building to support plant operations and facilities.	B	0	0	0	0	0	0	0	0	0
	G	0	0	0	0	0	0	0	0	0
	<b>Total</b>	<b>0</b>	<b>0</b>	<b>0</b>	<b>0</b>	<b>0</b>	<b>0</b>	<b>0</b>	<b>0</b>	<b>0</b>
<b>M0547-FY2026 CONTINUING EDUCATION BUILDING</b> Design and construct a new continuing education and workforce development facility of approximately 60,000 GSF to support noncredit courses, contract credit courses, and professional services to individuals, county agencies, and employers throughout the State of Maryland.	B	0	0	0	0	0	0	0	850	850
	G	0	0	0	0	0	0	0	850	850
	<b>Total</b>	<b>0</b>	<b>0</b>	<b>0</b>	<b>0</b>	<b>0</b>	<b>0</b>	<b>0</b>	<b>0</b>	<b>1,700</b>
<b>M0550-FY2017 SYSTEMIC RENOVATIONS</b> Address campuswide systemic renovations, deferred maintenance, and facility renewals.	B	10,456	1,000	11,456	1,000	1,000	1,000	1,000	2,000	17,456

**Howard County, MD**  
**FY 2023 Executive Proposed Capital Budget**  
**COMMUNITY COLLEGE PROJECTS**

Project Information	Funding Source	Prior Approp.	FY 2023	Total	FY 2024	FY 2025	FY 2026	FY 2027	FY 2028	Total
<b>M0550-FY2017 SYSTEMIC RENOVATIONS</b>	<b>Total</b>	<b>10,456</b>	<b>1,000</b>	<b>11,456</b>	<b>1,000</b>	<b>1,000</b>	<b>1,000</b>	<b>1,000</b>	<b>2,000</b>	<b>17,456</b>
Address campuswide systemic renovations, deferred maintenance, and facility renewals										
<b>COMMUNITY COLLEGE PROJECTS Total</b>		<b>115,661</b>	<b>30,588</b>	<b>146,249</b>	<b>27,693</b>	<b>1,000</b>	<b>1,000</b>	<b>1,000</b>	<b>3,700</b>	<b>180,642</b>

**Howard County, MD**  
**FY 2023 Executive Proposed Capital Budget (\$000)**  
**COMMUNITY COLLEGE PROJECTS**

	<b>Revenue Source</b>	<b>Prior Total</b>	<b>Current FY</b>	<b>Appropriation Total</b>
B	BONDS	58,190	15,794	73,984
CC	COLLEGE REVENUE BACKED BOND	7,717	0	7,717
G	GRANTS	43,754	14,794	58,548
O	OTHER SOURCES	6,000	0	6,000
<b>Total</b>		<b>115,661</b>	<b>30,588</b>	<b>146,249</b>



**Howard County, MD**  
**FY 2023 Executive Proposed 5 Year Capital Budget Project Type Summary**  
**COMMUNITY COLLEGE PROJECTS**

<b>Revenue Source</b>		<b>Prior Approp</b>	<b>Current FY</b>	<b>2024</b>	<b>2025</b>	<b>2026</b>	<b>2027</b>	<b>2028</b>	<b>Total</b>
B	BONDS	58,190	15,794	14,347	1,000	1,000	1,000	2,850	94,181
CC	COLLEGE REVENUE BACKED BOND	7,717	0	0	0	0	0	0	7,717
G	GRANTS	43,754	14,794	13,346	0	0	0	850	72,744
O	OTHER SOURCES	6,000	0	0	0	0	0	0	6,000
<b>Total</b>		<b>115,661</b>	<b>30,588</b>	<b>27,693</b>	<b>1,000</b>	<b>1,000</b>	<b>1,000</b>	<b>3,700</b>	<b>180,642</b>

# Fiscal 2023 Capital Budget

# COMMUNITY COLLEGE PROJECTS

## Project: M0536-FY2015 NURSING and ST BUILDING RENOVATIONS

### Description

Renovate the Nursing Building and ST Building of approximately 107,000 GSF following the move of health sciences programs and science, engineering and technology programs into their new buildings. Once the space currently occupied by health sciences and science and technology is vacated, renovations will need to occur to provide classrooms, labs, collaborative study areas, teaching and learning services, as well as administrative areas.

### Justification

The Nursing building was constructed in 1976 and is the second oldest building on campus. The building is connected to the ST building which was constructed in 1989. Currently, the buildings cannot support the demand for additional instructional spaces and is being used to its maximum capacity. This project is necessary following the move into the new buildings and will provide the necessary space for social sciences and teacher education divisions. It will also accommodate the center for service learning, teaching and learning services, honors center, faculty development center plus administrative offices. The college must expand its physical space and renovate its existing buildings in order to accommodate its students and staff.

### Remarks

There are no changes or amendments for this project. The project is completed and waiting for the state share reimbursement before it can be closed out.

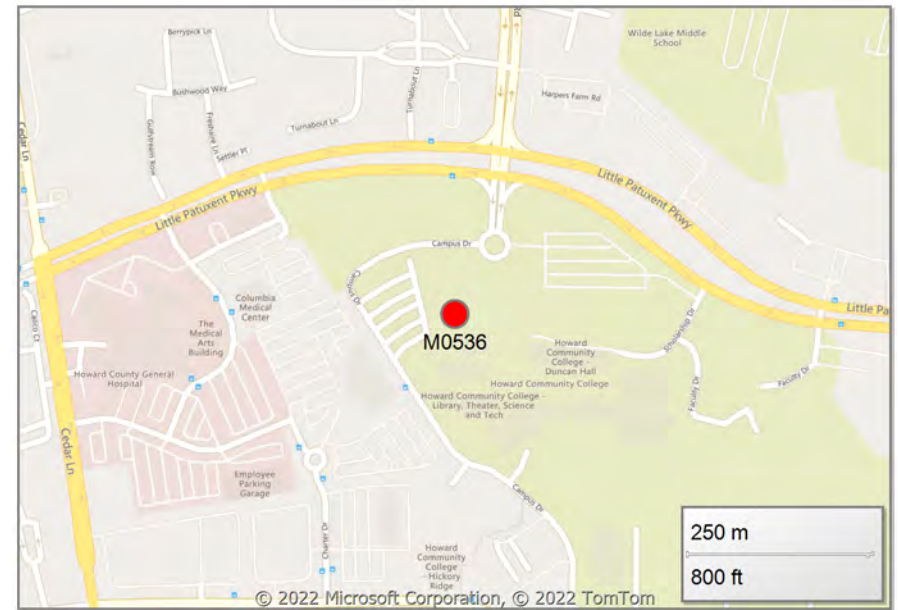
### Project Schedule

FY22 - Project is complete and will be closed out.  
There are no funds proposed for future fiscal years.

### Operating Budget Impact

The projected impact of the completed project on the current expense budget: no increase.

FY2023 Bonds - Annual Debt Service Payment	0
FY2023 Bonds - 20-Year Total Debt Service Payment	0
Total Project Bonds - Annual Debt Service Payment	1,707,140
Total Project Bonds - 20-Year Total Debt Service Payment	34,142,793



### Explanation of Changes

None.



# Fiscal 2023 Capital Budget

# COMMUNITY COLLEGE PROJECTS

## Project: M0536-FY2015 NURSING and ST BUILDING RENOVATIONS

(In Thousands)	Five Year Capital Program										Master Plan			
	Prior Appr.	FY2023 Budget	Appr. Total	Fiscal 2024	Fiscal 2025	Fiscal 2026	Fiscal 2027	Fiscal 2028	Sub Total	Fiscal 2029	Fiscal 2030	Fiscal 2031	Fiscal 2032	Total Project
PLANS & ENGINEERING	3,335	0	3,335	0	0	0	0	0	0	0	0	0	0	3,335
CONSTRUCTION	36,507	0	36,507	0	0	0	0	0	0	0	0	0	0	36,507
ADMINISTRATION	0	0	0	0	0	0	0	0	0	0	0	0	0	0
EQUIPMENT & FURNISHINGS	3,577	0	3,577	0	0	0	0	0	0	0	0	0	0	3,577
<b>Total Expenditures</b>	<b>43,419</b>	<b>0</b>	<b>43,419</b>	<b>0</b>	<b>0</b>	<b>0</b>	<b>0</b>	<b>0</b>	<b>0</b>	<b>0</b>	<b>0</b>	<b>0</b>	<b>0</b>	<b>43,419</b>
BONDS	22,358	0	22,358	0	0	0	0	0	0	0	0	0	0	22,358
GRANTS	21,061	0	21,061	0	0	0	0	0	0	0	0	0	0	21,061
<b>Total Funding</b>	<b>43,419</b>	<b>0</b>	<b>43,419</b>	<b>0</b>	<b>0</b>	<b>0</b>	<b>0</b>	<b>0</b>	<b>0</b>	<b>0</b>	<b>0</b>	<b>0</b>	<b>0</b>	<b>43,419</b>

**\$42,420,649 spent and encumbered through February 2022**

**\$42,094,574 spent and encumbered through February 2021**

**Project Status** FY22 - Project is complete and will be closed out in FY22.

There are no funds requested for the upcoming or future budget years.

FY 2022 Budget	43,419	0	<b>43,419</b>	0	0	0	0	0	<b>0</b>	0	0	0		<b>43,419</b>
Difference 2022 / 2023	0	0	<b>0</b>	0	0	0	0	0	<b>0</b>	0	0	0	0	<b>0</b>

None.

## Project: M0539-FY2020 MATHEMATICS AND ATHLETICS COMPLEX

### Description

Design and construct a new facility that will unite both academics and athletics. The facility is approximately 163,000 gross square feet and will accommodate mathematics, athletics, recreation, student services functions, food venue, and multi-purpose areas. Shared spaces will connect mathematics and athletics through instructional planning, tutoring, career counseling, and multi-functional programming. The fused complex will link student pursuits for the mind (mathematics), for the body (athletics), and for the spirit (wellness) that will serve as a central hub and provide critical space for student learning and engagement.

### Justification

A capital planning analysis and feasibility study recommended an innovative complex to house both academics and athletics. College and Career Readiness and College Completion Act requires students to complete their math sequence within the first 24 credits. Legislation, along with math enrollment trends and the dilapidated conditions of existing buildings, drive the college to identify this facility as critical. The project addresses programmatic issues for both math and athletics and enhances pedestrian connections to facilitate a more discernable linkage. It integrates math with north campus academic core. The complex will fuse academics and athletics in an innovative approach to promoting sound mind and body while meeting intellectual and physical needs of college community.

### Remarks

With consideration to the county and state debt capacities, the college proposed phasing this project over five years and split-fund the project. The college successfully navigated project challenges and complexities as a result of the coronavirus pandemic. The construction market encountered changes such as increases in material costs and the labor market. Efforts to close the budget gap through value engineering and early construction packages helped lock in bid pricing. The building was reorganized and efficiencies were gained resulting in the project aligning with the budget and remaining on schedule.

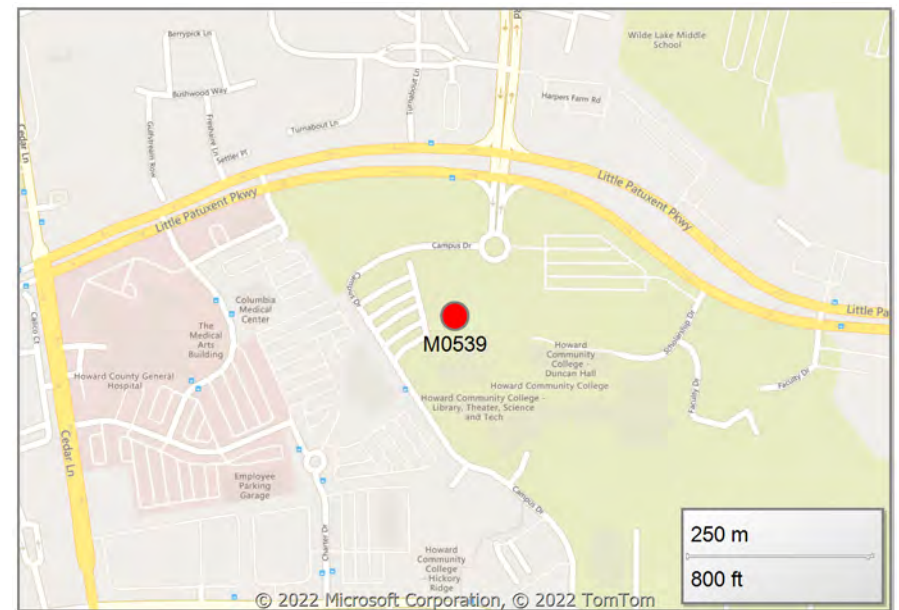
### Project Schedule

FY20 and FY21 - Design phase for new facility and FY21 - Construction phase.  
 FY22 - Construction phase.  
 FY23 - Construction phase and furniture and equipment.  
 FY24 - Construction final phase and furniture and equipment completion.  
 This project is proposed for completion in the fall 2024.

### Operating Budget Impact

The operations of this building will increase the operating budget by approximately \$21.25 per square foot. The projected impact of the completed project on the current expense budget: no increase until completed in 2024.

FY2023 Bonds - Annual Debt Service Payment	1,129,592
FY2023 Bonds - 20-Year Total Debt Service Payment	22,591,845
Total Project Bonds - Annual Debt Service Payment	3,881,418
Total Project Bonds - 20-Year Total Debt Service Payment	77,628,353



### Explanation of Changes

None.

# Fiscal 2023 Capital Budget

# COMMUNITY COLLEGE PROJECTS

## Project: M0539-FY2020 MATHEMATICS AND ATHLETICS COMPLEX

(In Thousands)	Five Year Capital Program									Master Plan				
	Prior Appr.	FY2023 Budget	Appr. Total	Fiscal 2024	Fiscal 2025	Fiscal 2026	Fiscal 2027	Fiscal 2028	Sub Total	Fiscal 2029	Fiscal 2030	Fiscal 2031	Fiscal 2032	Total Project
PLANS & ENGINEERING	8,470	0	8,470	0	0	0	0	0	0	0	0	0	0	8,470
CONSTRUCTION	36,916	27,688	64,604	23,493	0	0	0	0	23,493	0	0	0	0	88,097
ADMINISTRATION	0	0	0	0	0	0	0	0	0	0	0	0	0	0
EQUIPMENT & FURNISHINGS	0	1,900	1,900	3,200	0	0	0	0	3,200	0	0	0	0	5,100
<b>Total Expenditures</b>	<b>45,386</b>	<b>29,588</b>	<b>74,974</b>	<b>26,693</b>	<b>0</b>	<b>0</b>	<b>0</b>	<b>0</b>	<b>26,693</b>	<b>0</b>	<b>0</b>	<b>0</b>	<b>0</b>	<b>101,667</b>
BONDS	22,693	14,794	37,487	13,347	0	0	0	0	13,347	0	0	0	0	50,834
GRANTS	22,693	14,794	37,487	13,346	0	0	0	0	13,346	0	0	0	0	50,833
<b>Total Funding</b>	<b>45,386</b>	<b>29,588</b>	<b>74,974</b>	<b>26,693</b>	<b>0</b>	<b>0</b>	<b>0</b>	<b>0</b>	<b>26,693</b>	<b>0</b>	<b>0</b>	<b>0</b>	<b>0</b>	<b>101,667</b>

**\$13,071,688 spent and encumbered through February 2022**

**\$3,468,402 spent and encumbered through February 2021**

**Project Status** Design is complete and the project is in the construction phase. The contractor is progressing with the first phase of construction and the project is on schedule and within budget. The proposed use of funds for the upcoming budget year includes the continuation of construction and the first allocation of furniture and equipment. Construction is being phased and split-funded over four fiscal years from FY21-FY24. Furniture and equipment is proposed for procurement beginning in FY23 and completed in FY24.

FY 2022 Budget	45,386	29,588	<b>74,974</b>	26,693	0	0	0	0	<b>26,693</b>	0	0	0		<b>101,667</b>
Difference 2022 / 2023	0	0	<b>0</b>	0	0	0	0	0	<b>0</b>	0	0	0	0	<b>0</b>

None.

## Project: M0542-FY2016 CAMPUS ROADWAYS and PARKING

### Description

Provide required modifications to campus roadways and parking to accommodate necessary changes to vehicular and pedestrian traffic patterns. Upgrade the existing roadway infrastructure to accommodate the college's current and projected enrollment growth. Provide future parking facilities to address parking shortages on campus.

### Justification

The college must upgrade its campus roadways to provide safe driving conditions and address state and local codes and compliance. The college strives to keep automobile traffic on the periphery of campus to promote safety and provide a vehicular-free learning environment. This project will address ongoing roadway improvements as well as parking requirements for the college.

### Remarks

The college will propose split-funding construction for this project as eligible. Funds listed as other are provided by the college. Funds listed as CC Bonds are county general obligation bonds that are paid for with funds from the college. The source of these funds is through college fund balances, student fees, and the operating budget.

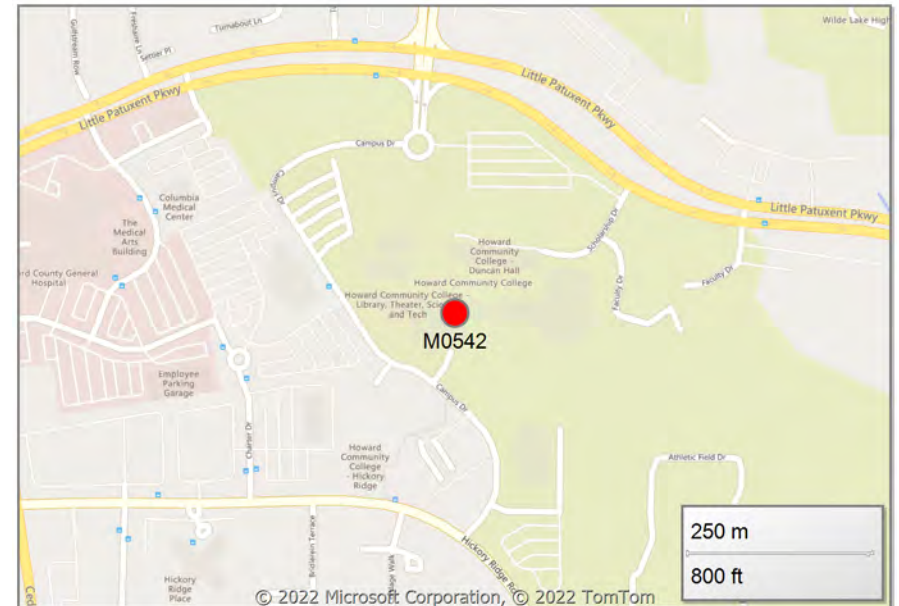
### Project Schedule

FY30 - Design phase for the north garage of 750 spaces.  
 FY31 - Construction phase for the north garage of 750 spaces.  
 Project completion proposed in spring 2032.

### Operating Budget Impact

The projected impact of the completed project on the current expense budget: no increase.

FY2023 Bonds - Annual Debt Service Payment	0
FY2023 Bonds - 20-Year Total Debt Service Payment	0
Total Project Bonds - Annual Debt Service Payment	1,561,455
Total Project Bonds - 20-Year Total Debt Service Payment	31,229,095



### Explanation of Changes

None.

# Fiscal 2023 Capital Budget

# COMMUNITY COLLEGE PROJECTS

## Project: M0542-FY2016 CAMPUS ROADWAYS and PARKING

(In Thousands)	Five Year Capital Program									Master Plan				
	Prior Appr.	FY2023 Budget	Appr. Total	Fiscal 2024	Fiscal 2025	Fiscal 2026	Fiscal 2027	Fiscal 2028	Sub Total	Fiscal 2029	Fiscal 2030	Fiscal 2031	Fiscal 2032	Total Project
PLANS & ENGINEERING	2,200	0	2,200	0	0	0	0	0	0	0	1,600	0	0	3,800
CONSTRUCTION	14,200	0	14,200	0	0	0	0	0	0	0	0	18,500	0	32,700
<b>Total Expenditures</b>	<b>16,400</b>	<b>0</b>	<b>16,400</b>	<b>0</b>	<b>0</b>	<b>0</b>	<b>0</b>	<b>0</b>	<b>0</b>	<b>0</b>	<b>1,600</b>	<b>18,500</b>	<b>0</b>	<b>36,500</b>
BONDS	2,683	0	2,683	0	0	0	0	0	0	0	800	9,250	0	12,733
COLLEGE REVENUE BACKED BOND	7,717	0	7,717	0	0	0	0	0	0	0	0	0	0	7,717
GRANTS	0	0	0	0	0	0	0	0	0	0	800	9,250	0	10,050
OTHER SOURCES	6,000	0	6,000	0	0	0	0	0	0	0	0	0	0	6,000
<b>Total Funding</b>	<b>16,400</b>	<b>0</b>	<b>16,400</b>	<b>0</b>	<b>0</b>	<b>0</b>	<b>0</b>	<b>0</b>	<b>0</b>	<b>0</b>	<b>1,600</b>	<b>18,500</b>	<b>0</b>	<b>36,500</b>

**\$16,400,000 spent and encumbered through February 2022**

**\$16,400,000 spent and encumbered through February 2021**

**Project Status** There are no funds requested in the upcoming budget year. The next parking project is proposed for FY30.

FY 2022 Budget	16,400	0	<b>16,400</b>	0	0	0	0	1,600	<b>1,600</b>	18,500	0	0		<b>36,500</b>
Difference 2022 / 2023	0	0	<b>0</b>	0	0	0	0	(1,600)	<b>(1,600)</b>	(18,500)	1,600	18,500	0	<b>0</b>

There are no changes in the upcoming budget request. Design was moved from FY28 to FY30.

## Project: M0545-FY2025 MAINTENANCE BUILDING

### Description

Design and construct a maintenance building to support plant operations and facilities. As the college continues to grow, the campus maintenance area must also expand. The college's utilities also need to be upgraded to support future buildings and load requirements. This project will help increase efficiency between the utility plant and the maintenance building. It will assist the college in developing cost-savings programs that will enhance building efficiency and ultimately decrease operating costs.

### Justification

In order to properly service campus buildings, infrastructure, and the college community, a maintenance building is needed. With the continued growth, the current area can no longer accommodate the demand. A proper maintenance and plant operations facility is required. Plant operations and maintenance also assure the cleanliness of all college facilities and grounds to sustain an environment conducive to learning. A new facility is required to provide responsive, reliable, and cost-effective services for a safe and comfortable environment for college students, faculty, and staff.

### Remarks

With consideration to the county and state debt capacities, the college will split-fund construction as available.

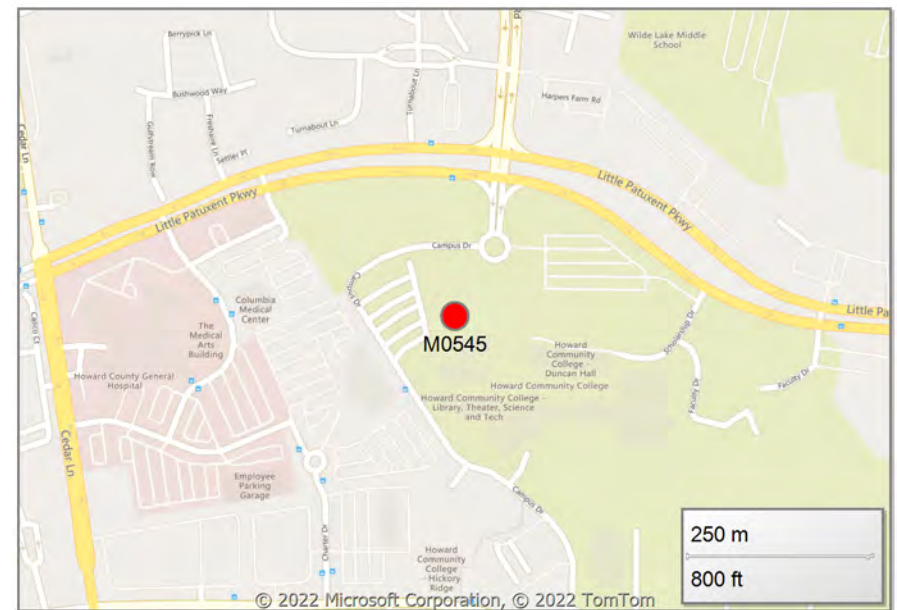
### Project Schedule

- FY30 - Design new facility.
  - FY31 - Construct new facility.
  - FY32 - Furnish and equip new facility.
- The project is proposed for completion in spring 2032.

### Operating Budget Impact

The operations of this building will increase the operating budget by approximately \$21.25 per square foot. The projected impact of the completed project on the current expense budget: no increase until completed in FY32.

FY2023 Bonds - Annual Debt Service Payment	0
FY2023 Bonds - 20-Year Total Debt Service Payment	0
Total Project Bonds - Annual Debt Service Payment	225,247
Total Project Bonds - 20-Year Total Debt Service Payment	4,504,931



### Explanation of Changes

None.

# Fiscal 2023 Capital Budget

# COMMUNITY COLLEGE PROJECTS

## Project: M0545-FY2025 MAINTENANCE BUILDING

(In Thousands)				Five Year Capital Program						Master Plan				
Appropriation Object Class	Prior Appr.	FY2023 Budget	Appr. Total	Fiscal 2024	Fiscal 2025	Fiscal 2026	Fiscal 2027	Fiscal 2028	Sub Total	Fiscal 2029	Fiscal 2030	Fiscal 2031	Fiscal 2032	Total Project
PLANS & ENGINEERING	0	0	0	0	0	0	0	0	0	0	500	0	0	500
CONSTRUCTION	0	0	0	0	0	0	0	0	0	0	0	3,900	0	3,900
EQUIPMENT & FURNISHINGS	0	0	0	0	0	0	0	0	0	0	0	0	1,500	1,500
<b>Total Expenditures</b>	<b>0</b>	<b>0</b>	<b>0</b>	<b>0</b>	<b>0</b>	<b>0</b>	<b>0</b>	<b>0</b>	<b>0</b>	<b>0</b>	<b>500</b>	<b>3,900</b>	<b>1,500</b>	<b>5,900</b>
BONDS	0	0	0	0	0	0	0	0	0	0	250	1,950	750	2,950
GRANTS	0	0	0	0	0	0	0	0	0	0	250	1,950	750	2,950
<b>Total Funding</b>	<b>0</b>	<b>0</b>	<b>0</b>	<b>0</b>	<b>0</b>	<b>0</b>	<b>0</b>	<b>0</b>	<b>0</b>	<b>0</b>	<b>500</b>	<b>3,900</b>	<b>1,500</b>	<b>5,900</b>

**\$0 spent and encumbered through February 2022**

**\$0 spent and encumbered through February 2021**

**Project Status** There are no funds requested in the upcoming budget year. Design is proposed for FY30.

FY 2022 Budget	0	0	<b>0</b>	0	0	0	0	500	<b>500</b>	3,900	1,500	0		<b>5,900</b>
Difference 2022 / 2023	0	0	<b>0</b>	0	0	0	0	(500)	<b>(500)</b>	(3,900)	-1,000	3,900	1,500	<b>0</b>

There are no changes in the upcoming budget request. Design was moved from FY28 to FY30.

## Project: M0547-FY2026 CONTINUING EDUCATION BUILDING

### Description

Design and construct a new continuing education and workforce development facility of approximately 60,000 GSF to support noncredit courses, contract credit courses, and professional services to individuals, county agencies, and employers throughout the State of Maryland.

### Justification

Continuing education provides special services to the community as well as county and state agencies such as workforce development and contract training (credit and noncredit) in business management, healthcare, advanced technology, and other areas. Courses and programs are offered in a variety of formats and held at various sites throughout Howard County including the public schools, the Howard County Innovation Center, and Laurel College Center. A new building is required to ensure that the college continues to provide quality services to its students and the community.

### Remarks

With consideration to the county and state debt capacities, the college will split-fund construction as available.

### Project Schedule

FY28 - Plan and design new building.

FY29 - Construct new building.

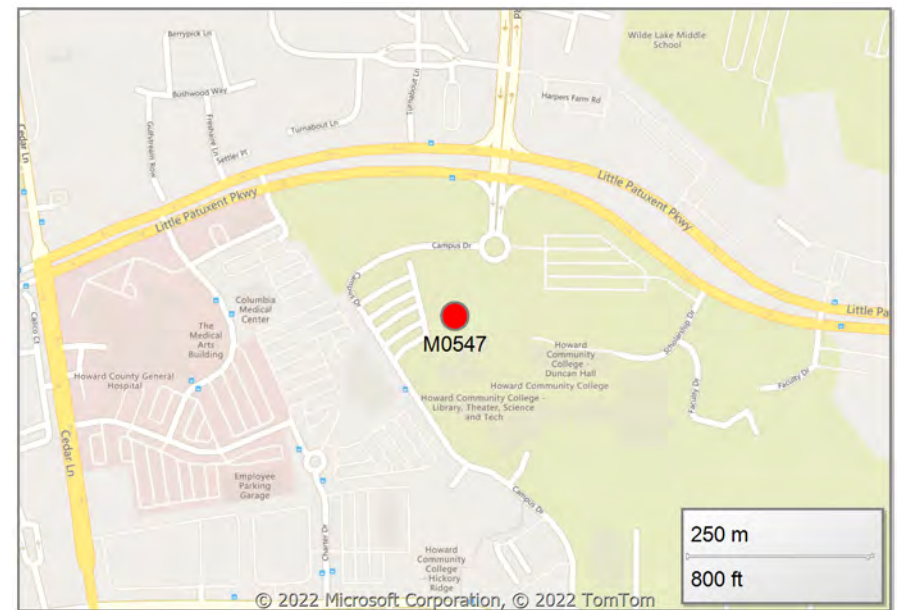
FY30 - Furnish and equip new building.

This project is proposed for completion in spring 2030.

### Operating Budget Impact

The operations of this building will increase the operating budget by approximately \$21.25 per square foot. The projected impact of the completed project on the current expense budget: no increase until completed in FY30.

FY2023 Bonds - Annual Debt Service Payment	0
FY2023 Bonds - 20-Year Total Debt Service Payment	0
Total Project Bonds - Annual Debt Service Payment	858,991
Total Project Bonds - 20-Year Total Debt Service Payment	17,179,820



### Explanation of Changes

None.



# Fiscal 2023 Capital Budget

# COMMUNITY COLLEGE PROJECTS

## Project: M0547-FY2026 CONTINUING EDUCATION BUILDING

(In Thousands)				Five Year Capital Program						Master Plan				
Appropriation Object Class	Prior Appr.	FY2023 Budget	Appr. Total	Fiscal 2024	Fiscal 2025	Fiscal 2026	Fiscal 2027	Fiscal 2028	Sub Total	Fiscal 2029	Fiscal 2030	Fiscal 2031	Fiscal 2032	Total Project
PLANS & ENGINEERING	0	0	0	0	0	0	0	1,700	1,700	0	0	0	0	1,700
CONSTRUCTION	0	0	0	0	0	0	0	0	0	17,600	0	0	0	17,600
EQUIPMENT & FURNISHINGS	0	0	0	0	0	0	0	0	0	0	3,200	0	0	3,200
<b>Total Expenditures</b>	<b>0</b>	<b>0</b>	<b>0</b>	<b>0</b>	<b>0</b>	<b>0</b>	<b>0</b>	<b>1,700</b>	<b>1,700</b>	<b>17,600</b>	<b>3,200</b>	<b>0</b>	<b>0</b>	<b>22,500</b>
BONDS	0	0	0	0	0	0	0	850	850	8,800	1,600	0	0	11,250
GRANTS	0	0	0	0	0	0	0	850	850	8,800	1,600	0	0	11,250
<b>Total Funding</b>	<b>0</b>	<b>0</b>	<b>0</b>	<b>0</b>	<b>0</b>	<b>0</b>	<b>0</b>	<b>1,700</b>	<b>1,700</b>	<b>17,600</b>	<b>3,200</b>	<b>0</b>	<b>0</b>	<b>22,500</b>

**\$0 spent and encumbered through February 2022**

**\$0 spent and encumbered through February 2021**

**Project Status** There are no funds requested in the upcoming budget year. Design is proposed for FY28.

FY 2022 Budget	0	0	<b>0</b>	0	0	0	0	1,700	<b>1,700</b>	17,600	3,200	0		<b>22,500</b>
Difference 2022 / 2023	0	0	<b>0</b>	0	0	0	0	0	<b>0</b>	0	0	0	0	<b>0</b>

None.

# Fiscal 2023 Capital Budget

# COMMUNITY COLLEGE PROJECTS

## Project: M0550-FY2017 SYSTEMIC RENOVATIONS

### Description

Address campuswide systemic renovations, deferred maintenance, and facility renewals. The project includes improvements to the college's physical plant, maintenance and repairs, facility modifications, as well as safety and code compliance at all college campuses.

### Justification

The project was formerly known as Safety Compliance and Facility Renewals. It includes renovations and upgrades to address ADA requirements, life safety issues, code compliance, critical deferred maintenance and facility renewals.

### Remarks

The college prioritizes and schedules its renovation needs as documented in the facilities condition assessment, facilities master plan, and identified by the renovations assessment committee.

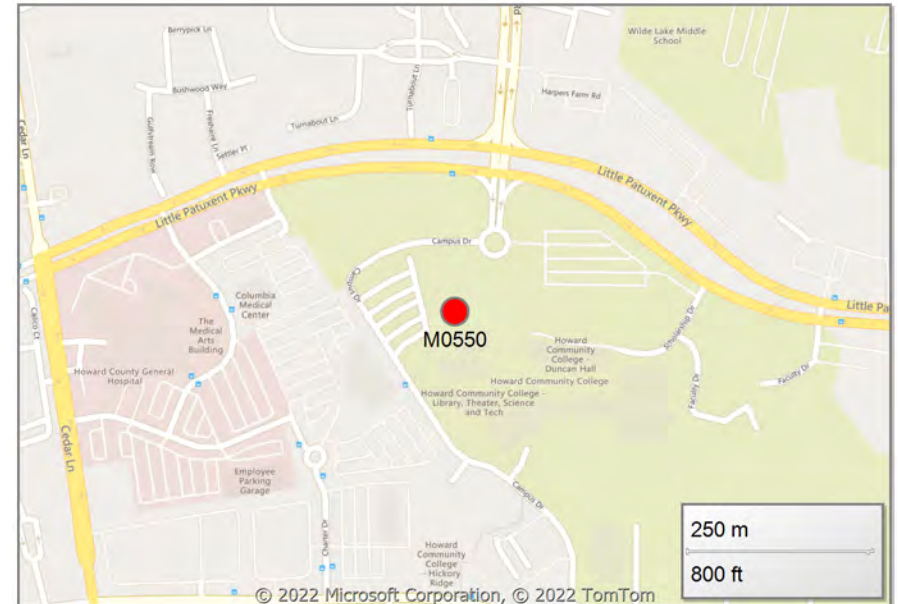
### Project Schedule

FY22-FY31 - The project includes phased deferred maintenance, major interior improvements, athletic enhancements and associated site improvements, Café on the Quad upgrades, phased signage installation, systemic renovations, and necessary modifications to all college buildings, facilities, and campuses.

### Operating Budget Impact

The projected impact of the completed project on the current expense budget: no increase.

FY2023 Bonds - Annual Debt Service Payment	76,355
FY2023 Bonds - 20-Year Total Debt Service Payment	1,527,095
Total Project Bonds - Annual Debt Service Payment	1,790,977
Total Project Bonds - 20-Year Total Debt Service Payment	35,819,543



### Explanation of Changes

None.

# Fiscal 2023 Capital Budget

# COMMUNITY COLLEGE PROJECTS

## Project: M0550-FY2017 SYSTEMIC RENOVATIONS

(In Thousands)	Five Year Capital Program									Master Plan				
	Prior Appr.	FY2023 Budget	Appr. Total	Fiscal 2024	Fiscal 2025	Fiscal 2026	Fiscal 2027	Fiscal 2028	Sub Total	Fiscal 2029	Fiscal 2030	Fiscal 2031	Fiscal 2032	Total Project
PLANS & ENGINEERING	0	0	0	0	0	0	0	0	0	0	0	0	0	0
CONSTRUCTION	10,456	1,000	11,456	1,000	1,000	1,000	1,000	2,000	6,000	2,000	2,000	2,000	0	23,456
ADMINISTRATION	0	0	0	0	0	0	0	0	0	0	0	0	0	0
<b>Total Expenditures</b>	<b>10,456</b>	<b>1,000</b>	<b>11,456</b>	<b>1,000</b>	<b>1,000</b>	<b>1,000</b>	<b>1,000</b>	<b>2,000</b>	<b>6,000</b>	<b>2,000</b>	<b>2,000</b>	<b>2,000</b>	<b>0</b>	<b>23,456</b>
BONDS	10,456	1,000	11,456	1,000	1,000	1,000	1,000	2,000	6,000	2,000	2,000	2,000	0	23,456
<b>Total Funding</b>	<b>10,456</b>	<b>1,000</b>	<b>11,456</b>	<b>1,000</b>	<b>1,000</b>	<b>1,000</b>	<b>1,000</b>	<b>2,000</b>	<b>6,000</b>	<b>2,000</b>	<b>2,000</b>	<b>2,000</b>	<b>0</b>	<b>23,456</b>

**\$9,499,008 spent and encumbered through February 2022**

**\$7,940,865 spent and encumbered through February 2021**

**Project Status** FY22 - The projects for this fiscal year included the design and construction of deferred maintenance, major interior improvements, and athletic field resurfacing with site improvements and fencing.

FY23 - The proposed use of funds for the upcoming budget includes deferred maintenance, major interior improvements, café upgrades, and phased signage installation.

FY 2022 Budget	10,456	1,000	<b>11,456</b>	1,000	1,000	1,000	1,000	2,000	<b>6,000</b>	2,000	2,000	2,000		<b>23,456</b>
Difference 2022 / 2023	0	0	<b>0</b>	0	0	0	0	0	<b>0</b>	0	0	0	0	<b>0</b>

None.



**Howard County, MD**  
**FY 2023 Executive Proposed Capital Budget**  
**RECREATION AND PARKS**

Project Information	Funding Source	Prior Approp.	FY 2023	Total	FY 2024	FY 2025	FY 2026	FY 2027	FY 2028	Total
<b>N3102-FY2000 BLANDAIR REGIONAL PARK</b>	B	27,778	0	27,778	0	0	0	0	0	27,778
A project to master plan, design, and construct a 298-acre regional park, and restore the 19th century Blandair Mansion and out-buildings located off of MD175 in Columbia.	G	9,565	0	9,565	0	0	0	800	0	10,365
	T	1,830	1,300	3,130	0	0	0	0	7,500	10,630
	<b>Total</b>	<b>39,173</b>	<b>1,300</b>	<b>40,473</b>	<b>0</b>	<b>0</b>	<b>0</b>	<b>800</b>	<b>7,500</b>	<b>48,773</b>
<b>N3108-FY2004 PARK SYSTEMIC IMPROVEMENTS</b>	B	14,350	0	14,350	0	0	0	0	0	14,350
This project will provide replacement of all types of park facilities and related engineering to include equipment or building elements which have deteriorated beyond routine maintenance efforts.	G	10,696	1,900	12,596	1,000	1,000	1,000	1,000	1,250	17,846
	O	79	0	79	0	0	0	0	0	79
	P	1,145	0	1,145	0	0	0	0	0	1,145
	T	17,344	3,975	21,319	2,000	4,500	4,550	2,550	2,500	37,419
	<b>Total</b>	<b>43,614</b>	<b>5,875</b>	<b>49,489</b>	<b>3,000</b>	<b>5,500</b>	<b>5,550</b>	<b>3,550</b>	<b>3,750</b>	<b>70,839</b>
<b>N3109-FY2004 PARKS RESURFACING PROGRAM</b>	B	200	0	200	0	0	0	0	0	200
A project to fund roadways, pathways, trails, parking lots, playgrounds and game court resurfacing, replacement and additions within the County's park system.	G	199	300	499	300	300	300	300	0	1,699
	P	340	0	340	0	0	0	0	0	340
	T	9,473	1,000	10,473	1,000	1,000	1,000	750	750	14,973
	<b>Total</b>	<b>10,212</b>	<b>1,300</b>	<b>11,512</b>	<b>1,300</b>	<b>1,300</b>	<b>1,300</b>	<b>1,050</b>	<b>750</b>	<b>17,212</b>
<b>N3940-FY2000 NORTH LAUREL PARK</b>	B	5,461	0	5,461	0	0	0	0	0	5,461
A project to design and construct a 51-acre park and swimming pool lying northeast of North Laurel Road and Washington Avenue.	D	30	0	30	0	0	0	0	0	30
	G	1,241	0	1,241	0	0	0	0	0	1,241
	T	294	0	294	0	0	0	0	0	294
	<b>Total</b>	<b>7,026</b>	<b>0</b>	<b>7,026</b>	<b>0</b>	<b>0</b>	<b>0</b>	<b>0</b>	<b>0</b>	<b>7,026</b>
<b>N3953-FY2000 CENTENNIAL LAKE RESTORATION</b>	B	21	0	21	0	0	0	0	0	21
A project to design and construct improvements to Centennial Lake to include dredging, artificial aeration, and shoreline stabilization.	P	66	0	66	0	0	0	0	0	66
	<b>Total</b>	<b>87</b>	<b>0</b>	<b>87</b>	<b>0</b>	<b>0</b>	<b>0</b>	<b>0</b>	<b>0</b>	<b>87</b>

**Howard County, MD**  
**FY 2023 Executive Proposed Capital Budget**  
**RECREATION AND PARKS**

Project Information	Funding Source	Prior Approp.	FY 2023	Total	FY 2024	FY 2025	FY 2026	FY 2027	FY 2028	Total
<b>N3957-FY2003 TROY PARK &amp; HISTORIC REHABILITATION</b> A project to acquire an additional 5 acres, rehabilitate an 1820 historic house, and design and construct a 106-acre Regional Park and Community Center Athletic Complex at MD100 and US1.	B	20,085	0	20,085	0	0	0	15,000	0	35,085
	G	5,293	0	5,293	0	0	0	0	0	5,293
	O	105	0	105	0	0	0	0	0	105
	T	1,547	258	1,805	300	0	2,500	0	0	4,605
	<b>Total</b>	<b>27,030</b>	<b>258</b>	<b>27,288</b>	<b>300</b>	<b>0</b>	<b>2,500</b>	<b>15,000</b>	<b>0</b>	<b>45,088</b>
<b>N3958-FY2003 HISTORIC STRUCTURES REHABILITATION</b> This project creates a fund for the preservation and rehabilitation of historic properties under the management of the Department of Recreation and Parks.	B	1,515	0	1,515	0	0	0	0	0	1,515
	G	490	650	1,140	0	0	0	0	0	1,140
	O	4,012	0	4,012	0	0	0	0	0	4,012
	P	222	0	222	0	0	0	0	0	222
	T	5,171	800	5,971	150	150	150	150	150	6,721
<b>Total</b>	<b>11,410</b>	<b>1,450</b>	<b>12,860</b>	<b>150</b>	<b>150</b>	<b>150</b>	<b>150</b>	<b>150</b>	<b>150</b>	<b>13,610</b>
<b>N3959-FY2005 PATAPSCO FEMALE INSTITUTE SITE WORK</b> A project to design and construct site improvements related to the historic Patapsco Female Institute located on Sarah's Lane in Ellicott City.	B	1,150	0	1,150	0	0	0	0	0	1,150
	T	987	200	1,187	0	0	0	0	0	1,187
	<b>Total</b>	<b>2,137</b>	<b>200</b>	<b>2,337</b>	<b>0</b>	<b>0</b>	<b>0</b>	<b>0</b>	<b>0</b>	<b>2,337</b>
<b>N3960-FY2006 ROBINSON PROPERTY NATURE CENTER</b> A project to design and construct a nature center and related site improvements on the former Robinson property located at Cedar Lane and Harriet Tubman Lane.	B	12,355	0	12,355	0	0	0	0	0	12,355
	G	2,664	0	2,664	0	0	0	0	0	2,664
	O	1,100	0	1,100	0	0	0	0	0	1,100
	T	2,184	0	2,184	0	0	0	0	0	2,184
	<b>Total</b>	<b>18,303</b>	<b>0</b>	<b>18,303</b>	<b>0</b>	<b>0</b>	<b>0</b>	<b>0</b>	<b>0</b>	<b>0</b>

**Howard County, MD**  
**FY 2023 Executive Proposed Capital Budget**  
**RECREATION AND PARKS**

Project Information	Funding Source	Prior Approp.	FY 2023	Total	FY 2024	FY 2025	FY 2026	FY 2027	FY 2028	Total
<b>N3962-FY2008 CENTENNIAL PARK IMPROVEMENTS</b>	G	215	0	215	0	0	0	0	0	215
This project consists of improvements to Centennial Park to include replacement of field lights, synthetic turf field, expanded parking, pond-to-stream retrofit, stream bank stabilization, maintenance shop, office addition, boat rental expansion, roadway, parking repairs and upgrades, and new signage.	T	964	0	964	0	0	0	300	0	1,264
	<b>Total</b>	<b>1,179</b>	<b>0</b>	<b>1,179</b>	<b>0</b>	<b>0</b>	<b>0</b>	<b>300</b>	<b>0</b>	<b>1,479</b>
<hr/>										
<b>N3963-FY2009 PATHWAY and TRAIL REHAB and EXPANSION</b>	B	478	0	478	0	0	0	0	0	478
A project to rehabilitate and expand the existing pathway and trail systems which currently extends from Savage Park through Columbia to Dorsey's Search and throughout the County.	G	2,167	250	2,417	0	0	0	0	0	2,417
	P	200	0	200	0	0	0	0	0	200
	T	2,460	300	2,760	400	250	250	250	250	4,160
	<b>Total</b>	<b>5,305</b>	<b>550</b>	<b>5,855</b>	<b>400</b>	<b>250</b>	<b>250</b>	<b>250</b>	<b>250</b>	<b>7,255</b>
	<hr/>									
<b>N3967-FY2007 SOUTH BRANCH PARK</b>	B	800	0	800	0	0	0	0	0	800
A project to design and construct a seven-acre park located at Old West Friendship Road and the Patapsco River just south of Sykesville.	G	100	0	100	0	0	0	0	0	100
	O	58	0	58	0	0	0	0	0	58
	P	10	0	10	0	0	0	0	0	10
	T	550	0	550	0	0	0	0	0	550
	<b>Total</b>	<b>1,518</b>	<b>0</b>	<b>1,518</b>	<b>0</b>	<b>0</b>	<b>0</b>	<b>0</b>	<b>0</b>	<b>1,518</b>
<hr/>										
<b>N3971-FY2009 FOREST CONSERVATION MITIGATION EASEMENT PGM</b>	O	2,500	0	2,500	0	0	0	0	0	2,500
A project to conserve or create forested areas within the County through the use of developer fees in accordance with local and State forest mitigation requirements.	<b>Total</b>	<b>2,500</b>	<b>0</b>	<b>2,500</b>	<b>0</b>	<b>0</b>	<b>0</b>	<b>0</b>	<b>0</b>	<b>2,500</b>

**Howard County, MD**  
**FY 2023 Executive Proposed Capital Budget**  
**RECREATION AND PARKS**

Project Information	Funding Source	Prior Approp.	FY 2023	Total	FY 2024	FY 2025	FY 2026	FY 2027	FY 2028	Total
<b>N3972-FY2011 DEFAULTED FOREST CONSERVATION and LANDSCAPING</b>	D	925	0	925	0	0	0	0	0	925
	<b>Total</b>	<b>925</b>	<b>0</b>	<b>925</b>	<b>0</b>	<b>0</b>	<b>0</b>	<b>0</b>	<b>0</b>	<b>925</b>
A project to provide for planting of shrubs and trees, as necessary, in a subdivision or site where a developer failed to install the forest conservation improvements and landscape improvements in accordance with the approved forest conservation plan, landscape plan and developer agreement.										
<b>N3973-FY2014 EAST COLUMBIA LIBRARY ATHLETIC FIELD and SITE IMPROVEMENTS</b>	B	200	0	200	0	0	0	0	0	200
	T	0	0	0	5,000	0	0	0	0	5,000
	<b>Total</b>	<b>200</b>	<b>0</b>	<b>200</b>	<b>5,000</b>	<b>0</b>	<b>0</b>	<b>0</b>	<b>0</b>	<b>5,200</b>
A project to upgrade the athletic fields at East Columbia Library, located off of Cradlerock Way in Columbia.										
<b>N3976-FY2025 SOUTH FULTON PARK</b>	T	0	0	0	0	0	0	200	500	700
	<b>Total</b>	<b>0</b>	<b>0</b>	<b>0</b>	<b>0</b>	<b>0</b>	<b>0</b>	<b>200</b>	<b>500</b>	<b>700</b>
A project to master plan, design and construct an 84-acre community park located off of MD29 and Murphy Road, north of the Patuxent River.										
<b>N3977-FY2019 KIWANIS PARK EXTENSION</b>	B	180	0	180	0	0	0	0	0	180
	O	235	0	235	0	0	0	0	0	235
	T	155	0	155	0	0	0	200	500	855
	<b>Total</b>	<b>570</b>	<b>0</b>	<b>570</b>	<b>0</b>	<b>0</b>	<b>0</b>	<b>200</b>	<b>500</b>	<b>1,270</b>
A project to master plan, design and construct an additional 30-acre site adjacent to the existing Kiwanis Park and to improve the existing park site.										
<b>N3978-FY2018 PARKLAND ACQUISITION PROGRAM</b>	G	8,156	1,700	9,856	1,300	1,300	1,300	1,300	1,300	16,356
	O	531	0	531	0	0	0	0	0	531
	T	150	6,100	6,250	0	0	0	0	0	6,250
	<b>Total</b>	<b>8,837</b>	<b>7,800</b>	<b>16,637</b>	<b>1,300</b>	<b>1,300</b>	<b>1,300</b>	<b>1,300</b>	<b>1,300</b>	<b>23,137</b>
This project establishes a fund for Countywide parkland acquisition and related expenses.										
<b>N3979 - FY2023 SHIPLEY PARK</b>	G	0	200	200	0	0	0	0	0	200
	T	0	67	67	0	0	0	0	0	67
	<b>Total</b>	<b>0</b>	<b>267</b>	<b>267</b>	<b>0</b>	<b>0</b>	<b>0</b>	<b>0</b>	<b>0</b>	<b>267</b>
A project to master plan, design and construct a 25-acre community park on the former Coles property located at 12155 and 12195 Old Frederick Road in Marriottsville.										



---

**RECREATION AND PARKS Total**

**180,026**

**19,000**

**199,026**

**11,450**

**8,500**

**11,050**

**22,800**

**14,700**

**267,526**

**Howard County, MD**  
**FY 2023 Executive Proposed Capital Budget (\$000)**  
**RECREATION AND PARKS**

	<b>Revenue Source</b>	<b>Prior Total</b>	<b>Current FY</b>	<b>Appropriation Total</b>
B	BONDS	84,573	0	84,573
D	DEVELOPER CONTRIBUTION	955	0	955
G	GRANTS	40,786	5,000	45,786
O	OTHER SOURCES	8,620	0	8,620
P	PAY AS YOU GO	1,983	0	1,983
T	TRANSFER TAX	43,109	14,000	57,109
<b>Total</b>		<b>180,026</b>	<b>19,000</b>	<b>199,026</b>

**Howard County, MD**  
**FY 2023 Executive Proposed 5 Year Capital Budget Project Type Summary**  
**RECREATION AND PARKS**

<b>Revenue Source</b>		<b>Prior Approp</b>	<b>Current FY</b>	<b>2024</b>	<b>2025</b>	<b>2026</b>	<b>2027</b>	<b>2028</b>	<b>Total</b>
B	BONDS	84,573	0	0	0	0	15,000	0	99,573
D	DEVELOPER CONTRIBUTION	955	0	0	0	0	0	0	955
G	GRANTS	40,786	5,000	2,600	2,600	2,600	3,400	2,550	59,536
O	OTHER SOURCES	8,620	0	0	0	0	0	0	8,620
P	PAY AS YOU GO	1,983	0	0	0	0	0	0	1,983
T	TRANSFER TAX	43,109	14,000	8,850	5,900	8,450	4,400	12,150	96,859
<b>Total</b>		<b>180,026</b>	<b>19,000</b>	<b>11,450</b>	<b>8,500</b>	<b>11,050</b>	<b>22,800</b>	<b>14,700</b>	<b>267,526</b>

# Fiscal 2023 Capital Budget

# RECREATION AND PARKS

## Project: N3102-FY2000 BLANDAIR REGIONAL PARK

### Description

A project to master plan, design, and construct a 298-acre regional park, and restore the 19th century Blandair Mansion and out-buildings located off of MD175 in Columbia.

### Justification

Project identified in the 2005, 2012 and 2017 Land Preservation, Parks and Recreation Plans, is endorsed by the Recreation and Parks Advisory Board, and the Blandair Planning Committee.

### Remarks

1. Prior funds: \$1,475,000 in State Bond Bill. FY11-\$219,000, FY12-\$438,000, FY13-\$440,000 and FY14-\$1,443,000 in Program Open Space funds.
2. FY18-Grant revenue adjustment (\$1,013,000).
3. FY19-Funds for the continued construction of Phase III, the start of Phase IV design. Phase IV construction cannot begin until bridge construction over RT 175 is completed. Program Open Space development funding - \$2,565,000.
4. FY21-Project is being funded by \$2,276,000 in POS funds. The budget was increased by \$200,000 for the construction of Phase VI, not including the indoor athletic complex bldg.
5. FY22-Reduction of \$304,299.50 in POS Grants to \$1,971,700.50 for FY21 POS funding adjustment.
6. FY23-Request \$1,300,000 in T-Tax for Phase VI construction and construction management.

### Project Schedule

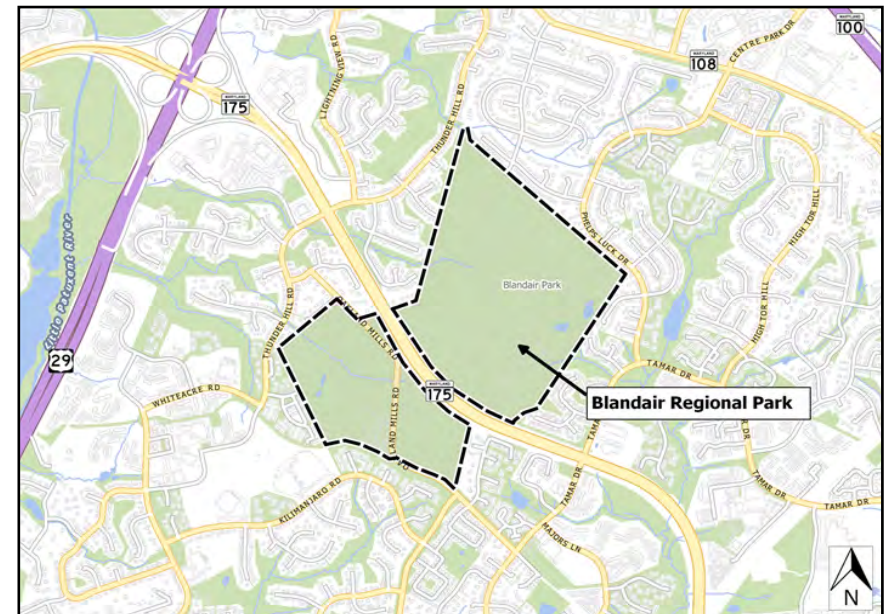
FY22-Phase III construction completion. Begin design of Phase VI, less the indoor athletic complex building.

FY23-Begin construction of Phase VI.

### Operating Budget Impact

The start-up costs for this entire regional park will be \$500,000. The operational costs after construction for each phase is estimated: Phase III-\$628,000, Phase IV-\$50,000, Phase V-\$764,000, Phase VI-\$700,000, Phase VII-\$414,000 and Historic Manor House|Area-\$650,000.

FY2023 Bonds - Annual Debt Service Payment	0
FY2023 Bonds - 20-Year Total Debt Service Payment	0
Total Project Bonds - Annual Debt Service Payment	2,120,982
Total Project Bonds - 20-Year Total Debt Service Payment	42,419,648



### Explanation of Changes

FY21-Project is being funded by \$2,276,000 in POS funds. No Bonds will be needed. The total was increased by \$200,000 to fund the Construction of Phase VI. (\$900,000 from FY20 was received from the State and was redirected and never added to Acquisition. The \$900,00 was redirected in FY21 to make the adjustment.) FY22-Reduction of \$304,299.50 in POS Grants for FY21 POS Grant adjustment to \$1,971,700.50. FY23- Request \$1,300,000 in T-Tax.

# Fiscal 2023 Capital Budget

# RECREATION AND PARKS

## Project: N3102-FY2000 BLANDAIR REGIONAL PARK

(In Thousands)	Five Year Capital Program									Master Plan				
	Prior Appr.	FY2023 Budget	Appr. Total	Fiscal 2024	Fiscal 2025	Fiscal 2026	Fiscal 2027	Fiscal 2028	Sub Total	Fiscal 2029	Fiscal 2030	Fiscal 2031	Fiscal 2032	Total Project
PLANS & ENGINEERING	6,038	0	6,038	0	0	0	800	0	800	700	0	0	0	7,538
CONSTRUCTION	33,035	1,300	34,335	0	0	0	0	7,500	7,500	0	7,000	0	0	48,835
ADMINISTRATION	0	0	0	0	0	0	0	0	0	0	0	0	0	0
EQUIPMENT & FURNISHINGS	100	0	100	0	0	0	0	0	0	0	0	0	0	100
<b>Total Expenditures</b>	<b>39,173</b>	<b>1,300</b>	<b>40,473</b>	<b>0</b>	<b>0</b>	<b>0</b>	<b>800</b>	<b>7,500</b>	<b>8,300</b>	<b>700</b>	<b>7,000</b>	<b>0</b>	<b>0</b>	<b>56,473</b>
BONDS	27,778	0	27,778	0	0	0	0	0	0	0	0	0	0	27,778
GRANTS	9,565	0	9,565	0	0	0	800	0	800	0	0	0	0	10,365
TRANSFER TAX	1,830	1,300	3,130	0	0	0	0	7,500	7,500	700	7,000	0	0	18,330
<b>Total Funding</b>	<b>39,173</b>	<b>1,300</b>	<b>40,473</b>	<b>0</b>	<b>0</b>	<b>0</b>	<b>800</b>	<b>7,500</b>	<b>8,300</b>	<b>700</b>	<b>7,000</b>	<b>0</b>	<b>0</b>	<b>56,473</b>

**\$37,166,059 spent and encumbered through February 2022**

**\$37,168,575 spent and encumbered through February 2021**

**Project Status** Phase I and II are completed. Started construction of Phase III.

FY20 and FY21-Phase III construction continues.

FY22-Phase III completion. Begin Phase VI project design, not including the indoor athletic complex.

FY23-Begin construction of Phase VI.

FY 2022 Budget	39,173	0	<b>39,173</b>	0	0	0	800	7,500	<b>8,300</b>	700	7,000	0		<b>55,173</b>
Difference 2022 / 2023	0	1,300	<b>1,300</b>	0	0	0	0	0	<b>0</b>	0	0	0	0	<b>1,300</b>

FY21-Project is being funded by \$2,276,000 in POS funds. No Bonds will be needed. The total was increased by \$200,000 to fund the Construction of Phase VI. (\$900,000 from FY20 was received from the State and was redirected and never added to Acquisition. The \$900,00 was redirected in FY21 to make the adjustment.) FY22-Reduction of \$304,299.50 in POS Grants for FY21 POS Grant adjustment to \$1,971,700.50. FY23- Request \$1,300,000 in T-Tax.

## Project: N3108-FY2004 PARK SYSTEMIC IMPROVEMENTS

### Description

This project will provide replacement of all types of park facilities and related engineering to include equipment or building elements which have deteriorated beyond routine maintenance efforts. This project will also address small park upgrades.

### Justification

Project is endorsed by the Recreation and Parks Board and is consistent with 1999, 2005, 2012 and 2017 Land Preservation, Parks and Recreation Plans.

### Remarks

1. FY22-T-Tax increase from \$2.25M to \$2.7M and a \$1,488,000 increase in POS Grants for ongoing projects. Requesting \$200,000 in Grants for a State Bond Bill for the Harriett Tubman Center playground and \$200,000 previously requested in T-Tax for the match.
2. TAO #1-2000 represents FY22 \$8,000,000 DNR Grant.
3. FY23-Removed \$1,350,000 in GO Bonds for the park portion of the NCFS project. Requesting an increase in Grants from \$1,000,000 to \$1,900,000 for State Bond Bills. Requesting \$1,150,000 in T-Tax. \$1,000,000 in POS Grants requires \$334,000 T-Tax match. Requesting to increase T-Tax \$2,000,000 in FY25 & FY26.

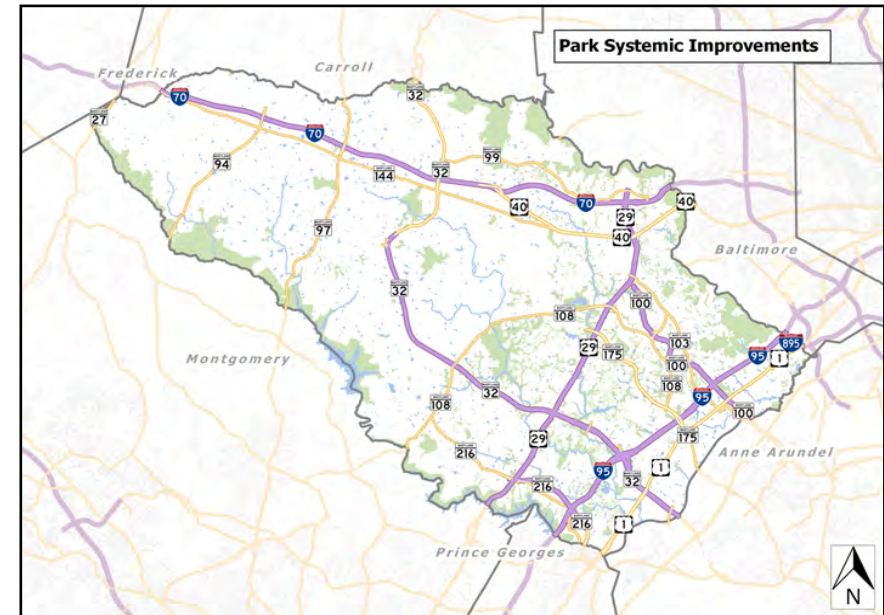
### Project Schedule

FY22-FY27-Construction Continues.

### Operating Budget Impact

No additional operating funds required. Projects are upgrades of existing facilities or small improvements where the operating expenses are already addressed in the operating budget.

FY2023 Bonds - Annual Debt Service Payment	0
FY2023 Bonds - 20-Year Total Debt Service Payment	0
Total Project Bonds - Annual Debt Service Payment	1,095,691
Total Project Bonds - 20-Year Total Debt Service Payment	21,913,815



### Explanation of Changes

1. FY22-T-Tax increase from \$2.25M to \$2.7M and a \$1,488,000 increase in POS Grants for ongoing projects. Requesting \$200,000 in Grants for a State Bond Bill for the Harriett Tubman Center playground and \$200,000 previously requested in T-Tax for the match.
- ~2. TAO #1-2000 represents FY22 \$8,000,000 DNR Grant.
- ~3. FY23-Removed \$1,350,000 in GO Bonds for the park portion of the NCFS project. Requesting an increase in Grants from \$1,000,000 to \$1,900,000 for State Bond Bills. Requesting \$1,150,000 in T-Tax. \$1,000,000 in POS Grants requires \$334,000 T-Tax match. Requesting \$2,000,000 T-Tax in FY25 & FY26.

# Fiscal 2023 Capital Budget

# RECREATION AND PARKS

## Project: N3108-FY2004 PARK SYSTEMIC IMPROVEMENTS

(In Thousands)	Five Year Capital Program										Master Plan			
	Prior Appr.	FY2023 Budget	Appr. Total	Fiscal 2024	Fiscal 2025	Fiscal 2026	Fiscal 2027	Fiscal 2028	Sub Total	Fiscal 2029	Fiscal 2030	Fiscal 2031	Fiscal 2032	Total Project
PLANS & ENGINEERING	1,522	100	1,622	100	100	100	100	100	500	100	100	0	0	2,322
CONSTRUCTION	42,092	5,775	47,867	2,900	5,400	5,450	3,450	3,650	20,850	3,650	4,250	0	0	76,617
ADMINISTRATION	0	0	0	0	0	0	0	0	0	0	0	0	0	0
<b>Total Expenditures</b>	<b>43,614</b>	<b>5,875</b>	<b>49,489</b>	<b>3,000</b>	<b>5,500</b>	<b>5,550</b>	<b>3,550</b>	<b>3,750</b>	<b>21,350</b>	<b>3,750</b>	<b>4,350</b>	<b>0</b>	<b>0</b>	<b>78,939</b>
BONDS	14,350	0	14,350	0	0	0	0	0	0	0	0	0	0	14,350
GRANTS	10,696	1,900	12,596	1,000	1,000	1,000	1,000	1,250	5,250	1,250	1,800	0	0	20,896
OTHER SOURCES	79	0	79	0	0	0	0	0	0	0	0	0	0	79
PAY AS YOU GO	1,145	0	1,145	0	0	0	0	0	0	0	0	0	0	1,145
TRANSFER TAX	17,344	3,975	21,319	2,000	4,500	4,550	2,550	2,500	16,100	2,500	2,550	0	0	42,469
<b>Total Funding</b>	<b>43,614</b>	<b>5,875</b>	<b>49,489</b>	<b>3,000</b>	<b>5,500</b>	<b>5,550</b>	<b>3,550</b>	<b>3,750</b>	<b>21,350</b>	<b>3,750</b>	<b>4,350</b>	<b>0</b>	<b>0</b>	<b>78,939</b>

**\$33,236,396 spent and encumbered through February 2022**

**\$29,778,201 spent and encumbered through February 2021**

**Project Status** FY20- Replacement of two pedestrian bridges at Centennial Park.

FY21- Playground replacements at Savage Park and Centennial Park North area, renovation to Centennial Park South area Boat Dock pathway and parking for ADA compliance.

FY22- Replacement of 3 artificial turf fields: Atholton HS, Hammond HS & Blandair Park Field #1, four bridge replacements, Huntington Park improvements, playground replacements at Schooley Mill Park & Warfield's Pond Park.

FY23- Replacement of 3 artificial turf fields: Howard HS, Oakland Mills HS & Blandair Park Field #2, playground replacements at Centennial Park West and Rockburn Park. Construction renovations to Centennial Park West sports field areas.

FY 2022 Budget	35,614	5,175	<b>40,789</b>	3,000	3,500	3,550	3,550	3,750	<b>17,350</b>	3,750	4,350	0		<b>66,239</b>
Difference 2022 / 2023	8,000	700	<b>8,700</b>	0	2,000	2,000	0	0	<b>4,000</b>	0	0	0	0	<b>12,700</b>

1. FY22-T-Tax increase from \$2.25M to \$2.7M and a \$1,488,000 increase in POS Grants for ongoing projects. Requesting \$200,000 in Grants for a State Bond Bill for the Harriett Tubman Center playground and \$200,000 previously requested in T-Tax for the match.~2. TAO #1-2000 represents FY22 \$8,000,000 DNR Grant.~3. FY23-Removed \$1,350,000 in GO Bonds for the park portion of the NCFS project. Requesting an increase in Grants from \$1,000,000 to \$1,900,000 for State Bond Bills. Requesting \$1,150,000 in T-Tax. \$1,000,000 in POS Grants requires \$334,000 T-Tax match. Requesting \$2,000,000 T-Tax in FY25 & FY26.

# Fiscal 2023 Capital Budget

# RECREATION AND PARKS

## Project: N3109-FY2004 PARKS RESURFACING PROGRAM

### Description

A project to fund roadways, pathways, trails, parking lots, playgrounds and game court resurfacing, replacement and additions within the County's park system. Improvements may include speed humps, chokers or other traffic calming devices as needed.

### Justification

This project is identified in the 1999, 2005, 2012 and 2017 Land Preservation, Parks and Recreation Plans and is endorsed by the Recreation and Parks Advisory Board.

### Remarks

FY21-Requested \$766,000 additional funding for playground rubber replacements due to age & public safety, along with park roadway & parking lot resurfacing, pathway repairs & resurfacing.

FY22-Requesting \$600,000 additional Transfer Tax funding for playground safety surface replacements due to age and public safety, along with park roadway, parking lot and pathway resurfacing.

FY23-No funding changes.

### Project Schedule

FY21-FY26-Construction continues.

FY21-Replaced two playground rubber safety surface areas at Savage Park and Centennial Park North area, road and parking lot resurfacing at Centennial Park.

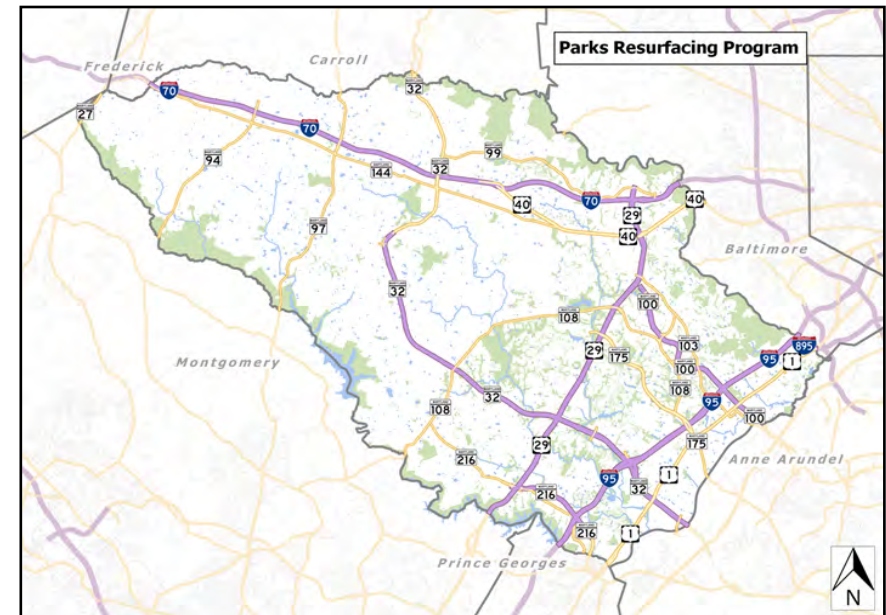
FY22-Replace two playground safety surfaces, resurface park pathways and resurfacing of park roadways|parking lots.

FY23-Replace two playground safety surfaces, resurface Atholton Park parking lots, resurface park pathways, roadways and parking lots, Sports court resurfacing.

### Operating Budget Impact

No additional operating expense associated with this effort. These are resurfacing efforts on facilities already in operation.

FY2023 Bonds - Annual Debt Service Payment	0
FY2023 Bonds - 20-Year Total Debt Service Payment	0
Total Project Bonds - Annual Debt Service Payment	15,271
Total Project Bonds - 20-Year Total Debt Service Payment	305,419



### Explanation of Changes

FY21-Requested \$766,000 additional funding for playground safety surface replacements due to age & public safety, along with park roadway & parking lot resurfacing, pathway repairs & resurfacing. FY22-Requesting \$600,000 additional Transfer Tax funding for playground safety surface replacements due to age and public safety, along with park roadway, parking lot and pathway resurfacing. FY23-No changes.



# Fiscal 2023 Capital Budget

# RECREATION AND PARKS

## Project: N3109-FY2004 PARKS RESURFACING PROGRAM

(In Thousands)	Five Year Capital Program										Master Plan			
	Prior Appr.	FY2023 Budget	Appr. Total	Fiscal 2024	Fiscal 2025	Fiscal 2026	Fiscal 2027	Fiscal 2028	Sub Total	Fiscal 2029	Fiscal 2030	Fiscal 2031	Fiscal 2032	Total Project
PLANS & ENGINEERING	520	50	570	50	50	50	50	50	250	50	50	0	0	920
CONSTRUCTION	9,692	1,250	10,942	1,250	1,250	1,250	1,000	700	5,450	700	700	0	0	17,792
ADMINISTRATION	0	0	0	0	0	0	0	0	0	0	0	0	0	0
<b>Total Expenditures</b>	<b>10,212</b>	<b>1,300</b>	<b>11,512</b>	<b>1,300</b>	<b>1,300</b>	<b>1,300</b>	<b>1,050</b>	<b>750</b>	<b>5,700</b>	<b>750</b>	<b>750</b>	<b>0</b>	<b>0</b>	<b>18,712</b>
BONDS	200	0	200	0	0	0	0	0	0	0	0	0	0	200
GRANTS	199	300	499	300	300	300	300	0	1,200	0	0	0	0	1,699
PAY AS YOU GO	340	0	340	0	0	0	0	0	0	0	0	0	0	340
TRANSFER TAX	9,473	1,000	10,473	1,000	1,000	1,000	750	750	4,500	750	750	0	0	16,473
<b>Total Funding</b>	<b>10,212</b>	<b>1,300</b>	<b>11,512</b>	<b>1,300</b>	<b>1,300</b>	<b>1,300</b>	<b>1,050</b>	<b>750</b>	<b>5,700</b>	<b>750</b>	<b>750</b>	<b>0</b>	<b>0</b>	<b>18,712</b>

**\$9,326,318 spent and encumbered through February 2022**

**\$7,844,632 spent and encumbered through February 2021**

**Project Status** FY19-Resurfaced and repaired half of the County's portion of the Lake Elkhorn pathway, resurfaced and color-coated several existing tennis courts, resurfaced pathways.

FY20-Resurfaced roads and lots at Centennial Park North area, resurfaced multiple tennis and basketball courts and blended pickleball at Rockburn Park basketball.

FY21-Tar & chipped Waverly Mansion parking lots, resurfaced Centennial Park North skate park, realigned Centennial Park East tennis courts. Safety surfacing for Savage Park & Centennial Park North playground replacements.

FY22-Safety surface installation for Schooley Mill Park & Warfield's Pond Park playground replacements, park pathway resurfacing and park roadway|parking lot resurfacing.

FY 2022 Budget	10,212	1,300	<b>11,512</b>	1,300	1,300	1,300	1,050	750	<b>5,700</b>	750	750	0		<b>18,712</b>
Difference 2022 / 2023	0	0	<b>0</b>	0	0	0	0	0	<b>0</b>	0	0	0	0	<b>0</b>

FY21-Requested \$766,000 additional funding for playground safety surface replacements due to age & public safety, along with park roadway & parking lot resurfacing, pathway repairs & resurfacing. FY22-Requesting \$600,000 additional Transfer Tax funding for playground safety surface replacements due to age and public safety, along with Park roadway, parking lot and pathway resurfacing. FY23-No changes.

# Fiscal 2023 Capital Budget

# RECREATION AND PARKS

## Project: N3940-FY2000 NORTH LAUREL PARK

### Description

A project to design and construct a 51-acre park and swimming pool lying northeast of North Laurel Road and Washington Avenue. Facilities are being determined by a citizen's advisory committee and a master plan effort.

### Justification

This project is identified in the 2005, 2012 and 2017 Land Preservation, Parks and Recreation Plans, and is endorsed by the North Laurel Planning Committee and the North Laurel Civic Association.

### Remarks

1. Prior year funds addressed the construction of the park which consists of roads and parking, playground, pavilions, restrooms, skate park, basketball courts, tennis courts, baseball fields, and multi-purpose fields and design funds for swimming pool feasibility study.
2. Prior appropriation reflects TAO-FY13, a reduction of \$700,000.
3. The remaining funding in this project will be used for Park signage and improvements.

### Project Schedule

FY23 - Project close-out

### Operating Budget Impact

Annual operating costs for the park is estimated to be \$50,000.

FY2023 Bonds - Annual Debt Service Payment	0
FY2023 Bonds - 20-Year Total Debt Service Payment	0
Total Project Bonds - Annual Debt Service Payment	416,973
Total Project Bonds - 20-Year Total Debt Service Payment	8,339,466



# Fiscal 2023 Capital Budget

# RECREATION AND PARKS

## Project: N3940-FY2000 NORTH LAUREL PARK

(In Thousands)	Five Year Capital Program										Master Plan			
	Prior Appr.	FY2023 Budget	Appr. Total	Fiscal 2024	Fiscal 2025	Fiscal 2026	Fiscal 2027	Fiscal 2028	Sub Total	Fiscal 2029	Fiscal 2030	Fiscal 2031	Fiscal 2032	Total Project
PLANS & ENGINEERING	891	0	891	0	0	0	0	0	0	0	0	0	0	891
LAND ACQUISITION	1,375	0	1,375	0	0	0	0	0	0	0	0	0	0	1,375
CONSTRUCTION	4,760	0	4,760	0	0	0	0	0	0	0	0	0	0	4,760
ADMINISTRATION	0	0	0	0	0	0	0	0	0	0	0	0	0	0
EQUIPMENT & FURNISHINGS	0	0	0	0	0	0	0	0	0	0	0	0	0	0
<b>Total Expenditures</b>	<b>7,026</b>	<b>0</b>	<b>7,026</b>	<b>0</b>	<b>0</b>	<b>0</b>	<b>0</b>	<b>0</b>	<b>0</b>	<b>0</b>	<b>0</b>	<b>0</b>	<b>0</b>	<b>7,026</b>
BONDS	5,461	0	5,461	0	0	0	0	0	0	0	0	0	0	5,461
DEVELOPER CONTRIBUTION	30	0	30	0	0	0	0	0	0	0	0	0	0	30
GRANTS	1,241	0	1,241	0	0	0	0	0	0	0	0	0	0	1,241
TRANSFER TAX	294	0	294	0	0	0	0	0	0	0	0	0	0	294
<b>Total Funding</b>	<b>7,026</b>	<b>0</b>	<b>7,026</b>	<b>0</b>	<b>0</b>	<b>0</b>	<b>0</b>	<b>0</b>	<b>0</b>	<b>0</b>	<b>0</b>	<b>0</b>	<b>0</b>	<b>7,026</b>

**\$6,979,464 spent and encumbered through February 2022**

**\$6,979,464 spent and encumbered through February 2021**

**Project Status** FY21 - Funds being used for additional services for the swimming pool addition and replacement of sports flooring in Gymnasium.

FY22 - Funds being used for minor building repairs and systemic improvements.

FY 2022 Budget	7,026	0	<b>7,026</b>	0	0	0	0	0	<b>0</b>	0	0	0	0	<b>7,026</b>
Difference 2022 / 2023	0	0	<b>0</b>	0	0	0	0	0	<b>0</b>	0	0	0	0	<b>0</b>

# Fiscal 2023 Capital Budget

# RECREATION AND PARKS

## Project: N3953-FY2000 CENTENNIAL LAKE RESTORATION

### Description

A project to design and construct improvements to Centennial Lake to include dredging, artificial aeration, and shoreline stabilization.

### Justification

In 1995 a study was conducted by Coastal Environmental Services Inc. recommending that the above measures be taken to restore the health of the lake. This project is endorsed by the Recreation and Parks Advisory Board and is included in the 2005, 2012 and 2017 Land Preservation, Parks and Recreation Plans.

### Remarks

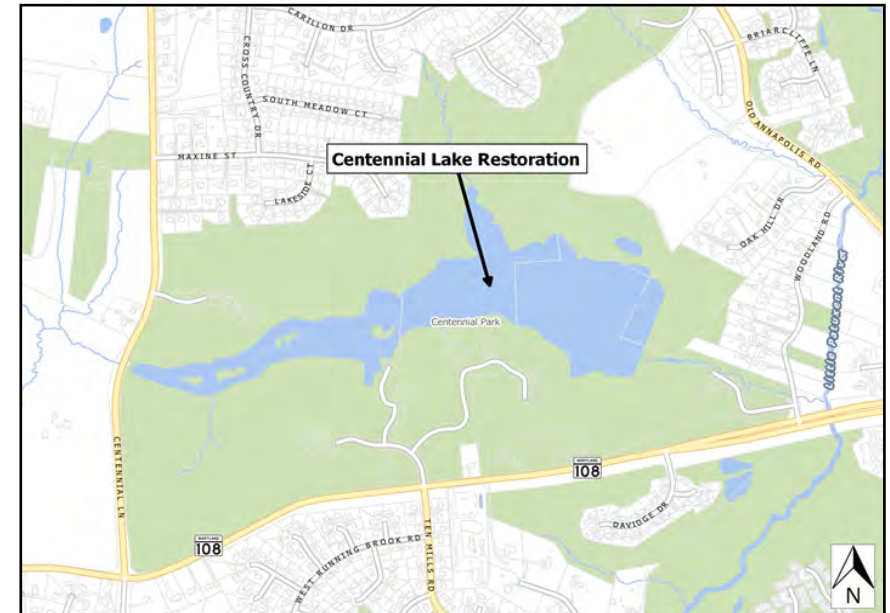
FY17-The Department will use the remaining portion of the existing funds to initiate an updated profile survey of the existing lake bottom to determine the scope of work for the dredging project. Upon the completion of the survey, will then have current information to allow for the County to better determine the future design needs and costs and construction costs for dredging the lake. Project partly defunded.

### Project Schedule

### Operating Budget Impact

No Operating Impact

FY2023 Bonds - Annual Debt Service Payment	0
FY2023 Bonds - 20-Year Total Debt Service Payment	0
Total Project Bonds - Annual Debt Service Payment	1,603
Total Project Bonds - 20-Year Total Debt Service Payment	32,069



# Fiscal 2023 Capital Budget

# RECREATION AND PARKS

## Project: N3953-FY2000 CENTENNIAL LAKE RESTORATION

(In Thousands)	Five Year Capital Program										Master Plan			
	Prior Appr.	FY2023 Budget	Appr. Total	Fiscal 2024	Fiscal 2025	Fiscal 2026	Fiscal 2027	Fiscal 2028	Sub Total	Fiscal 2029	Fiscal 2030	Fiscal 2031	Fiscal 2032	Total Project
PLANS & ENGINEERING	87	0	87	0	0	0	0	0	0	0	0	0	0	87
CONSTRUCTION	0	0	0	0	0	0	0	0	0	0	0	0	0	0
ADMINISTRATION	0	0	0	0	0	0	0	0	0	0	0	0	0	0
<b>Total Expenditures</b>	<b>87</b>	<b>0</b>	<b>87</b>	<b>0</b>	<b>0</b>	<b>0</b>	<b>0</b>	<b>0</b>	<b>0</b>	<b>0</b>	<b>0</b>	<b>0</b>	<b>0</b>	<b>87</b>
BONDS	21	0	21	0	0	0	0	0	0	0	0	0	0	21
PAY AS YOU GO	66	0	66	0	0	0	0	0	0	0	0	0	0	66
<b>Total Funding</b>	<b>87</b>	<b>0</b>	<b>87</b>	<b>0</b>	<b>0</b>	<b>0</b>	<b>0</b>	<b>0</b>	<b>0</b>	<b>0</b>	<b>0</b>	<b>0</b>	<b>0</b>	<b>87</b>

**\$61,053 spent and encumbered through February 2022**

**\$61,053 spent and encumbered through February 2021**

**Project Status** Lake bottom survey, sediment analysis, and dredging methods being evaluated in preparation for project design.

FY23- Remaining funds will be used for lake maintenance.

FY 2022 Budget	87	0	<b>87</b>	0	0	0	0	0	<b>0</b>	0	0	0		<b>87</b>
Difference 2022 / 2023	0	0	<b>0</b>	0	0	0	0	0	<b>0</b>	0	0	0	0	<b>0</b>

## Project: N3957-FY2003 TROY PARK & HISTORIC REHABILITATION

### Description

A project to acquire an additional 5 acres, rehabilitate an 1820 historic house, and design and construct a 106-acre Regional Park and Community Center|Athletic Complex at MD100 and US1.

### Justification

This project conforms to the goals and objectives of the 1999, 2005, 2012 and 2017 Land Preservation, Parks and Recreation Plans. This park will provide needed recreation facilities for the Elkridge Planning Area. The rehabilitation of the Troy House is endorsed by Preservation Howard County. This project is a key component to the US1 Corridor Revitalization effort.

### Remarks

1. Prior funds include: FY03-\$350,000, FY09-\$150,000, FY10-\$150,000, and FY11-\$455,000 in State Bond Bill Grants. FY03-\$900,000 and FY08-\$500,000 in Program Open Space (POS) Land Acquisition Funds. FY11-\$219,000, FY19-\$485,000 in POS Development Funds.
2. FY18-Request included grant revenue adjustment (\$500,000). \$100,000 (OTHER SOURCES) National Park Service funds received due to services not rendered during design of Troy Mansion.
3. FY20-\$1,716,000 in POS Development Grant Funds were allocated for construction of restroom, storage building, bleachers & press box for Field #1. Overall GRANTS will be reduced by \$900,000 due to a POS acquisition fund adj.
4. FY21-\$500,000 in POS Park Dev Grant Funds & requesting \$167,000 in Transfer Tax for 25% Program Open Space match.
5. FY22-Increase of \$420,000 in POS Park Dev Grant funds for Phase 2B construction.
6. FY23-Request \$258,000 T-Tax.. Moved funding for the Community Center Schematic Drawings to FY24, Design to FY26 and Construction to FY27.

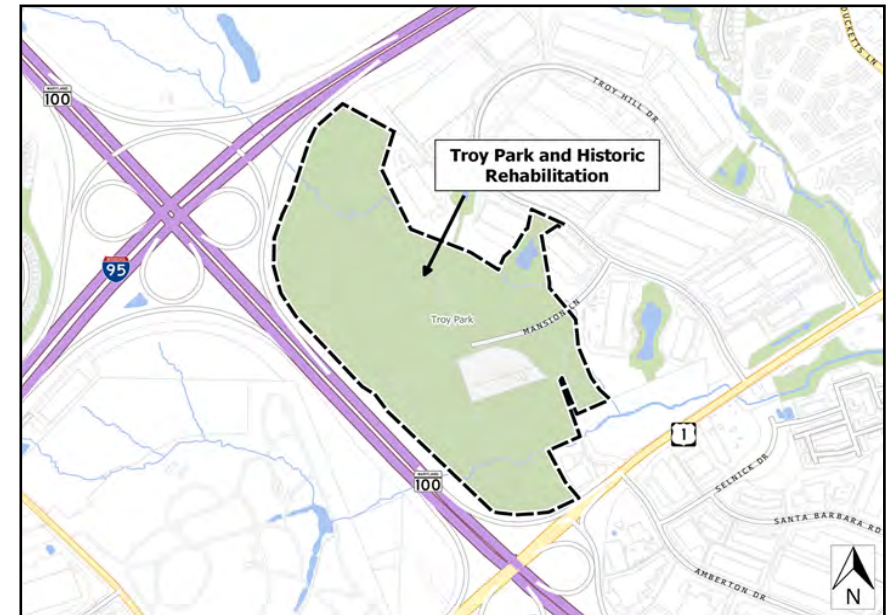
### Project Schedule

- FY20-Start design of Phase III maintenance building, construct restroom and storage building for field #1 and pavilion|restroom #3 for existing field #3.
- FY21-Design & construction of Phase 2B-drainage, fencing, storage building, bleachers & restroom.
- FY22-Continued construction of Phase 2B.
- FY24-Develop schematic drawings for Troy Regional Park Community Center & Maintenance Building.
- FY26-Design the Community Center.
- FY27-Construction of Community Center.

### Operating Budget Impact

The startup costs for this entire regional park will be \$500,000. Operational cost after construction for each phase is estimated: Phase I-\$20,000, Phase II-\$180,000, and Phase III-\$640,000.

FY2023 Bonds - Annual Debt Service Payment	0
FY2023 Bonds - 20-Year Total Debt Service Payment	0
Total Project Bonds - Annual Debt Service Payment	2,678,907
Total Project Bonds - 20-Year Total Debt Service Payment	53,578,132



### Explanation of Changes

FY22-Increase of \$420,000 in POS Park Dev Grant funds for Phase 2B construction.~FY23-Request \$258,000 T-Tax.. Moved funding for the Community Center Schematic Drawings to FY24, Design to FY26 and Construction to FY27.

# Fiscal 2023 Capital Budget

# RECREATION AND PARKS

## Project: N3957-FY2003 TROY PARK & HISTORIC REHABILITATION

(In Thousands)	Five Year Capital Program									Master Plan				
	Prior Appr.	FY2023 Budget	Appr. Total	Fiscal 2024	Fiscal 2025	Fiscal 2026	Fiscal 2027	Fiscal 2028	Sub Total	Fiscal 2029	Fiscal 2030	Fiscal 2031	Fiscal 2032	Total Project
PLANS & ENGINEERING	5,065	0	5,065	300	0	2,500	0	0	2,800	0	0	0	0	7,865
LAND ACQUISITION	1,753	0	1,753	0	0	0	0	0	0	0	0	0	0	1,753
CONSTRUCTION	20,212	258	20,470	0	0	0	15,000	0	15,000	0	0	0	0	35,470
ADMINISTRATION	0	0	0	0	0	0	0	0	0	0	0	0	0	0
<b>Total Expenditures</b>	<b>27,030</b>	<b>258</b>	<b>27,288</b>	<b>300</b>	<b>0</b>	<b>2,500</b>	<b>15,000</b>	<b>0</b>	<b>17,800</b>	<b>0</b>	<b>0</b>	<b>0</b>	<b>0</b>	<b>45,088</b>
BONDS	20,085	0	20,085	0	0	0	15,000	0	15,000	0	0	0	0	35,085
GRANTS	5,293	0	5,293	0	0	0	0	0	0	0	0	0	0	5,293
OTHER SOURCES	105	0	105	0	0	0	0	0	0	0	0	0	0	105
TRANSFER TAX	1,547	258	1,805	300	0	2,500	0	0	2,800	0	0	0	0	4,605
<b>Total Funding</b>	<b>27,030</b>	<b>258</b>	<b>27,288</b>	<b>300</b>	<b>0</b>	<b>2,500</b>	<b>15,000</b>	<b>0</b>	<b>17,800</b>	<b>0</b>	<b>0</b>	<b>0</b>	<b>0</b>	<b>45,088</b>

**\$24,789,503 spent and encumbered through February 2022**

**\$24,787,029 spent and encumbered through February 2021**

**Project Status** FY20-Completion of Phase 2A - Field #1, lighting, fencing, bleacher area, press box and scoreboard.

FY21-Design|Construction of Phase 2B.

FY22-Continued construction of Phase 2B.

FY23-Continued construction Phase 2B.

FY 2022 Budget	27,030	0	<b>27,030</b>	0	0	300	2,500	15,000	<b>17,800</b>	0	0	0		<b>44,830</b>
Difference 2022 / 2023	0	258	<b>258</b>	300	0	2,200	12,500	(15,000)	<b>0</b>	0	0	0	0	<b>258</b>

1. Prior funds include: FY03-\$350,000, FY09-\$150,000, FY10-\$150,000, and FY11-\$455,000 in State Bond Bill Grants. FY03-\$900,000 and FY08-\$500,000 in Program Open Space (POS) Land Acquisition Funds. FY11-\$219,000, FY19-\$485,000 in POS Development Funds.~2. FY18-Request included grant revenue adjustment (\$500,000). \$100,000 (OTHER SOURCES) National Park Service funds received due to services not rendered during design of Troy Mansion.~3. FY20-\$1,716,000 in POS Development Grant Funds were allocated for construction of restroom, storage building, bleachers & press box for Field #1. Overall GRANTS will be reduced by \$900,000 due to a POS acquisition fund adj.~4. FY21-\$500,000 in POS Park Dev Grant Funds & requesting \$167,000 in Transfer Tax for 25% Program Open Space match. ~5. FY22-Increase of \$420,000 in POS Park Dev Grant funds for Phase 2B construction.~6. FY23-Request \$258,000 T-Tax.. Moved funding for the Community Center Schematic Drawings to FY24, Design to FY26 and Construction to FY27.



## Project: N3958-FY2003 HISTORIC STRUCTURES REHABILITATION

### Description

This project creates a fund for the preservation and rehabilitation of historic properties under the management of the Department of Recreation and Parks. Work may include archaeology studies, historical assessments, design and engineering related to historic buildings, and site improvements.

### Justification

This project is identified in the 2005, 2012 and 2017 Land Preservation, Parks and Recreation Plans, it is endorsed by the Recreation and Parks Advisory Board and Preservation Howard County.

### Remarks

- 1.FY20-Funds addressed \$80,000 Grant for the augmented reality and virtual reality exhibits at the B&O and an \$80,000 match.
- 2.FY22-Requesting \$300,000 in T-Tax for the Barnard Fort House renovations.
- 3.FY23-Requesting \$650,000 in Grants for 2 State Bond Bills for the Blandair Mansion improvements and Barnard Fort House renovations. Requesting \$650,000 in T-Tax for the grant matches.

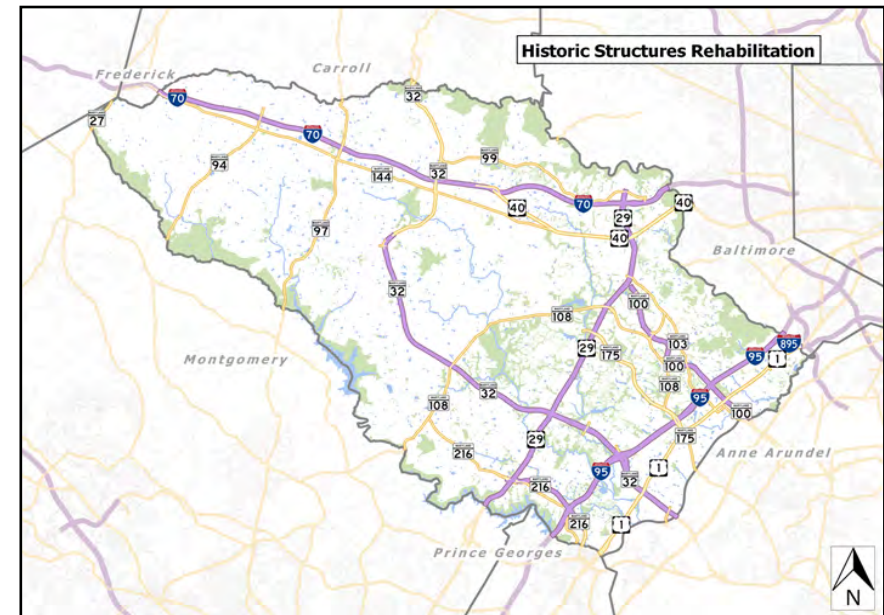
### Project Schedule

FY23-Planning and construction .

### Operating Budget Impact

Upon completion of the renovation of a project, operating costs will be determined. FY22-FY24 reduction in budget from \$500,000 to \$0 each year.

FY2023 Bonds - Annual Debt Service Payment	0
FY2023 Bonds - 20-Year Total Debt Service Payment	0
Total Project Bonds - Annual Debt Service Payment	115,677
Total Project Bonds - 20-Year Total Debt Service Payment	2,313,549



### Explanation of Changes

- 1.FY20-Funds addressed \$80,000 Grant for the augmented reality and virtual reality exhibits at the B&O and an \$80,000 match.
- 2.FY22-Requesting \$300,000 in T-Tax for the Barnard Fort House renovations.
- 3.FY23-Requesting \$650,000 in Grants for 2 State Bond Bills for the Blandair Mansion improvements and Barnard Fort House renovations. Requesting \$650,000 in T-Tax for the grant matches.



# Fiscal 2023 Capital Budget

# RECREATION AND PARKS

## Project: N3958-FY2003 HISTORIC STRUCTURES REHABILITATION

(In Thousands)	Five Year Capital Program										Master Plan			
	Prior Appr.	FY2023 Budget	Appr. Total	Fiscal 2024	Fiscal 2025	Fiscal 2026	Fiscal 2027	Fiscal 2028	Sub Total	Fiscal 2029	Fiscal 2030	Fiscal 2031	Fiscal 2032	Total Project
PLANS & ENGINEERING	720	0	720	0	0	0	0	0	0	0	0	0	0	720
CONSTRUCTION	10,615	1,450	12,065	150	150	150	150	150	750	150	150	0	0	13,115
ADMINISTRATION	75	0	75	0	0	0	0	0	0	0	0	0	0	75
EQUIPMENT & FURNISHINGS	0	0	0	0	0	0	0	0	0	0	0	0	0	0
<b>Total Expenditures</b>	<b>11,410</b>	<b>1,450</b>	<b>12,860</b>	<b>150</b>	<b>150</b>	<b>150</b>	<b>150</b>	<b>150</b>	<b>750</b>	<b>150</b>	<b>150</b>	<b>0</b>	<b>0</b>	<b>13,910</b>
BONDS	1,515	0	1,515	0	0	0	0	0	0	0	0	0	0	1,515
GRANTS	490	650	1,140	0	0	0	0	0	0	0	0	0	0	1,140
OTHER SOURCES	4,012	0	4,012	0	0	0	0	0	0	0	0	0	0	4,012
PAY AS YOU GO	222	0	222	0	0	0	0	0	0	0	0	0	0	222
TRANSFER TAX	5,171	800	5,971	150	150	150	150	150	750	150	150	0	0	7,021
<b>Total Funding</b>	<b>11,410</b>	<b>1,450</b>	<b>12,860</b>	<b>150</b>	<b>150</b>	<b>150</b>	<b>150</b>	<b>150</b>	<b>750</b>	<b>150</b>	<b>150</b>	<b>0</b>	<b>0</b>	<b>13,910</b>

**\$7,989,832 spent and encumbered through February 2022**

**\$7,705,050 spent and encumbered through February 2021**

**Project Status** FY20-Completed the total restoration of the Blandair caretaker house, Belmont road widening, PFI steel beam refinishing, B&O Museum wood door restoration, fencing at Belmont cemetery and Waverly mansion, Belmont parking lot lighting, historic site repairs.

FY21-Blandair storage shed repairs, ECCS & B&O Museum repairs, PFI window trim renovations.

FY22-Continued historic structure maintenance & repairs.

FY23-Continued historic structure maintenance & repairs.

FY 2022 Budget	11,410	150	<b>11,560</b>	150	150	150	150	150	<b>750</b>	150	150	0		<b>12,610</b>
Difference 2022 / 2023	0	1,300	<b>1,300</b>	0	0	0	0	0	<b>0</b>	0	0	0	0	<b>1,300</b>

1. FY20-Funds addressed \$80,000 Grant for the augmented reality and virtual reality exhibits at the B&O and an \$80,000 match. 2. FY22-Requesting \$300,000 in T-Tax for the Barnard Fort House renovations. 3. FY23-Requesting \$650,000 in Grants for 2 State Bond Bills for the Blandair Mansion improvements and Barnard Fort House renovations. Requesting \$650,000 in T-Tax for the grant matches.

## Project: N3959-FY2005 PATAPSCO FEMALE INSTITUTE SITE WORK

### Description

A project to design and construct site improvements related to the historic Patapsco Female Institute located on Sarah's Lane in Ellicott City. The improvements will include: upgraded roads, parking, retaining wall reconstruction, walkway and stairway reconstruction, historic fencing, lighting, gazebos, restroom, storage space, caretaker's office, caterer's prep room and landscaping.

### Justification

This project has been endorsed by the Friends of The Patapsco Female Institute, the Recreation and Parks Advisory Board, Preservation Howard County, Historic Ellicott City and the Ellicott City Restoration Foundation, and it meets the goals and objectives of the 2005, 2012 and 2017 Land Preservation, Parks and Recreation Plans related to park and historic site rehabilitation.

### Remarks

Prior year funds addressed design fees for site improvements and construction of the out-building on the site.  
 FY23- Request to transfer \$200,000 T-Tax from project N3962 for Chapel construction & construction management.

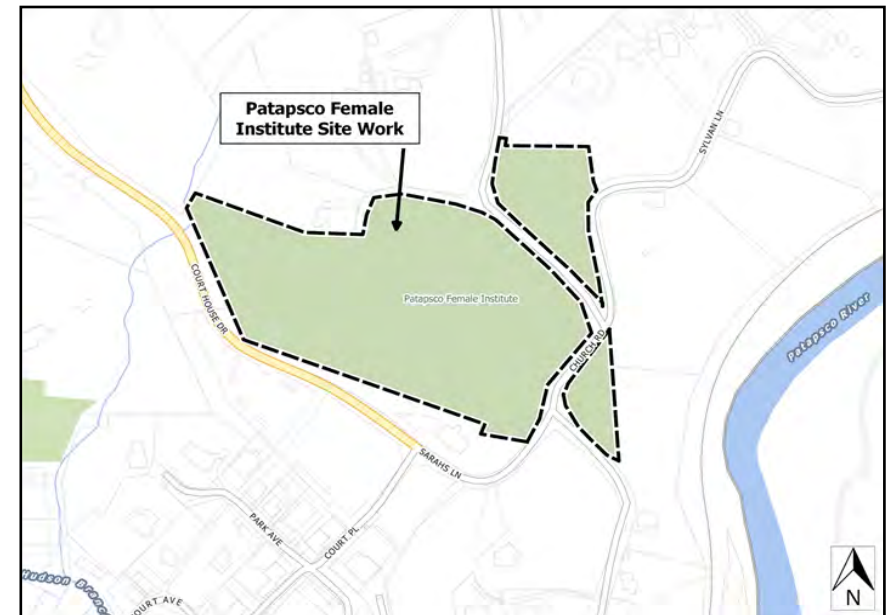
### Project Schedule

FY20-Began design for water and sewer and Chapel project.  
 FY21-Design and construction for the Chapel renovation project which includes: restrooms, multipurpose room, maintenance and storage space upon MHT approval.  
 FY22-Construction continues.  
 FY23-Construction continues.

### Operating Budget Impact

Upon the total renovation work on this project, the estimated maintenance and operating cost in after construction will be \$150,000.

FY2023 Bonds - Annual Debt Service Payment	0
FY2023 Bonds - 20-Year Total Debt Service Payment	0
Total Project Bonds - Annual Debt Service Payment	87,808
Total Project Bonds - 20-Year Total Debt Service Payment	1,756,159



### Explanation of Changes

FY23-Request to transfer \$200,000 T-Tax from project N3962 for Chapel construction & construction management.

# Fiscal 2023 Capital Budget

# RECREATION AND PARKS

## Project: N3959-FY2005 PATAPSCO FEMALE INSTITUTE SITE WORK

(In Thousands)	Five Year Capital Program									Master Plan				
	Prior Appr.	FY2023 Budget	Appr. Total	Fiscal 2024	Fiscal 2025	Fiscal 2026	Fiscal 2027	Fiscal 2028	Sub Total	Fiscal 2029	Fiscal 2030	Fiscal 2031	Fiscal 2032	Total Project
PLANS & ENGINEERING	586	0	586	0	0	0	0	0	0	0	0	0	0	586
CONSTRUCTION	1,551	200	1,751	0	0	0	0	0	0	0	0	0	0	1,751
ADMINISTRATION	0	0	0	0	0	0	0	0	0	0	0	0	0	0
<b>Total Expenditures</b>	<b>2,137</b>	<b>200</b>	<b>2,337</b>	<b>0</b>	<b>0</b>	<b>0</b>	<b>0</b>	<b>0</b>	<b>0</b>	<b>0</b>	<b>0</b>	<b>0</b>	<b>0</b>	<b>2,337</b>
BONDS	1,150	0	1,150	0	0	0	0	0	0	0	0	0	0	1,150
TRANSFER TAX	987	200	1,187	0	0	0	0	0	0	0	0	0	0	1,187
<b>Total Funding</b>	<b>2,137</b>	<b>200</b>	<b>2,337</b>	<b>0</b>	<b>0</b>	<b>0</b>	<b>0</b>	<b>0</b>	<b>0</b>	<b>0</b>	<b>0</b>	<b>0</b>	<b>0</b>	<b>2,337</b>

**\$924,227 spent and encumbered through February 2022**

**\$924,227 spent and encumbered through February 2021**

**Project Status** The institute is currently operational as a viable historic attraction for the County. It is managed and operated by County staff in cooperation with the Friends of The Patapsco Female Institute. Repairs are being made on the retaining walls and stairs. The design consultant is preparing a site development plan and has submitted schematics for restrooms, multipurpose room, maintenance and storage space. After SDP and MHT approval, the consultant will proceed with plan development. FY20-Site development and master plan was approved by MHT. The design consultant began design for water, sewer and the chapel project. FY21-Upon final MHT approval, design and construction of water and sewer along with the chapel area project.

FY22-Construction continues.

FY23-Construction continues.

FY 2022 Budget	2,137	0	<b>2,137</b>	0	0	0	0	0	<b>0</b>	0	0	0		<b>2,137</b>
Difference 2022 / 2023	0	200	<b>200</b>	0	0	0	0	0	<b>0</b>	0	0	0	0	<b>200</b>

FY23-Request to transfer \$200,000 T-Tax from project N3962 for Chapel construction & construction management.

# Fiscal 2023 Capital Budget

# RECREATION AND PARKS

## Project: N3960-FY2006 ROBINSON PROPERTY NATURE CENTER

### Description

A project to design and construct a nature center and related site improvements on the former Robinson property located at Cedar Lane and Harriet Tubman Lane.

### Justification

This project provides a nature center along the Middle Patuxent River as recommended in the 2005, 2012 and 2017 Land Preservation, Parks and Recreation Plans.

### Remarks

Prior year OTHER funds indicate a \$700,000 donation received from the James and Ann Robinson Foundation, Inc., for future construction efforts. Also addresses \$800,000 in State Bond Bill Grants and the remaining \$400,000 donation including interest received from the James and Ann Robinson Foundation. Prior appropriation reflects TAO #2-FY2009 and TAO #1-FY2010 and a TAO-FY2013 for a reduction of \$300,000. FY18 Grant adjustment. FY22-Requesting \$331,000 in grant funding not previously received to reconcile previously completed awarded grants. Requesting \$200,00 in T-Tax for the amphitheater project. FY23-No changes.

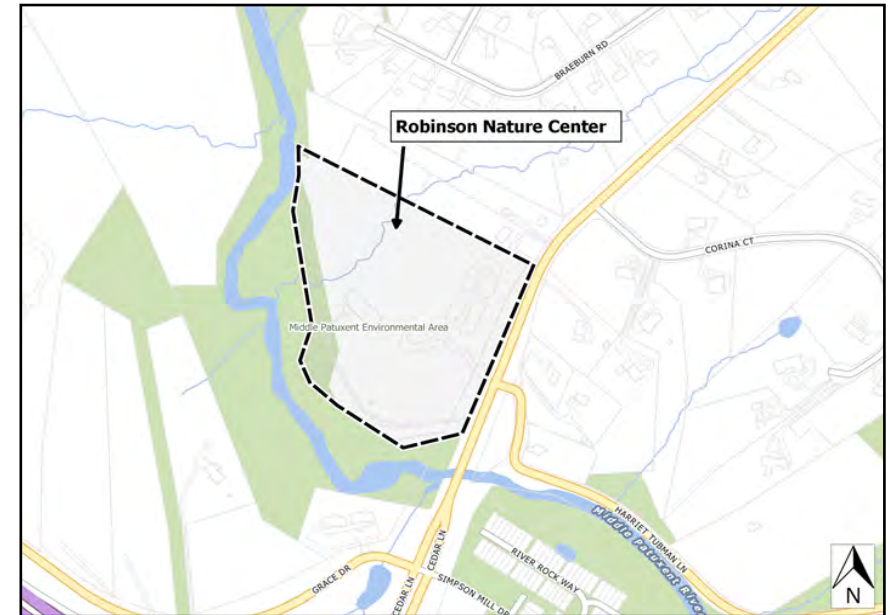
### Project Schedule

FY22-Amphitheater design & construction, water fountain installation, bird protection for windows.  
FY23-Construction and improvements continue.

### Operating Budget Impact

The operating costs of the final phases of this project will be absorbed within current operational budget.

FY2023 Bonds - Annual Debt Service Payment	0
FY2023 Bonds - 20-Year Total Debt Service Payment	0
Total Project Bonds - Annual Debt Service Payment	943,363
Total Project Bonds - 20-Year Total Debt Service Payment	18,867,260



# Fiscal 2023 Capital Budget

# RECREATION AND PARKS

## Project: N3960-FY2006 ROBINSON PROPERTY NATURE CENTER

(In Thousands)	Five Year Capital Program										Master Plan			
	Prior Appr.	FY2023 Budget	Appr. Total	Fiscal 2024	Fiscal 2025	Fiscal 2026	Fiscal 2027	Fiscal 2028	Sub Total	Fiscal 2029	Fiscal 2030	Fiscal 2031	Fiscal 2032	Total Project
PLANS & ENGINEERING	1,971	0	1,971	0	0	0	0	0	0	0	0	0	0	1,971
CONSTRUCTION	16,332	0	16,332	0	0	0	0	0	0	0	0	0	0	16,332
ADMINISTRATION	0	0	0	0	0	0	0	0	0	0	0	0	0	0
EQUIPMENT & FURNISHINGS	0	0	0	0	0	0	0	0	0	0	0	0	0	0
<b>Total Expenditures</b>	<b>18,303</b>	<b>0</b>	<b>18,303</b>	<b>0</b>	<b>0</b>	<b>0</b>	<b>0</b>	<b>0</b>	<b>0</b>	<b>0</b>	<b>0</b>	<b>0</b>	<b>0</b>	<b>18,303</b>
BONDS	12,355	0	12,355	0	0	0	0	0	0	0	0	0	0	12,355
GRANTS	2,664	0	2,664	0	0	0	0	0	0	0	0	0	0	2,664
OTHER SOURCES	1,100	0	1,100	0	0	0	0	0	0	0	0	0	0	1,100
TRANSFER TAX	2,184	0	2,184	0	0	0	0	0	0	0	0	0	0	2,184
<b>Total Funding</b>	<b>18,303</b>	<b>0</b>	<b>18,303</b>	<b>0</b>	<b>0</b>	<b>0</b>	<b>0</b>	<b>0</b>	<b>0</b>	<b>0</b>	<b>0</b>	<b>0</b>	<b>0</b>	<b>18,303</b>

**\$17,503,078 spent and encumbered through February 2022**

**\$17,495,840 spent and encumbered through February 2021**

**Project Status** FY22-Amphitheater design & construction, water fountain installation, bird protection for windows.

FY23-Construction and improvements continue.

FY 2022 Budget	18,303	0	<b>18,303</b>	0	0	0	0	0	<b>0</b>	0	0	0		<b>18,303</b>
Difference 2022 / 2023	0	0	<b>0</b>	0	0	0	0	0	<b>0</b>	0	0	0	0	<b>0</b>

## Project: N3962-FY2008 CENTENNIAL PARK IMPROVEMENTS

### Description

This project consists of improvements to Centennial Park to include replacement of field lights, synthetic turf field, expanded parking, pond-to-stream retrofit, stream bank stabilization, maintenance shop, office addition, boat rental expansion, roadway, parking repairs and upgrades, and new signage.

### Justification

This project is endorsed by the Recreation and Parks Advisory Board and is necessary to address the continued heavy usage of Centennial Park. This project is identified in the 2005, 2012 and 2017 Land Preservation, Parks and Recreation Plans.

### Remarks

1. Prior funds addressed the required park improvements and design and construction.
2. FY18-\$215,000 State Water Ways Grant adjustment for the boat dock improvement.
3. FY19-Started preliminary design work on improving Centennial West area. Design would include redesigning the multipurpose fields, baseball fields, parking and lighting.
4. FY21-Eliminated \$300,00 in Bonds from FY26 and requested \$300,000 in Transfer Tax for the redesign the Centennial Park West area ball fields, drainage, multi-purpose field, lighting systems and parking lot renovations due to public safety.
5. FY22-\$1,700,000 reduction in Transfer Tax. .
6. FY23- Request to transfer \$1,400,000 in T-Tax to other project funding.
7. FY29-Removed \$3,000,000 in GO Bonds due to FY22 N3108 Grant.
8. FY30-Removed \$3,000,000 in GO Bonds due to FY22 N3108 Grant.

### Project Schedule

FY19-Started preliminary design for West area of the Park.  
 FY21-Design West area artificial turf field, ball fields, lighting replacements, drainage and parking lots.

### Operating Budget Impact

At this time, the operating impact cannot be determined until we get closer to construction.

FY2023 Bonds - Annual Debt Service Payment	0
FY2023 Bonds - 20-Year Total Debt Service Payment	0
Total Project Bonds - Annual Debt Service Payment	0
Total Project Bonds - 20-Year Total Debt Service Payment	0



### Explanation of Changes

FY22-Reduction of \$1,700,000 in Transfer Tax.~FY23-Request to transfer \$1,400,000 in T-Tax to other project funding. FY29-Removed \$3,000,000 in GO Bonds due to FY22 N3108 Grant. FY30-Removed \$3,000,000 in GO Bonds due to FY22 N3108 Grant.

# Fiscal 2023 Capital Budget

# RECREATION AND PARKS

## Project: N3962-FY2008 CENTENNIAL PARK IMPROVEMENTS

(In Thousands)	Five Year Capital Program										Master Plan			
	Prior Appr.	FY2023 Budget	Appr. Total	Fiscal 2024	Fiscal 2025	Fiscal 2026	Fiscal 2027	Fiscal 2028	Sub Total	Fiscal 2029	Fiscal 2030	Fiscal 2031	Fiscal 2032	Total Project
PLANS & ENGINEERING	464	0	464	0	0	0	300	0	300	0	0	0	0	764
CONSTRUCTION	715	0	715	0	0	0	0	0	0	0	0	0	0	715
EQUIPMENT & FURNISHINGS	0	0	0	0	0	0	0	0	0	0	0	0	0	0
<b>Total Expenditures</b>	<b>1,179</b>	<b>0</b>	<b>1,179</b>	<b>0</b>	<b>0</b>	<b>0</b>	<b>300</b>	<b>0</b>	<b>300</b>	<b>0</b>	<b>0</b>	<b>0</b>	<b>0</b>	<b>1,479</b>
GRANTS	215	0	215	0	0	0	0	0	0	0	0	0	0	215
TRANSFER TAX	964	0	964	0	0	0	300	0	300	0	0	0	0	1,264
<b>Total Funding</b>	<b>1,179</b>	<b>0</b>	<b>1,179</b>	<b>0</b>	<b>0</b>	<b>0</b>	<b>300</b>	<b>0</b>	<b>300</b>	<b>0</b>	<b>0</b>	<b>0</b>	<b>0</b>	<b>1,479</b>

**\$1,170,814 spent and encumbered through February 2022**

**\$876,056 spent and encumbered through February 2021**

**Project Status** FY21-Design renovations to Centennial West sports field areas.

FY 2022 Budget	1,179	1,400	<b>2,579</b>	0	0	0	300	0	<b>300</b>	3,000	3,000	0		<b>8,879</b>
Difference 2022 / 2023	0	(1,400)	<b>(1,400)</b>	0	0	0	0	0	<b>0</b>	(3,000)	-3,000	0	0	<b>(7,400)</b>

FY22-Reduction of \$1,700,000 in Transfer Tax. FY23-Request to transfer \$1,400,000 in T-Tax to other project funding. FY29-Removed \$3,000,000 in GO Bonds due to FY22 N3108 Grant. FY30-Removed \$3,000,000 in GO Bonds due to FY22 N3108 Grant.



## Project: N3963-FY2009 PATHWAY and TRAIL REHAB and EXPANSION

### Description

A project to rehabilitate and expand the existing pathway and trail systems which currently extends from Savage Park through Columbia to Dorsey's Search and throughout the County. Project includes an evaluation and possible improvements to the MD29 Pedestrian Bridge and its approaches.

### Justification

This project is identified in the 2005, 2012 & 2017 Land Preservation, Parks and Recreation Plans and is endorsed by the Recreation and Parks Advisory Board and the Oakland Mills Master Plan Committee. Increases in funding have been requested for FY21-FY30 for trail improvements and four bridge installations at David Force Park, Lake Elkhorn pathway improvements. Through public comment, a volunteer work force has been developed to assist with the trail enhancements to David Force Park. Additional open space pathways and trails throughout the park system will also be renovated.

### Remarks

1. Prior year funds addressed the evaluation & design of a pathway system from Savage Park to High Ridge Park & along the Little Patuxent River from Dorsey Search to Patapsco State Park. This project is meant to encompass three Counties. GRANT represents funding from the TEA-21. Conduct a centerline survey of the Spinal Pathway System, perform a condition assessment.
2. Funds addressed a \$1,092,000 TAP Grant & match of \$278,000.
3. FY22-Requesting inc. in Grants of \$1,075,000, for a Transportation Alternatives Program Grant (TAP) for add'l Patuxent Branch Trail const. funding & State Grant for Savage Mill Trail impv. Requesting \$675,000 in T-Tax for (TAP) grant match.
4. FY23-Request \$250,000 in Grants for FY22 legis. initiative for Savage Mill Trail improvements.

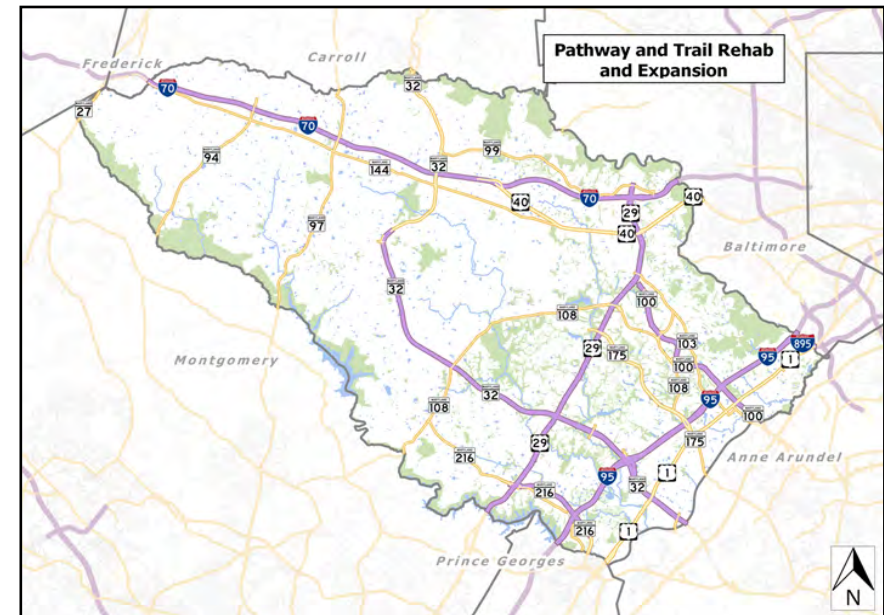
### Project Schedule

FY21-Continue planning, engineering & const. Savage Mill Trail impv  
 FY22-David Force Park trail impv. with the installation of two bridges & cont. impv. to the Savage Mill Trail. Sewell's Orchard pathway resurfacing was swapped with Lake Elkhorn due to a priority change.  
 FY23-Savage Mill Trail impv. continue, Tamar bridge repl. & Open Space pathway & trail improvements.

### Operating Budget Impact

Future rehabilitation of the existing pathway and trails will increase ongoing maintenance efforts by \$1.20 per LF of pathway or trail.

FY2023 Bonds - Annual Debt Service Payment	0
FY2023 Bonds - 20-Year Total Debt Service Payment	0
Total Project Bonds - Annual Debt Service Payment	36,498
Total Project Bonds - 20-Year Total Debt Service Payment	729,951



### Explanation of Changes

FY22-Requesting an increase in Grant of \$1,075,000 for a Transportation Alternatives Program Grant (TAP) for additional Patuxent Branch Trail construction funding and a State Grant for Savage Mill Trail improvements. Requesting \$675,000 in T-Tax for the (TAP) grant match.~FY23-Request \$250,000 in Grants for previously received FY22 legislative initiative for Savage Mill Trail improvements.



# Fiscal 2023 Capital Budget

# RECREATION AND PARKS

## Project: N3963-FY2009 PATHWAY and TRAIL REHAB and EXPANSION

(In Thousands)	Five Year Capital Program									Master Plan				
	Prior Appr.	FY2023 Budget	Appr. Total	Fiscal 2024	Fiscal 2025	Fiscal 2026	Fiscal 2027	Fiscal 2028	Sub Total	Fiscal 2029	Fiscal 2030	Fiscal 2031	Fiscal 2032	Total Project
PLANS & ENGINEERING	550	0	550	0	0	0	0	0	0	0	0	0	0	550
CONSTRUCTION	4,755	550	5,305	400	250	250	250	250	1,400	250	250	0	0	7,205
<b>Total Expenditures</b>	<b>5,305</b>	<b>550</b>	<b>5,855</b>	<b>400</b>	<b>250</b>	<b>250</b>	<b>250</b>	<b>250</b>	<b>1,400</b>	<b>250</b>	<b>250</b>	<b>0</b>	<b>0</b>	<b>7,755</b>
BONDS	478	0	478	0	0	0	0	0	0	0	0	0	0	478
GRANTS	2,167	250	2,417	0	0	0	0	0	0	0	0	0	0	2,417
PAY AS YOU GO	200	0	200	0	0	0	0	0	0	0	0	0	0	200
TRANSFER TAX	2,460	300	2,760	400	250	250	250	250	1,400	250	250	0	0	4,660
<b>Total Funding</b>	<b>5,305</b>	<b>550</b>	<b>5,855</b>	<b>400</b>	<b>250</b>	<b>250</b>	<b>250</b>	<b>250</b>	<b>1,400</b>	<b>250</b>	<b>250</b>	<b>0</b>	<b>0</b>	<b>7,755</b>

**\$2,947,484 spent and encumbered through February 2022**

**\$1,103,720 spent and encumbered through February 2021**

**Project Status** FY21-Continue with planning, engineering and construction. Savage Mill Trail improvements

FY22-David Force Park trail improvements continue with the installation of two bridges and cont. improvements to Savage Mill Trail. Sewell's Orchard pathway resurfacing has been swapped with Lake Elkhorn due to a priority change.

FY23-Savage Mill Trail impv. cont., Tamar bridge repl. & Open Space pathway and trail impv..

FY 2022 Budget	5,305	300	<b>5,605</b>	400	250	250	250	250	<b>1,400</b>	250	250	0		<b>7,505</b>
Difference 2022 / 2023	0	250	<b>250</b>	0	0	0	0	0	<b>0</b>	0	0	0	0	<b>250</b>

FY22-Requesting an increase in Grant of \$1,075,000 for a Transportation Alternatives Program Grant (TAP) for additional Patuxent Branch Trail construction funding and a State Grant for Savage Mill Trail improvements. Requesting \$675,000 in T-Tax for the (TAP) grant match.~FY23-Request \$250,000 in Grants for previously received FY22 legislative initiative for Savage Mill Trail improvements.

# Fiscal 2023 Capital Budget

# RECREATION AND PARKS

## Project: N3967-FY2007 SOUTH BRANCH PARK

### Description

A project to design and construct a seven-acre park located at Old West Friendship Road and the Patapsco River just south of Sykesville. Improvements include utility connections, building renovations, court games, playground, pathways, and parking.

### Justification

This project is identified in the 2005, 2012 and 2017 Land Preservation, Parks and Recreation Plans and is endorsed by the Recreation and Parks Advisory Board.

### Remarks

1. Prior year funds addressed the Town of Sykesville continued design and construction under lease agreement.
2. FY17-Addressed parking lot construction funds. Funds also addressed a \$100,000 State Bond Bill.
3. FY18-Addressed a \$8,000 reimbursement from the Town of Sykesville.
4. FY22-Addressed a \$50,000 reimbursement from the Town of Sykesville.

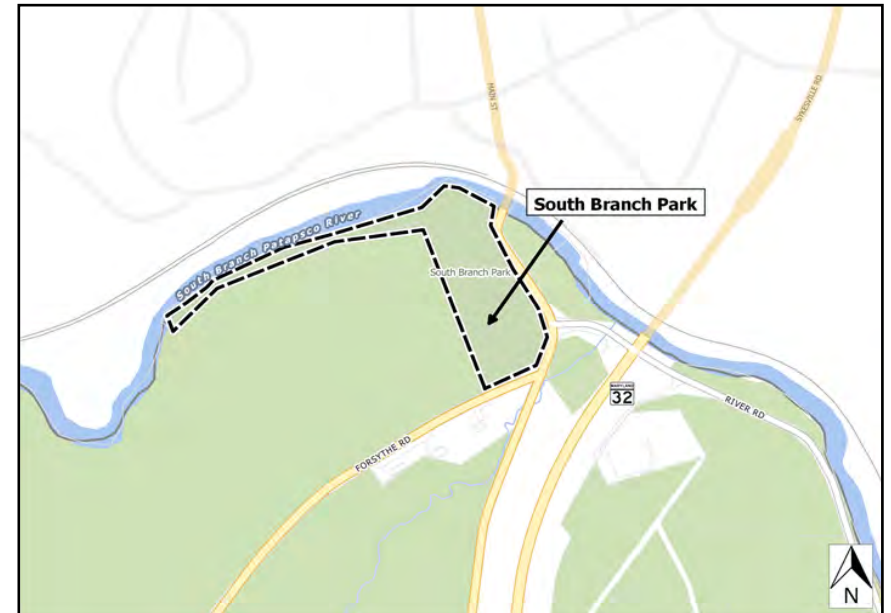
### Project Schedule

- FY20-Began parking lot construction.  
FY21-Parking lot completion November 2020.

### Operating Budget Impact

The estimated annual operating cost will be paid by the Town of Sykesville.

FY2023 Bonds - Annual Debt Service Payment	0
FY2023 Bonds - 20-Year Total Debt Service Payment	0
Total Project Bonds - Annual Debt Service Payment	61,084
Total Project Bonds - 20-Year Total Debt Service Payment	1,221,676



# Fiscal 2023 Capital Budget

# RECREATION AND PARKS

## Project: N3967-FY2007 SOUTH BRANCH PARK

(In Thousands)	Five Year Capital Program										Master Plan			
	Prior Appr.	FY2023 Budget	Appr. Total	Fiscal 2024	Fiscal 2025	Fiscal 2026	Fiscal 2027	Fiscal 2028	Sub Total	Fiscal 2029	Fiscal 2030	Fiscal 2031	Fiscal 2032	Total Project
PLANS & ENGINEERING	450	0	450	0	0	0	0	0	0	0	0	0	0	450
CONSTRUCTION	1,068	0	1,068	0	0	0	0	0	0	0	0	0	0	1,068
<b>Total Expenditures</b>	<b>1,518</b>	<b>0</b>	<b>1,518</b>	<b>0</b>	<b>0</b>	<b>0</b>	<b>0</b>	<b>0</b>	<b>0</b>	<b>0</b>	<b>0</b>	<b>0</b>	<b>0</b>	<b>1,518</b>
BONDS	800	0	800	0	0	0	0	0	0	0	0	0	0	800
GRANTS	100	0	100	0	0	0	0	0	0	0	0	0	0	100
OTHER SOURCES	58	0	58	0	0	0	0	0	0	0	0	0	0	58
PAY AS YOU GO	10	0	10	0	0	0	0	0	0	0	0	0	0	10
TRANSFER TAX	550	0	550	0	0	0	0	0	0	0	0	0	0	550
<b>Total Funding</b>	<b>1,518</b>	<b>0</b>	<b>1,518</b>	<b>0</b>	<b>0</b>	<b>0</b>	<b>0</b>	<b>0</b>	<b>0</b>	<b>0</b>	<b>0</b>	<b>0</b>	<b>0</b>	<b>1,518</b>

**\$1,267,922 spent and encumbered through February 2022**

**\$1,267,985 spent and encumbered through February 2021**

**Project Status** FY15-Playground and pavilion were constructed.

FY16-Skate park was constructed.

FY17-Parking lot designed.

FY20-Began parking lot construction.

FY21-Completed the parking lot November 2020.

FY 2022 Budget	1,518	0	<b>1,518</b>	0	0	0	0	0	<b>0</b>	0	0	0		<b>1,518</b>
Difference 2022 / 2023	0	0	<b>0</b>	0	0	0	0	0	<b>0</b>	0	0	0	0	<b>0</b>

## Project: N3971-FY2009 FOREST CONSERVATION MITIGATION EASEMENT PGM

### Description

A project to conserve or create forested areas within the County through the use of developer fees in accordance with local and State forest mitigation requirements. This project will fund the acquisition of non-County owned property to create forest conservation mitigation easements and to undertake planting on the sites acquired utilizing fees paid in lieu of mitigation on individual development sites. This project will also hire a contractual employee to manage the program.

### Justification

Forest areas are critical for air quality, water quality, erosion control and wildlife habitat. This program addresses the goals and objectives of the Howard County Forest Conservation Act of 1993.

### Remarks

1. Prior year funds addressed developer fees collected by the Department of Planning and Zoning utilizing fees paid in lieu of mitigation on individual development sites in accordance with the Howard County Forest Conservation Act of 1993. Funding also consists of the Department of Public Works fee requirements for forest conservation.
2. FY15-Request addressed additional funds collected by the Department of Planning and Zoning utilizing fees paid in lieu of mitigation on individual development sites in accordance with the Howard County Forest Conservation Act of 1993.
3. FY20-Reduced OTHER SOURCES by \$600,000 for the adjustment of forest conservation mitigations funds not received.

### Project Schedule

- FY19-Continue land acquisition and planting.
- FY21 & FY22-No planting occurred.
- FY23-Continue planting as projects occur.

### Operating Budget Impact

No Operating Impact

FY2023 Bonds - Annual Debt Service Payment	0
FY2023 Bonds - 20-Year Total Debt Service Payment	0
Total Project Bonds - Annual Debt Service Payment	0
Total Project Bonds - 20-Year Total Debt Service Payment	0



# Fiscal 2023 Capital Budget

# RECREATION AND PARKS

## Project: N3971-FY2009 FOREST CONSERVATION MITIGATION EASEMENT PGM

(In Thousands)	Five Year Capital Program										Master Plan			
	Prior Appr.	FY2023 Budget	Appr. Total	Fiscal 2024	Fiscal 2025	Fiscal 2026	Fiscal 2027	Fiscal 2028	Sub Total	Fiscal 2029	Fiscal 2030	Fiscal 2031	Fiscal 2032	Total Project
PLANS & ENGINEERING	450	0	450	0	0	0	0	0	0	0	0	0	0	450
LAND ACQUISITION	700	0	700	0	0	0	0	0	0	0	0	0	0	700
CONSTRUCTION	1,350	0	1,350	0	0	0	0	0	0	0	0	0	0	1,350
<b>Total Expenditures</b>	<b>2,500</b>	<b>0</b>	<b>2,500</b>	<b>0</b>	<b>0</b>	<b>0</b>	<b>0</b>	<b>0</b>	<b>0</b>	<b>0</b>	<b>0</b>	<b>0</b>	<b>0</b>	<b>2,500</b>
OTHER SOURCES	2,500	0	2,500	0	0	0	0	0	0	0	0	0	0	2,500
<b>Total Funding</b>	<b>2,500</b>	<b>0</b>	<b>2,500</b>	<b>0</b>	<b>0</b>	<b>0</b>	<b>0</b>	<b>0</b>	<b>0</b>	<b>0</b>	<b>0</b>	<b>0</b>	<b>0</b>	<b>2,500</b>

**\$2,029,932 spent and encumbered through February 2022**

**\$2,029,932 spent and encumbered through February 2021**

**Project Status** FY20-Planted and managed 18 acres of Forest Conservation areas on parkland.

FY21 & FY22-No planting occurred.

FY 2022 Budget	2,500	0	<b>2,500</b>	0	0	0	0	0	<b>0</b>	0	0	0		<b>2,500</b>
Difference 2022 / 2023	0	0	<b>0</b>	0	0	0	0	0	<b>0</b>	0	0	0	0	<b>0</b>

## Project: N3972-FY2011 DEFAULTED FOREST CONSERVATION and LANDSCAPING

### Description

A project to provide for planting of shrubs and trees, as necessary, in a subdivision or site where a developer failed to install the forest conservation improvements and landscape improvements in accordance with the approved forest conservation plan, landscape plan and developer agreement.

### Justification

Upon developer's failure to complete construction, the surety of the developer is declared to be in default and the proceeds from the surety are placed in this account and used to finance construction.

### Remarks

Developer funds indicate proceeds from the developer's defaulted surety.

### Project Schedule

Program-Defaulted projects as they occur.

FY21-A single project was completed. NHRD had Dan Adams supply and install seven landscape trees for defaulted landscaping for the Purdy Property, an FY06 SDP project.

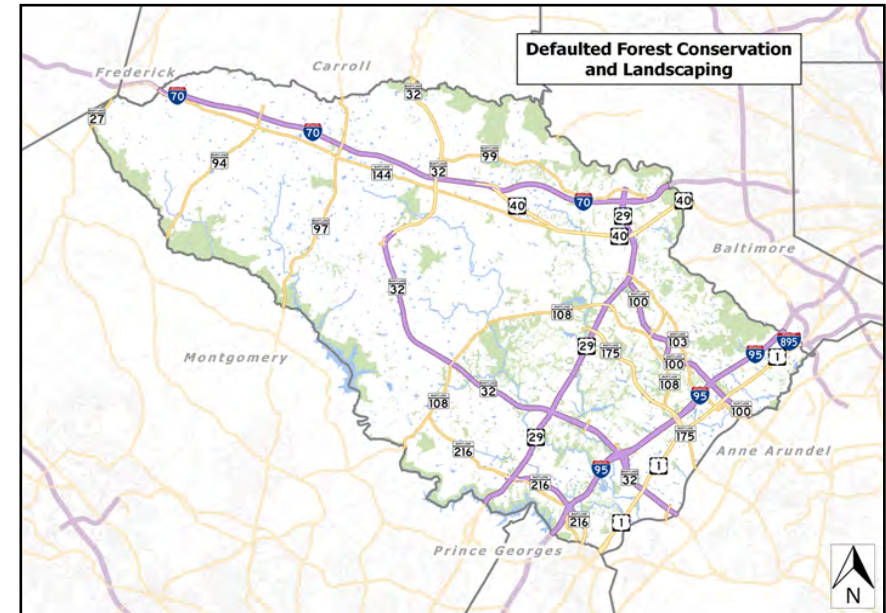
FY22-No expenses or projects.

FY23-Manage defaulted projects as they occur.

### Operating Budget Impact

No Operating Impact

FY2023 Bonds - Annual Debt Service Payment	0
FY2023 Bonds - 20-Year Total Debt Service Payment	0
Total Project Bonds - Annual Debt Service Payment	0
Total Project Bonds - 20-Year Total Debt Service Payment	0



# Fiscal 2023 Capital Budget

# RECREATION AND PARKS

## Project: N3972-FY2011 DEFAULTED FOREST CONSERVATION and LANDSCAPING

(In Thousands)	Five Year Capital Program										Master Plan			
	Prior Appr.	FY2023 Budget	Appr. Total	Fiscal 2024	Fiscal 2025	Fiscal 2026	Fiscal 2027	Fiscal 2028	Sub Total	Fiscal 2029	Fiscal 2030	Fiscal 2031	Fiscal 2032	Total Project
CONSTRUCTION	925	0	925	0	0	0	0	0	0	0	0	0	0	925
<b>Total Expenditures</b>	<b>925</b>	<b>0</b>	<b>925</b>	<b>0</b>	<b>0</b>	<b>0</b>	<b>0</b>	<b>0</b>	<b>0</b>	<b>0</b>	<b>0</b>	<b>0</b>	<b>0</b>	<b>925</b>
DEVELOPER CONTRIBUTION	925	0	925	0	0	0	0	0	0	0	0	0	0	925
<b>Total Funding</b>	<b>925</b>	<b>0</b>	<b>925</b>	<b>0</b>	<b>0</b>	<b>0</b>	<b>0</b>	<b>0</b>	<b>0</b>	<b>0</b>	<b>0</b>	<b>0</b>	<b>0</b>	<b>925</b>

**\$769,806 spent and encumbered through February 2022**

**\$768,306 spent and encumbered through February 2021**

**Project Status** Program-Defaulted projects as they occur.

FY21-A single project was completed. NHRD had Dan Adams supply and install seven landscape trees for defaulted landscaping for the Purdy Property, an FY06 SDP project.

FY22-No expenses or projects.

FY23-Manage defaulted projects as they occur.

FY 2022 Budget	925	0	<b>925</b>	0	0	0	0	0	<b>0</b>	0	0	0		<b>925</b>
Difference 2022 / 2023	0	0	<b>0</b>	0	0	0	0	0	<b>0</b>	0	0	0	0	<b>0</b>



## Project: N3973-FY2014 EAST COLUMBIA LIBRARY ATHLETIC FIELD and SITE IMPROVEMENTS

### Description

A project to upgrade the athletic fields at East Columbia Library, located off of Cradlerock Way in Columbia. Upgrades will include no spill and glare ballfield lighting and synthetic turf fields.

### Justification

This project is identified in the 2012 and 2017 Land Preservation, Parks and Recreation Plans and is endorsed by the Recreation and Parks Advisory Board. This project will provide a safer playing surface and improve site utilization.

### Remarks

1. Prior fund request addressed funds to start the design process to renovate the existing fields to add synthetic turf.
2. FY18-Request addressed construction management fees for construction.
3. FY19-Prior appropriation reflects a TAO-FY19 reduction of \$3,700,000.
4. FY20-No funds requested.
5. FY21-Eliminated the request for \$4,000,000 in Bonds for FY23 and pushed out the project to FY27 in Transfer Tax.
6. FY22-Request the \$4,000,000 be moved from T-Tax to GO Bonds and pushed out to FY28.
- FY23- Request \$5,000,000 T-Tax for FY24. Removed \$4,000,000 in GO Bonds from FY28.

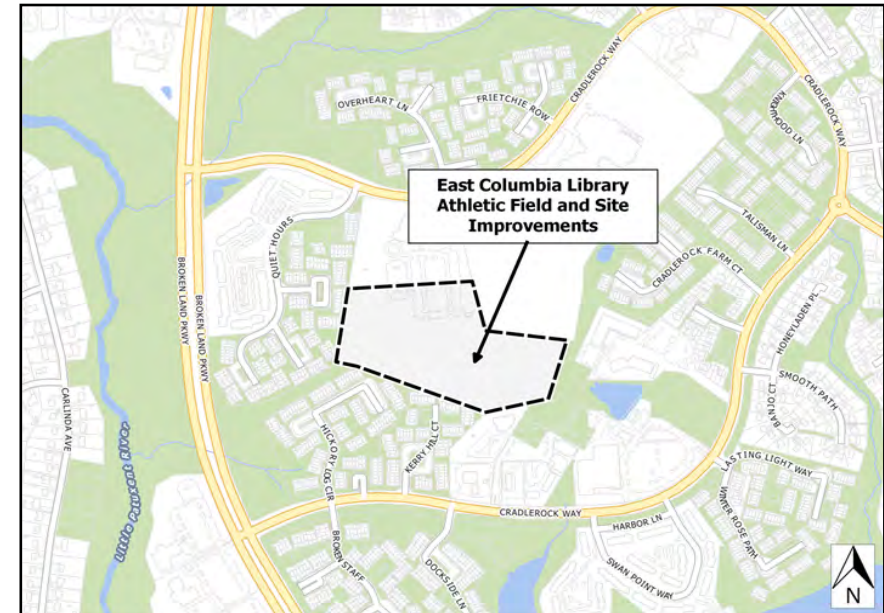
### Project Schedule

- FY22-Project has been moved out to FY28 due to Capital funding constraints. DRP is working with the Howard Hughes Corporation to finalize the transfer of property.
- FY23- Project has been moved to FY24.

### Operating Budget Impact

The operational cost after construction for this project is estimated to be \$75,000 a year.

FY2023 Bonds - Annual Debt Service Payment	0
FY2023 Bonds - 20-Year Total Debt Service Payment	0
Total Project Bonds - Annual Debt Service Payment	15,271
Total Project Bonds - 20-Year Total Debt Service Payment	305,419



### Explanation of Changes

FY23- Request \$5,000,000 T-Tax for FY24. Removed \$4,000,000 GO Bonds from FY28.



# Fiscal 2023 Capital Budget

# RECREATION AND PARKS

## Project: N3973-FY2014 EAST COLUMBIA LIBRARY ATHLETIC FIELD and SITE IMPROVEMENTS

(In Thousands)	Five Year Capital Program										Master Plan			
	Prior Appr.	FY2023 Budget	Appr. Total	Fiscal 2024	Fiscal 2025	Fiscal 2026	Fiscal 2027	Fiscal 2028	Sub Total	Fiscal 2029	Fiscal 2030	Fiscal 2031	Fiscal 2032	Total Project
PLANS & ENGINEERING	200	0	200	0	0	0	0	0	0	0	0	0	0	200
CONSTRUCTION	0	0	0	5,000	0	0	0	0	5,000	0	0	0	0	5,000
<b>Total Expenditures</b>	<b>200</b>	<b>0</b>	<b>200</b>	<b>5,000</b>	<b>0</b>	<b>0</b>	<b>0</b>	<b>0</b>	<b>5,000</b>	<b>0</b>	<b>0</b>	<b>0</b>	<b>0</b>	<b>5,200</b>
BONDS	200	0	200	0	0	0	0	0	0	0	0	0	0	200
TRANSFER TAX	0	0	0	5,000	0	0	0	0	5,000	0	0	0	0	5,000
<b>Total Funding</b>	<b>200</b>	<b>0</b>	<b>200</b>	<b>5,000</b>	<b>0</b>	<b>0</b>	<b>0</b>	<b>0</b>	<b>5,000</b>	<b>0</b>	<b>0</b>	<b>0</b>	<b>0</b>	<b>5,200</b>

**\$170,769 spent and encumbered through February 2022**

**\$170,769 spent and encumbered through February 2021**

**Project Status** FY22-Project has been moved out to FY28 due to Capital funding constraints.

FY23- Project has been moved to FY24.

FY 2022 Budget	200	0	<b>200</b>	0	0	0	0	4,000	<b>4,000</b>	0	0	0		<b>4,200</b>
Difference 2022 / 2023	0	0	<b>0</b>	5,000	0	0	0	(4,000)	<b>1,000</b>	0	0	0	0	<b>1,000</b>

FY23- Request \$5,000,000 T-Tax for FY24. Removed \$4,000,000 GO Bonds from FY28.

## Project: N3976-FY2025 SOUTH FULTON PARK

### Description

A project to master plan, design and construct an 84-acre community park located off of MD29 and Murphy Road, north of the Patuxent River. Facilities will be determined by a citizen's advisory committee and a master plan effort.

### Justification

This project is identified in the 2012 and 2017 Land Preservation, Parks and Recreation Plans and is endorsed by the Recreation and Parks Advisory Board.

### Remarks

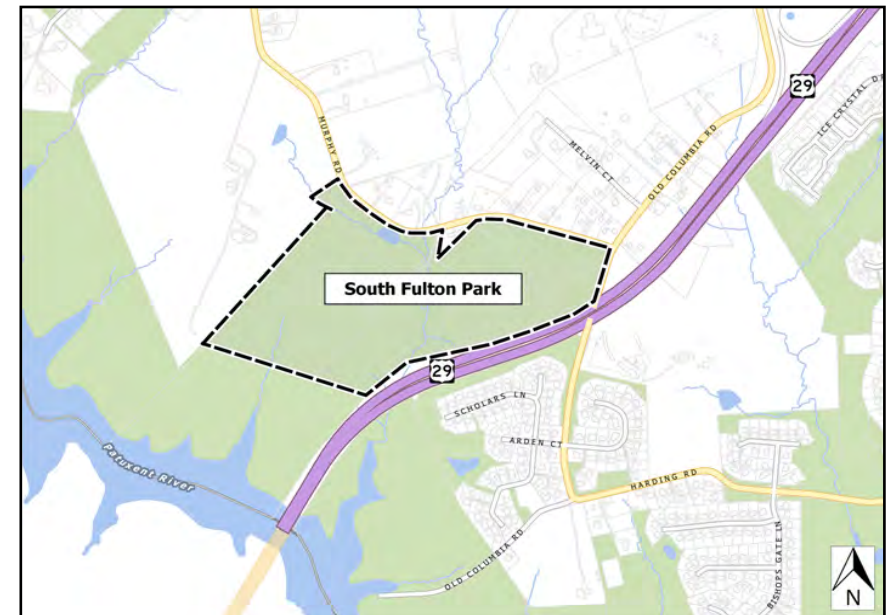
Project design has been moved out to FY27 & FY28 due to Capital funding constraints.

### Project Schedule

### Operating Budget Impact

At this time the operating impact cannot be determined until we get closer to construction.

FY2023 Bonds - Annual Debt Service Payment	0
FY2023 Bonds - 20-Year Total Debt Service Payment	0
Total Project Bonds - Annual Debt Service Payment	0
Total Project Bonds - 20-Year Total Debt Service Payment	0



### Explanation of Changes

A project to master plan, design and construct an 84-acre community park located off of MD29 and Murphy Road, north of the Patuxent River. Facilities will be determined by a citizen's advisory committee and a master plan effort.

# Fiscal 2023 Capital Budget

# RECREATION AND PARKS

## Project: N3976-FY2025 SOUTH FULTON PARK

(In Thousands)	Five Year Capital Program									Master Plan				
	Prior Appr.	FY2023 Budget	Appr. Total	Fiscal 2024	Fiscal 2025	Fiscal 2026	Fiscal 2027	Fiscal 2028	Sub Total	Fiscal 2029	Fiscal 2030	Fiscal 2031	Fiscal 2032	Total Project
PLANS & ENGINEERING	0	0	0	0	0	0	200	500	700	0	0	0	0	700
<b>Total Expenditures</b>	<b>0</b>	<b>0</b>	<b>0</b>	<b>0</b>	<b>0</b>	<b>0</b>	<b>200</b>	<b>500</b>	<b>700</b>	<b>0</b>	<b>0</b>	<b>0</b>	<b>0</b>	<b>700</b>
TRANSFER TAX	0	0	0	0	0	0	200	500	700	0	0	0	0	700
<b>Total Funding</b>	<b>0</b>	<b>0</b>	<b>0</b>	<b>0</b>	<b>0</b>	<b>0</b>	<b>200</b>	<b>500</b>	<b>700</b>	<b>0</b>	<b>0</b>	<b>0</b>	<b>0</b>	<b>700</b>

**\$0 spent and encumbered through February 2022**

**\$0 spent and encumbered through February 2021**

**Project Status** Project design has been moved out from FY27 & FY28 due to Capital funding constraints.

FY 2022 Budget	0	0	<b>0</b>	0	0	0	200	500	<b>700</b>	0	0	0		<b>700</b>
Difference 2022 / 2023	0	0	<b>0</b>	0	0	0	0	0	<b>0</b>	0	0	0	0	<b>0</b>

## Project: N3977-FY2019 KIWANIS PARK EXTENSION

### Description

A project to master plan, design and construct an additional 30-acre site adjacent to the existing Kiwanis Park and to improve the existing park site.

### Justification

This project is identified in the 2012 and 2017 Land Preservation, Parks and Recreation Plans and is endorsed by the Recreation and Parks Advisory Board.

### Remarks

Project has been moved out to FY27 & FY28 due to Capital funding constraints. Previous funding from Others refers to funding from HCYP for 50 percent match towards field lighting replacement projects on fields #6 & #12.

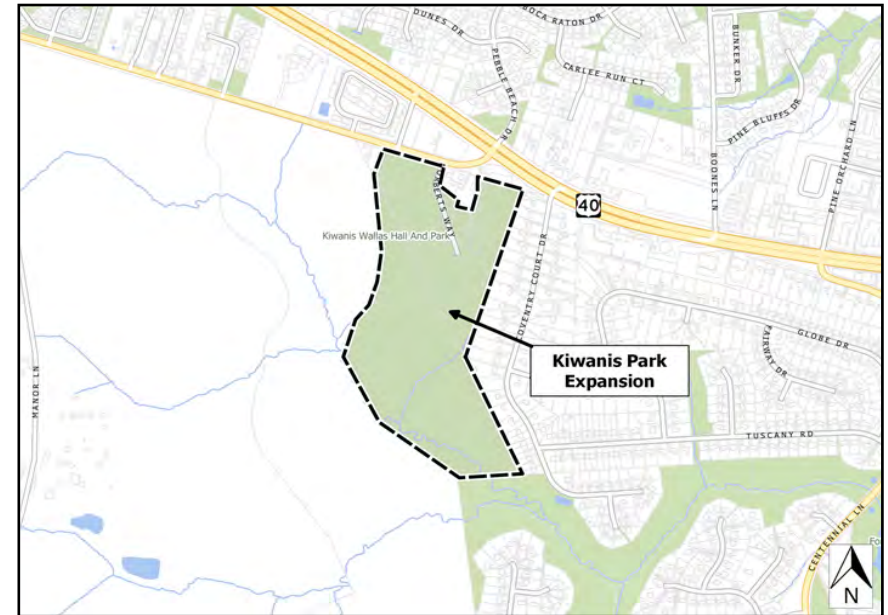
### Project Schedule

- FY21- Replacement of field #6 lighting.
- FY22- Replacement of field #12 lighting once matching funds have been received from HCYP.
- FY27- Design for additional fields.
- FY28- Construction of additional fields.

### Operating Budget Impact

At this time the operating impact cannot be determined until we get closer to construction.

FY2023 Bonds - Annual Debt Service Payment	0
FY2023 Bonds - 20-Year Total Debt Service Payment	0
Total Project Bonds - Annual Debt Service Payment	13,744
Total Project Bonds - 20-Year Total Debt Service Payment	274,877



# Fiscal 2023 Capital Budget

# RECREATION AND PARKS

## Project: N3977-FY2019 KIWANIS PARK EXTENSION

(In Thousands)	Five Year Capital Program										Master Plan			
	Prior Appr.	FY2023 Budget	Appr. Total	Fiscal 2024	Fiscal 2025	Fiscal 2026	Fiscal 2027	Fiscal 2028	Sub Total	Fiscal 2029	Fiscal 2030	Fiscal 2031	Fiscal 2032	Total Project
PLANS & ENGINEERING	0	0	0	0	0	0	200	0	200	0	0	0	0	200
CONSTRUCTION	570	0	570	0	0	0	0	500	500	0	0	0	0	1,070
<b>Total Expenditures</b>	<b>570</b>	<b>0</b>	<b>570</b>	<b>0</b>	<b>0</b>	<b>0</b>	<b>200</b>	<b>500</b>	<b>700</b>	<b>0</b>	<b>0</b>	<b>0</b>	<b>0</b>	<b>1,270</b>
BONDS	180	0	180	0	0	0	0	0	0	0	0	0	0	180
OTHER SOURCES	235	0	235	0	0	0	0	0	0	0	0	0	0	235
TRANSFER TAX	155	0	155	0	0	0	200	500	700	0	0	0	0	855
<b>Total Funding</b>	<b>570</b>	<b>0</b>	<b>570</b>	<b>0</b>	<b>0</b>	<b>0</b>	<b>200</b>	<b>500</b>	<b>700</b>	<b>0</b>	<b>0</b>	<b>0</b>	<b>0</b>	<b>1,270</b>

**\$275,070 spent and encumbered through February 2022**

**\$275,070 spent and encumbered through February 2021**

**Project Status** FY21-Replacement of field #6 lighting.

FY22-Replacement of field #12 lighting once matching funds have been received from HCYP.

FY27-Design for additional fields.

FY28-Construction of additional fields.

FY 2022 Budget	570	0	<b>570</b>	0	0	0	200	500	<b>700</b>	0	0	0		<b>1,270</b>
Difference 2022 / 2023	0	0	<b>0</b>	0	0	0	0	0	<b>0</b>	0	0	0	0	<b>0</b>

## Project: N3978-FY2018 PARKLAND ACQUISITION PROGRAM

### Description

This project establishes a fund for Countywide parkland acquisition and related expenses. This project allows the County to move quickly to acquire land which becomes available and satisfies one or more of the following objectives: addresses State and County Greenway objectives, protects sensitive natural resources threatened by development, acquire additional land adjacent to existing parks, and or satisfies park and open space needs as identified in the Departments 2017 Land Preservation, Parks and Recreation Plan (LPPRP).

### Justification

This project is identified in the 2005, 2012 and 2017 Land Preservation, Park and Recreation Plans and is endorsed by the Recreation and Parks Advisory Board.

### Remarks

1. FY19-Request addressed \$50,000 for acq. incidentals (appraisals|environmental studies). \$1,394,569 for FY19 POS acq. funds received. \$2,010,000 in POS & \$750,000 in OTHER SOURCES (Open Space Fee-in-Lieu) funding prior to FY19, that was transferred from the old Parkland Acquisition Program N3103.
2. FY20-\$319,000 reduced from OTHER SOURCES & added to N3103 for final adjustment for closure of N3103. \$1,717,000 added for State POS funding.
3. FY21-Planned on receiving \$1,876,000 in POS Grants & applied a \$900,000 reduction in POS Grant adj. from FY20.
4. FY22-Inc. in Grants from \$1,800,000 to \$1,908,000 & a reduction of \$304,299.50 to \$1,603,821.50 for POS grant funds not received in FY21.
5. FY23-Request to increase Grants to \$1,700,000. Request \$100,000 T-Tax for property incidentals & expenses. Requesting \$6,000,000 in T-Tax for potential acquisition of Camp Ilchester.

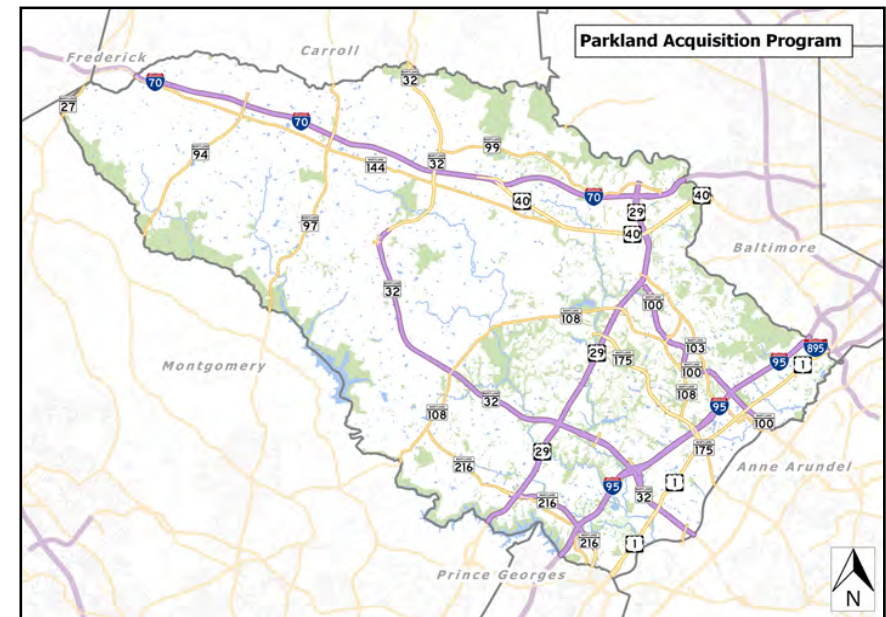
### Project Schedule

FY23-FY32-Land acquisition efforts continue.

### Operating Budget Impact

Operating costs of woodland and natural areas are absorbed within current operational budgets. Developed park areas are maintained at an average cost of \$3,900 per acre per year.

FY2023 Bonds - Annual Debt Service Payment	0
FY2023 Bonds - 20-Year Total Debt Service Payment	0
Total Project Bonds - Annual Debt Service Payment	0
Total Project Bonds - 20-Year Total Debt Service Payment	0



### Explanation of Changes

FY23-Request to increase Grants to \$1,700,000. Request \$100,000 T-Tax for property incidentals & expenses. Requesting \$6,000,000 in T-Tax for the potential acquisition of Camp Ilchester.

# Fiscal 2023 Capital Budget

# RECREATION AND PARKS

## Project: N3978-FY2018 PARKLAND ACQUISITION PROGRAM

(In Thousands)	Five Year Capital Program									Master Plan				Total Project
	Prior Appr.	FY2023 Budget	Appr. Total	Fiscal 2024	Fiscal 2025	Fiscal 2026	Fiscal 2027	Fiscal 2028	Sub Total	Fiscal 2029	Fiscal 2030	Fiscal 2031	Fiscal 2032	
PLANS & ENGINEERING	200	50	250	50	50	50	50	50	250	50	50	50	50	700
LAND ACQUISITION	8,637	7,650	16,287	1,250	1,250	1,250	1,250	1,250	6,250	1,250	1,250	1,250	1,250	27,537
OTHER	0	100	100	0	0	0	0	0	0	0	0	0	0	100
<b>Total Expenditures</b>	<b>8,837</b>	<b>7,800</b>	<b>16,637</b>	<b>1,300</b>	<b>1,300</b>	<b>1,300</b>	<b>1,300</b>	<b>1,300</b>	<b>6,500</b>	<b>1,300</b>	<b>1,300</b>	<b>1,300</b>	<b>1,300</b>	<b>28,337</b>
GRANTS	8,156	1,700	9,856	1,300	1,300	1,300	1,300	1,300	6,500	1,300	1,300	1,300	1,300	21,556
OTHER SOURCES	531	0	531	0	0	0	0	0	0	0	0	0	0	531
TRANSFER TAX	150	6,100	6,250	0	0	0	0	0	0	0	0	0	0	6,250
<b>Total Funding</b>	<b>8,837</b>	<b>7,800</b>	<b>16,637</b>	<b>1,300</b>	<b>1,300</b>	<b>1,300</b>	<b>1,300</b>	<b>1,300</b>	<b>6,500</b>	<b>1,300</b>	<b>1,300</b>	<b>1,300</b>	<b>1,300</b>	<b>28,337</b>

**\$3,712,649 spent and encumbered through February 2022**

**\$2,905,224 spent and encumbered through February 2021**

**Project Status** FY22-Purchased Coles property and Savage Remainder property.

FY23-Pursuing acquisition on East Columbia Library Park, Camp Ilchester and other properties. Annual LPPRP planning grants of \$25,000 to continue.

FY 2022 Budget	8,837	1,300	<b>10,137</b>	1,300	1,300	1,300	1,300	1,300	<b>6,500</b>	1,300	1,300	1,300		<b>20,537</b>
Difference 2022 / 2023	0	6,500	<b>6,500</b>	0	0	0	0	0	<b>0</b>	0	0	0	1,300	<b>7,800</b>

FY23-Request to increase Grants to \$1,700,000. Request \$100,000 T-Tax for property incidentals & expenses.. Requesting \$6,000,000 in T-Tax for the potential acquisition of Camp Ilchester.

# Fiscal 2023 Capital Budget

# RECREATION AND PARKS

## Project: N3979 - FY2023 SHIPLEY PARK

### Description

A project to master plan, design and construct a 25-acre community park on the former Coles property located at 12155 and 12195 Old Frederick Road in Marriottsville.

### Justification

This project is identified in the 2012 and 2017 Land Preservation, Parks and Recreation Plans and is endorsed by the Recreation and Parks Advisory Board.

### Remarks

FY23- Master Planning to begin.

### Project Schedule

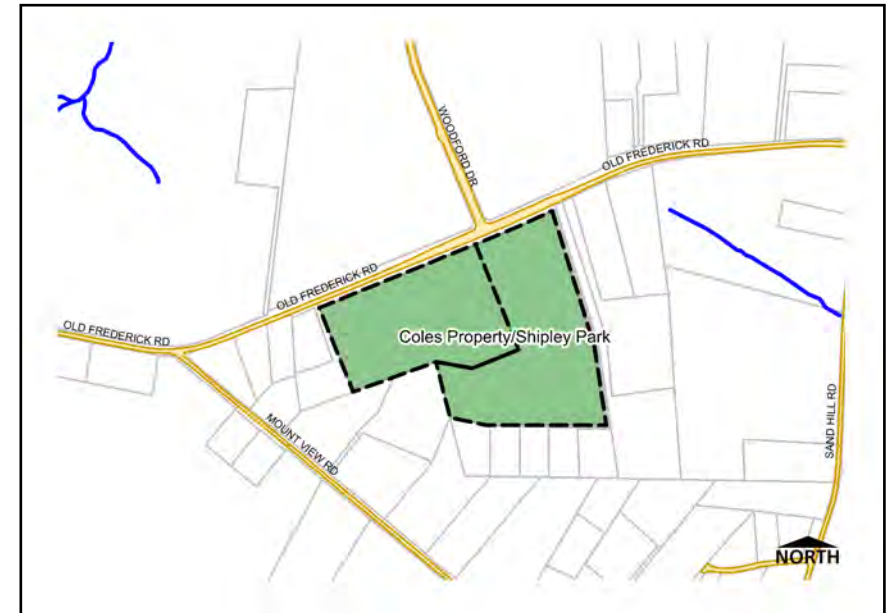
FY22-Farm house and barns removals. Abandon well & septic.

FY23-Begin Master Planning.

### Operating Budget Impact

Not available at current time.

FY2023 Bonds - Annual Debt Service Payment	0
FY2023 Bonds - 20-Year Total Debt Service Payment	0
Total Project Bonds - Annual Debt Service Payment	0
Total Project Bonds - 20-Year Total Debt Service Payment	0



### Explanation of Changes

FY23-Request \$200 in Grants and \$67 in T-Tax for the Master Planning of Shiple Park.



# Fiscal 2023 Capital Budget

# RECREATION AND PARKS

## Project: N3979 - FY2023 SHIPLEY PARK

(In Thousands)	Five Year Capital Program										Master Plan			
	Prior Appr.	FY2023 Budget	Appr. Total	Fiscal 2024	Fiscal 2025	Fiscal 2026	Fiscal 2027	Fiscal 2028	Sub Total	Fiscal 2029	Fiscal 2030	Fiscal 2031	Fiscal 2032	Total Project
PLANS & ENGINEERING	0	267	267	0	0	0	0	0	0	0	0	0	0	267
<b>Total Expenditures</b>	<b>0</b>	<b>267</b>	<b>267</b>	<b>0</b>	<b>0</b>	<b>0</b>	<b>0</b>	<b>0</b>	<b>0</b>	<b>0</b>	<b>0</b>	<b>0</b>	<b>0</b>	<b>267</b>
GRANTS	0	200	200	0	0	0	0	0	0	0	0	0	0	200
TRANSFER TAX	0	67	67	0	0	0	0	0	0	0	0	0	0	67
<b>Total Funding</b>	<b>0</b>	<b>267</b>	<b>267</b>	<b>0</b>	<b>0</b>	<b>0</b>	<b>0</b>	<b>0</b>	<b>0</b>	<b>0</b>	<b>0</b>	<b>0</b>	<b>0</b>	<b>267</b>

**\$0 spent and encumbered through February 2022  
spent and encumbered through February 2021**

**Project Status** FY22-Farm house and barns removals. Abandon well & septic.  
FY23-Begin Master Planning.

Difference 2022 / 2023	0	267	<b>267</b>	0	0	0	0	0	0	0	0	0	0	<b>267</b>
------------------------	---	-----	------------	---	---	---	---	---	---	---	---	---	---	------------

FY23-Request \$200 in Grants and \$67 in T-Tax for the Master Planning of Shipley Park.



**Howard County, MD**  
**FY 2023 Executive Proposed Capital Budget**  
**POLICE PROJECTS**

Project Information	Funding Source	Prior Approp.	FY 2023	Total	FY 2024	FY 2025	FY 2026	FY 2027	FY 2028	Total
<b>P4928-FY2015 POLICE STATION &amp; MODERNIZATION OF FACILITIES</b>	B	5,015	1,250	6,265	0	0	0	0	0	6,265
Police department building upgrades and renovations, including partial renovation of Northern District and Grempler Building and others as necessary.	<b>Total</b>	<b>5,015</b>	<b>1,250</b>	<b>6,265</b>	<b>0</b>	<b>0</b>	<b>0</b>	<b>0</b>	<b>0</b>	<b>6,265</b>
<b>POLICE PROJECTS Total</b>		<b>5,015</b>	<b>1,250</b>	<b>6,265</b>	<b>0</b>	<b>0</b>	<b>0</b>	<b>0</b>	<b>0</b>	<b>6,265</b>

**Howard County, MD**  
**FY 2023 Executive Proposed Capital Budget (\$000)**  
**POLICE PROJECTS**

	<b>Revenue Source</b>	<b>Prior Total</b>	<b>Current FY</b>	<b>Appropriation Total</b>
B	BONDS	5,015	1,250	6,265
<b>Total</b>		<b>5,015</b>	<b>1,250</b>	<b>6,265</b>

**Howard County, MD**  
**FY 2023 Executive Proposed 5 Year Capital Budget Project Type Summary**  
**POLICE PROJECTS**

<b>Revenue Source</b>		<b>Prior Approp</b>	<b>Current FY</b>	<b>2024</b>	<b>2025</b>	<b>2026</b>	<b>2027</b>	<b>2028</b>	<b>Total</b>
B	BONDS	5,015	1,250	0	0	0	0	0	6,265
<b>Total</b>		<b>5,015</b>	<b>1,250</b>	<b>0</b>	<b>0</b>	<b>0</b>	<b>0</b>	<b>0</b>	<b>6,265</b>



# Fiscal 2023 Capital Budget

# POLICE PROJECTS

## Project: P4928-FY2015 POLICE STATION & MODERNIZATION OF FACILITIES

(In Thousands)	Five Year Capital Program									Master Plan				
	Prior Appr.	FY2023 Budget	Appr. Total	Fiscal 2024	Fiscal 2025	Fiscal 2026	Fiscal 2027	Fiscal 2028	Sub Total	Fiscal 2029	Fiscal 2030	Fiscal 2031	Fiscal 2032	Total Project
PLANS & ENGINEERING	3,800	50	3,850	0	0	0	0	0	0	0	0	0	0	3,850
LAND ACQUISITION	0	0	0	0	0	0	0	0	0	0	0	0	0	0
CONSTRUCTION	1,050	1,200	2,250	0	0	0	0	0	0	0	0	0	0	2,250
ADMINISTRATION	15	0	15	0	0	0	0	0	0	0	0	0	0	15
EQUIPMENT & FURNISHINGS	150	0	150	0	0	0	0	0	0	0	0	0	0	150
<b>Total Expenditures</b>	<b>5,015</b>	<b>1,250</b>	<b>6,265</b>	<b>0</b>	<b>0</b>	<b>0</b>	<b>0</b>	<b>0</b>	<b>0</b>	<b>0</b>	<b>0</b>	<b>0</b>	<b>0</b>	<b>6,265</b>
BONDS	5,015	1,250	6,265	0	0	0	0	0	0	0	0	0	0	6,265
<b>Total Funding</b>	<b>5,015</b>	<b>1,250</b>	<b>6,265</b>	<b>0</b>	<b>0</b>	<b>0</b>	<b>0</b>	<b>0</b>	<b>0</b>	<b>0</b>	<b>0</b>	<b>0</b>	<b>0</b>	<b>6,265</b>

**\$4,884,516 spent and encumbered through February 2022**

**\$4,646,744 spent and encumbered through February 2021**

### Project Status

FY16 - MOU signed for Old Cedar Lane Elementary School site.

FY18 - Master plan complete.

FY19 - Complete site plan, SD and building concept.

FY20 - New|Third Police Station project has been postponed. Police Admin to move to leased space.

FY21 - Renovations to Northern District in space vacated by Police Admin, Southern District: renovations to create new fitness room.

FY22 - Completed renovations to Northern District. Began planning for renovations to Southern District.

FY 2022 Budget	5,015	0	<b>5,015</b>	0	0	0	0	0	<b>0</b>	0	0	0		<b>5,015</b>
Difference 2022 / 2023	0	1,250	<b>1,250</b>	0	0	0	0	0	<b>0</b>	0	0	0	0	<b>1,250</b>

FY23 request to complete renovations at Southern District including the locker rooms, fitness center.





**Howard County, MD**  
**FY 2023 Executive Proposed Capital Budget**  
**SEWER PROJECTS**

Project Information	Funding Source	Prior Approp.	FY 2023	Total	FY 2024	FY 2025	FY 2026	FY 2027	FY 2028	Total
<b>S6214-SEWER CONTINGENCY FUND</b>	C	500	0	500	0	0	0	0	0	500
The fund is designed for use as a revenue source for (1) transfers of appropriations when either construction costs are higher than originally estimated or engineering must be advanced from future years to the present fiscal year for critical sewer needs.	D	1,000	0	1,000	0	0	0	0	0	1,000
	G	10,000	0	10,000	0	0	0	0	0	10,000
	M	10,045	0	10,045	0	0	0	0	0	10,045
	O	5,000	0	5,000	0	0	0	0	0	5,000
	<b>Total</b>	<b>26,545</b>	<b>0</b>	<b>26,545</b>	<b>0</b>	<b>0</b>	<b>0</b>	<b>0</b>	<b>0</b>	<b>26,545</b>
<b>S6237-FY2001 PATAPSCO CONVEY TREAT FACILITIES</b>	C	6,750	0	6,750	0	0	0	0	0	6,750
A project for Howard County's participation in cost sharing for the capital funding of the Patapsco Treatment Plant at Wagners Point and the related Patapsco Interceptor, Pump Station, and Force Main.	I	5,499	0	5,499	0	0	0	0	0	5,499
	M	32,400	0	32,400	0	0	0	0	0	32,400
	W	351	0	351	0	0	0	0	0	351
	<b>Total</b>	<b>45,000</b>	<b>0</b>	<b>45,000</b>	<b>0</b>	<b>0</b>	<b>0</b>	<b>0</b>	<b>0</b>	<b>45,000</b>
<b>S6249-DEFAULTED DEVELOPER AGREEMENTS</b>	D	3,600	0	3,600	0	0	0	0	0	3,600
An appropriation is requested under this project to construct water, sewer and associated facilities where the developer has failed to build all facilities in accordance with the plans and Developer Agreement.	<b>Total</b>	<b>3,600</b>	<b>0</b>	<b>3,600</b>	<b>0</b>	<b>0</b>	<b>0</b>	<b>0</b>	<b>0</b>	<b>3,600</b>
<b>S6264-FY2008 LPWRP CAPITAL REPAIRS</b>	C	14,683	0	14,683	0	0	0	0	0	14,683
A project to systematically repair, replace, or upgrade existing facilities at the Little Patuxent Water Reclamation Plant (LPWRP), and existing water distribution and wastewater collection system facilities.	G	964	0	964	0	0	0	0	0	964
	M	26,855	0	26,855	0	0	0	0	0	26,855
	<b>Total</b>	<b>42,502</b>	<b>0</b>	<b>42,502</b>	<b>0</b>	<b>0</b>	<b>0</b>	<b>0</b>	<b>0</b>	<b>42,502</b>
<b>S6269-FY2009 ASHLEIGH KNOLLS SHARED SEWAGE DISP FAC UPGD</b>	B	1,074	0	1,074	0	0	0	0	0	1,074
A project to design and install a wastewater treatment system for the Ashleigh Knolls Shared Septic Facility to meet new Maryland Department of the Environment (MDE) discharge permit limits.	G	3,000	0	3,000	0	0	0	0	0	3,000
	P	162	0	162	0	0	0	0	0	162
	<b>Total</b>	<b>4,236</b>	<b>0</b>	<b>4,236</b>	<b>0</b>	<b>0</b>	<b>0</b>	<b>0</b>	<b>0</b>	<b>4,236</b>

**Howard County, MD**  
**FY 2023 Executive Proposed Capital Budget**  
**SEWER PROJECTS**

Project Information	Funding Source	Prior Approp.	FY 2023	Total	FY 2024	FY 2025	FY 2026	FY 2027	FY 2028	Total
<b>S6274-FY2015 UPPER LITTLE PATUXENT PARALLEL SEWER</b> A project for the design and construction of 2,500 LF of parallel sewer including streambank protection, and water/sewer utilities stream crossing protection adjacent to the Little Patuxent Interceptor Sewer, north of MD108.	M	5,350	750	6,100	0	0	0	0	0	6,100
	<b>Total</b>	<b>5,350</b>	<b>750</b>	<b>6,100</b>	<b>0</b>	<b>0</b>	<b>0</b>	<b>0</b>	<b>0</b>	<b>6,100</b>
<b>S6275-FY2012 DANIELS AREA PUMPING STATION</b> A project for the study, design and construction of a wastewater pumping station and force main to serve the Daniels Area east of Old Frederick Road.	M	3,020	0	3,020	0	0	0	0	0	3,020
	<b>Total</b>	<b>3,020</b>	<b>0</b>	<b>3,020</b>	<b>0</b>	<b>0</b>	<b>0</b>	<b>0</b>	<b>0</b>	<b>3,020</b>
<b>S6280-FY2013 HAMMOND PATUXENT INTERCEPTOR IMPROVEMENTS</b> A project for the study, design and construction of 12,000 feet of parallel sewer in the Hammond Branch and Patuxent sewer drainage areas.	M	19,490	0	19,490	3,715	5,000	0	0	0	28,205
	<b>Total</b>	<b>19,490</b>	<b>0</b>	<b>19,490</b>	<b>3,715</b>	<b>5,000</b>	<b>0</b>	<b>0</b>	<b>0</b>	<b>28,205</b>
<b>S6281-FY2013 DORSEY GUILFORD INTERCEPTOR IMPROVEMENTS</b> A project for the study, design and construction of 14,600 feet of parallel sewer in the Dorsey Run and Guilford Run sewer drainage areas.	M	12,345	1,005	13,350	15	0	0	0	0	13,365
	<b>Total</b>	<b>12,345</b>	<b>1,005</b>	<b>13,350</b>	<b>15</b>	<b>0</b>	<b>0</b>	<b>0</b>	<b>0</b>	<b>13,365</b>
<b>S6282-FY2013 BONNIE BRANCH/ROCKBURN INTERCEPTOR IMPROVEMENTS</b> A project for the design and rehabilitation of 6,100 feet of interceptor sewer in the Bonnie Branch sewer drainage area and the re-commissioning and upgrade of the Kerger Road Pumping Station and force main.	M	5,280	0	5,280	0	0	0	0	0	5,280
	O	45	0	45	0	0	0	0	0	45
	<b>Total</b>	<b>5,325</b>	<b>0</b>	<b>5,325</b>	<b>0</b>	<b>0</b>	<b>0</b>	<b>0</b>	<b>0</b>	<b>5,325</b>

**Howard County, MD**  
**FY 2023 Executive Proposed Capital Budget**  
**SEWER PROJECTS**

Project Information	Funding Source	Prior Approp.	FY 2023	Total	FY 2024	FY 2025	FY 2026	FY 2027	FY 2028	Total
<b>S6283-FY2013 TIBER SUCKER BRANCH INTERCEPTOR IMPROVEMENTS</b>	M	12,200	4,000	16,200	4,000	0	0	0	0	20,200
A project for the design and construction of 18,250 feet of parallel sewer in the Tiber Branch & Sucker Branch sewer drainage areas.	<b>Total</b>	<b>12,200</b>	<b>4,000</b>	<b>16,200</b>	<b>4,000</b>	<b>0</b>	<b>0</b>	<b>0</b>	<b>0</b>	<b>20,200</b>
<b>S6284-FY2013 DEEP RUN SHALLOW RUN INTERCEPTOR IMPROVEMENTS</b>	M	23,625	4,000	27,625	8,500	4,000	0	0	0	40,125
A project for the design and construction of 44,000 feet of parallel sewer in the Deep Run and Shallow Run sewer drainage areas.	<b>Total</b>	<b>23,625</b>	<b>4,000</b>	<b>27,625</b>	<b>8,500</b>	<b>4,000</b>	<b>0</b>	<b>0</b>	<b>0</b>	<b>40,125</b>
<b>S6285-FY2017 MD108 PUMP STATION OUTFALL IMPROVEMENTS</b>	M	1,920	0	1,920	3,825	0	0	0	0	5,745
A project for the design and construction of 1,585 feet of parallel sewer in the Tiber Branch sewer drainage area to support flows from the MD108 Pumping Station.	<b>Total</b>	<b>1,920</b>	<b>0</b>	<b>1,920</b>	<b>3,825</b>	<b>0</b>	<b>0</b>	<b>0</b>	<b>0</b>	<b>5,745</b>
<b>S6287-FY2017 NORTH LAUREL PUMP STATION PARALLEL FORCE MAIN</b>	D	0	430	430	0	0	0	0	0	430
Design and construction of approximately 5,200 feet of parallel force main and 3,400 feet of gravity sewer to supplement the pumping capacity of the North Laurel Wastewater Pumping Station.	M	2,510	6,110	8,620	0	0	0	0	0	8,620
	<b>Total</b>	<b>2,510</b>	<b>6,540</b>	<b>9,050</b>	<b>0</b>	<b>0</b>	<b>0</b>	<b>0</b>	<b>0</b>	<b>9,050</b>
<b>S6294-FY2015 ANNAPOLIS JUNCTION PUMPING STATION RENOVATION</b>	I	1,515	0	1,515	0	0	0	0	0	1,515
A project for the renovation of the Annapolis Junction Pumping Station.	O	125	0	125	0	0	0	0	0	125
	<b>Total</b>	<b>1,640</b>	<b>0</b>	<b>1,640</b>	<b>0</b>	<b>0</b>	<b>0</b>	<b>0</b>	<b>0</b>	<b>1,640</b>
<b>S6297-FY2016 OLD FREDERICK ROAD PUMPING STATION UPGRADE</b>	M	1,735	0	1,735	0	0	0	0	0	1,735
A project for the design and construction of upgrades to increase the pumping capacity of the Old Frederick Road Pumping Station.										

**Howard County, MD**  
**FY 2023 Executive Proposed Capital Budget**  
**SEWER PROJECTS**

Project Information	Funding Source	Prior Approp.	FY 2023	Total	FY 2024	FY 2025	FY 2026	FY 2027	FY 2028	Total
<b>S6297-FY2016 OLD FREDERICK ROAD PUMPING</b>	<b>Total</b>	<b>1,735</b>	<b>0</b>	<b>1,735</b>	<b>0</b>	<b>0</b>	<b>0</b>	<b>0</b>	<b>0</b>	<b>1,735</b>
<b>S6298-FY2018 DORSEY RUN ROAD SEWER EXTENSION</b>	M	400	0	400	0	0	0	0	0	400
A project for the design and construction of 475 LF of 8-inch sewer main along Dorsey Run Road to serve one property with a failing septic system.	<b>Total</b>	<b>400</b>	<b>0</b>	<b>400</b>	<b>0</b>	<b>0</b>	<b>0</b>	<b>0</b>	<b>0</b>	<b>400</b>
<b>S6299 - FY 2023 ROCKBURN BRANCH SEWER STUDY</b>	C	0	600	600	0	0	0	0	0	600
A project to study and determine feasible options to provide sewer service to properties along Elibank Drive in Elkridge, MD.	<b>Total</b>	<b>0</b>	<b>600</b>	<b>600</b>	<b>0</b>	<b>0</b>	<b>0</b>	<b>0</b>	<b>0</b>	<b>600</b>
<b>S6500-FY2017 SEWER AREA ASSESSMENT AND MODELING</b>	C	455	90	545	90	100	0	0	0	735
A project [program] for the study and evaluation of sewer areas and/or water zones.	<b>Total</b>	<b>455</b>	<b>90</b>	<b>545</b>	<b>90</b>	<b>100</b>	<b>0</b>	<b>0</b>	<b>0</b>	<b>735</b>
<b>S6600-FY2019 WATER AND WASTEWATER FACILITIES CAPITAL REPAIRS AND UPGRADES</b>	M	10,000	1,500	11,500	1,500	1,500	1,500	1,500	1,500	19,000
A project [program] to repair or upgrade existing water or sewer facilities.	<b>Total</b>	<b>10,000</b>	<b>1,500</b>	<b>11,500</b>	<b>1,500</b>	<b>1,500</b>	<b>1,500</b>	<b>1,500</b>	<b>1,500</b>	<b>19,000</b>
<b>S6601-FY2020 SEWER ASSET MANAGEMENT PROGRAM</b>	C	5,211	6,150	11,361	4,300	4,550	4,765	4,765	5,040	34,781
A project [program] to coordinate and centralize sewer utility management efforts in order to extend the useful life of our existing sewer system assets.	I	5,579	1,275	6,854	1,400	1,425	1,595	1,695	1,800	14,769
	M	500	0	500	0	0	0	0	0	500
	<b>Total</b>	<b>11,290</b>	<b>7,425</b>	<b>18,715</b>	<b>5,700</b>	<b>5,975</b>	<b>6,360</b>	<b>6,460</b>	<b>6,840</b>	<b>50,050</b>
<b>S6602 - FY2021 LPWRP CAPITAL REPAIRS and UPGRADES</b>	M	5,575	5,250	10,825	5,410	5,570	5,740	5,910	6,090	39,545
A project [program] to systematically repair, replace, or upgrade existing facilities at the Little Patuxent Water Reclamation Plant (LPWRP).	<b>Total</b>	<b>5,575</b>	<b>5,250</b>	<b>10,825</b>	<b>5,410</b>	<b>5,570</b>	<b>5,740</b>	<b>5,910</b>	<b>6,090</b>	<b>39,545</b>

**Howard County, MD**  
**FY 2023 Executive Proposed Capital Budget**  
**SEWER PROJECTS**

Project Information	Funding Source	Prior Approp.	FY 2023	Total	FY 2024	FY 2025	FY 2026	FY 2027	FY 2028	Total
<b>S6698-ROUTINE SEWER EXTENSION PROGRAM</b>	M	5,500	625	6,125	625	625	625	0	0	8,000
A project to design and construct routine sewer main extensions in the Metropolitan District requested by landowners.	<b>Total</b>	<b>5,500</b>	<b>625</b>	<b>6,125</b>	<b>625</b>	<b>625</b>	<b>625</b>	<b>0</b>	<b>0</b>	<b>8,000</b>
<b>S6699-ON SITE SEPTIC SYSTEM CONVERSION PROGRAM</b>	G	75	0	75	0	0	0	0	0	75
A project for the study, design and implementation of converting properties within the water and sewer Planned Service Area that are currently on private on-site septic systems to public sewer service.	M	6,000	0	6,000	2,000	3,000	2,925	0	0	13,925
	O	1,500	0	1,500	0	0	0	0	0	1,500
	<b>Total</b>	<b>7,575</b>	<b>0</b>	<b>7,575</b>	<b>2,000</b>	<b>3,000</b>	<b>2,925</b>	<b>0</b>	<b>0</b>	<b>15,500</b>
<b>S6711-FY2011 DEVELOPER INSPECTION PROGRAM</b>	C	5,100	0	5,100	1,000	0	1,000	0	0	7,100
A project to provide engineering or administrative services, computer management, asset management, inspection, testing, staff training, supplies, tools, equipment and vehicles necessary for site inspections for the implementation of developer projects to make additions to the public water and sewer systems.	D	6,150	0	6,150	1,000	0	1,000	0	0	8,150
	<b>Total</b>	<b>11,250</b>	<b>0</b>	<b>11,250</b>	<b>2,000</b>	<b>0</b>	<b>2,000</b>	<b>0</b>	<b>0</b>	<b>15,250</b>
<b>S6950-DEVELOPER CONSTRUCTED HOUSE CONNECTIONS</b>	C	180	0	180	0	0	0	0	0	180
A program for the reimbursement to developers for construction of water and sewer house connections to existing lots outside of their subdivision.	<b>Total</b>	<b>180</b>	<b>0</b>	<b>180</b>	<b>0</b>	<b>0</b>	<b>0</b>	<b>0</b>	<b>0</b>	<b>180</b>
<b>S6960-FY2015 DEVELOPER CONSTRUCTED MAJOR FACILITIES</b>	C	3,000	0	3,000	0	0	0	0	0	3,000
A project to reimburse developers for construction of major water and sewer facilities as shown on the approved Howard County Master Plan for Water and Sewerage.	<b>Total</b>	<b>3,000</b>	<b>0</b>	<b>3,000</b>	<b>0</b>	<b>0</b>	<b>0</b>	<b>0</b>	<b>0</b>	<b>3,000</b>

---

**SEWER PROJECTS Total**

**266,268**

**31,785**

**298,053**

**37,380**

**25,770**

**19,150**

**13,870**

**14,430**

**408,653**

**Howard County, MD**  
**FY 2023 Executive Proposed Capital Budget (\$000)**  
**SEWER PROJECTS**

	<b>Revenue Source</b>	<b>Prior Total</b>	<b>Current FY</b>	<b>Appropriation Total</b>
B	BONDS	1,074	0	1,074
D	DEVELOPER CONTRIBUTION	10,750	430	11,180
G	GRANTS	14,039	0	14,039
I	IN-AID of CONSTRUCT UTILITIES	12,593	1,275	13,868
M	METRO DISTRICT BOND	184,750	23,240	207,990
O	OTHER SOURCES	6,670	0	6,670
P	PAY AS YOU GO	162	0	162
C	UTILITY CASH	35,879	6,840	42,719
W	WATER QUALITY STATE OR FED LOAN	351	0	351
<b>Total</b>		<b>266,268</b>	<b>31,785</b>	<b>298,053</b>





**Howard County, MD**  
**FY 2023 Executive Proposed 5 Year Capital Budget Project Type Summary**  
**SEWER PROJECTS**

<b>Revenue Source</b>		<b>Prior Approp</b>	<b>Current FY</b>	<b>2024</b>	<b>2025</b>	<b>2026</b>	<b>2027</b>	<b>2028</b>	<b>Total</b>
B	BONDS	1,074	0	0	0	0	0	0	1,074
C	UTILITY CASH	35,879	6,840	5,390	4,650	5,765	4,765	5,040	68,329
D	DEVELOPER CONTRIBUTION	10,750	430	1,000	0	1,000	0	0	13,180
G	GRANTS	14,039	0	0	0	0	0	0	14,039
I	IN-AID of CONSTRUCT UTILITIES	12,593	1,275	1,400	1,425	1,595	1,695	1,800	21,783
M	METRO DISTRICT BOND	184,750	23,240	29,590	19,695	10,790	7,410	7,590	283,065
O	OTHER SOURCES	6,670	0	0	0	0	0	0	6,670
P	PAY AS YOU GO	162	0	0	0	0	0	0	162
W	WATER QUALITY STATE OR FED LOAN	351	0	0	0	0	0	0	351
<b>Total</b>		<b>266,268</b>	<b>31,785</b>	<b>37,380</b>	<b>25,770</b>	<b>19,150</b>	<b>13,870</b>	<b>14,430</b>	<b>408,653</b>

# Fiscal 2023 Capital Budget

# SEWER PROJECTS

## Project: S6214-SEWER CONTINGENCY FUND

### Description

The fund is designed for use as a revenue source for (1) transfers of appropriations when either construction costs are higher than originally estimated or engineering must be advanced from future years to the present fiscal year for critical sewer needs. Additionally, this fund will be utilized for; (2) various costs such as advertising, printing, public hearing notices, enhanced nutrient removal, etc.; (3) to meet requirements when charges to individual projects are not feasible; and (4) construction and inspection services for sites that do not require formal developer agreements but require sewer service connections, short extensions of public sewer mains, or other appurtenances performed under water or sewer connection agreements with the County.

### Justification

1. This fund will allow for the timely completion of approved projects by using contingency funding as required and will allow rapid response to critical situations.
2. Howard County Code section 20.608 establishes the requirements to charge for connections, and the requirements to receive payment prior to making or approving the connection.

### Remarks

1. Prior appropriation reflects TAO #1-2008 in which Water Quality Bonds were transferred to S6251 as replacement for Metro Bonds; TAO #2-2009 in which Water Quality Bonds were transferred to S6214 as replacement for Metro Bonds.
2. Collection of revenues for enhanced nutrient removal.
3. Other Sources also include developer contributions and reimbursements.
4. Installation of sewer service connections are made where none exist and new connections are required.
5. The County will only construct connections at the discretion of the Director of Public Works.
6. Revisions to the description and justification performed to allow consolidation and closing of projects S6812 and S6862.
7. Defunding analysis performed.

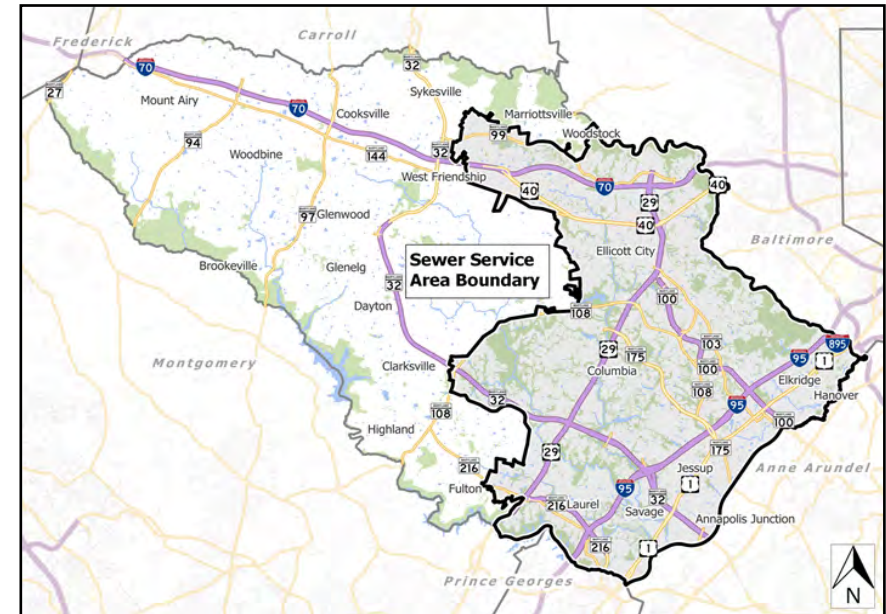
### Project Schedule

Ongoing program

### Operating Budget Impact

No Operating Impact

FY2023 Bonds - Annual Debt Service Payment	0
FY2023 Bonds - 20-Year Total Debt Service Payment	0
Total Project Bonds - Annual Debt Service Payment	766,984
Total Project Bonds - 20-Year Total Debt Service Payment	15,339,671



### Explanation of Changes

None.

# Fiscal 2023 Capital Budget

# SEWER PROJECTS

## Project: S6214-SEWER CONTINGENCY FUND

(In Thousands)	Five Year Capital Program										Master Plan			
	Prior Appr.	FY2023 Budget	Appr. Total	Fiscal 2024	Fiscal 2025	Fiscal 2026	Fiscal 2027	Fiscal 2028	Sub Total	Fiscal 2029	Fiscal 2030	Fiscal 2031	Fiscal 2032	Total Project
PLANS & ENGINEERING	0	0	0	0	0	0	0	0	0	0	0	0	0	0
LAND ACQUISITION	0	0	0	0	0	0	0	0	0	0	0	0	0	0
CONSTRUCTION	26,545	0	26,545	0	0	0	0	0	0	0	0	0	0	26,545
ADMINISTRATION	0	0	0	0	0	0	0	0	0	0	0	0	0	0
<b>Total Expenditures</b>	<b>26,545</b>	<b>0</b>	<b>26,545</b>	<b>0</b>	<b>0</b>	<b>0</b>	<b>0</b>	<b>0</b>	<b>0</b>	<b>0</b>	<b>0</b>	<b>0</b>	<b>0</b>	<b>26,545</b>
UTILITY CASH	500	0	500	0	0	0	0	0	0	0	0	0	0	500
DEVELOPER CONTRIBUTION	1,000	0	1,000	0	0	0	0	0	0	0	0	0	0	1,000
GRANTS	10,000	0	10,000	0	0	0	0	0	0	0	0	0	0	10,000
METRO DISTRICT BOND	10,045	0	10,045	0	0	0	0	0	0	0	0	0	0	10,045
OTHER SOURCES	5,000	0	5,000	0	0	0	0	0	0	0	0	0	0	5,000
<b>Total Funding</b>	<b>26,545</b>	<b>0</b>	<b>26,545</b>	<b>0</b>	<b>0</b>	<b>0</b>	<b>0</b>	<b>0</b>	<b>0</b>	<b>0</b>	<b>0</b>	<b>0</b>	<b>0</b>	<b>26,545</b>

**\$1,110,593 spent and encumbered through February 2022**

**\$507,724 spent and encumbered through February 2021**

### Project Status

Completed FY21 and prior: 1. Expenditures represent advertising expenses for the Utility Capital Programs since project inception. 2. This project was used as the source of transfers of appropriations for construction of S6224, Bonnie Branch at Ilchester Road Sewer; S6225, Orchard Avenue Sewer Upgrade; S6230, Mission Road Sewer Extension and S6277, Old Frederick Road Sewer.

Projects completed FY22: Advertising expenses for the Utility Capital Programs.

FY 2022 Budget	26,545	0	<b>26,545</b>	0	0	0	0	0	<b>0</b>	0	0	0		<b>26,545</b>
Difference 2022 / 2023	0	0	<b>0</b>	0	0	0	0	0	<b>0</b>	0	0	0	0	<b>0</b>

None.

## Project: S6237-FY2001 PATAPSCO CONVEY TREAT FACILITIES

### Description

A project for Howard County's participation in cost sharing for the capital funding of the Patapsco Treatment Plant at Wagners Point and the related Patapsco Interceptor, Pump Station, and Force Main. The conveyance and treatment facilities will be expanded, paralleled or replaced.

### Justification

The Patapsco Treatment Plant processes wastewater flows from the Howard County portion of Patapsco Drainage Area. Wastewater from the Elkridge and Ellicott City areas is conveyed to the Patapsco Plant by the Patapsco Interceptor, Pump Station and Force Main. Howard County along with Baltimore County and Anne Arundel County are required to participate in funding the cost of the improvements as a condition of use.

### Remarks

1. This project is a continuation of Capital Projects S6076 and S6156.
2. The Patapsco Wastewater Treatment Plant is being expanded from 73 to 81 MGD. Howard County's share of Patapsco plant's ultimate 81 MGD capacity is 11.5 MGD.
3. The funds in the 5-year Capital Improvement Program represent an estimate of Howard County's agreement share of the Patapsco Treatment Plant's expansion costs.

### Project Schedule

Ongoing program

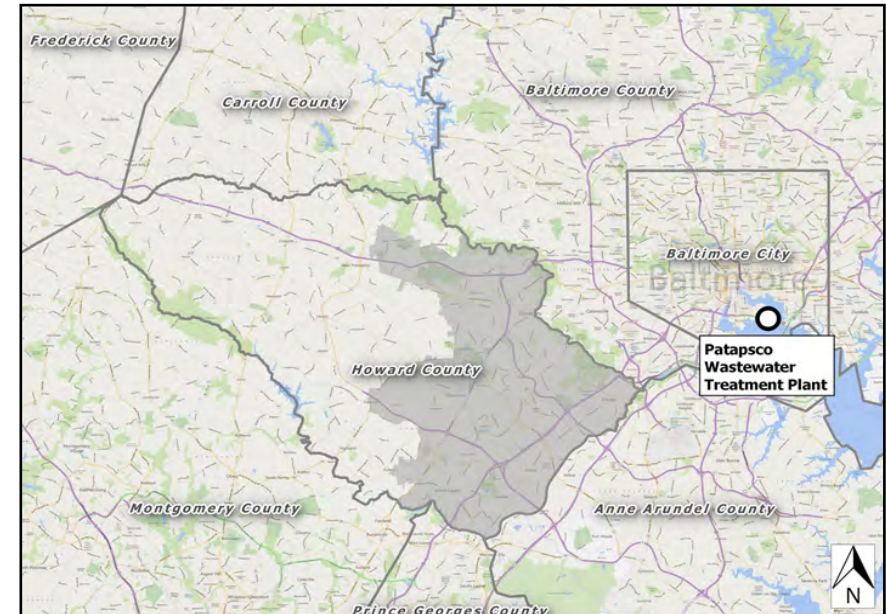
FY23 - (at Patapsco Waste Water Treatment Plant)

1. ENR Mods to Ex. Fac. (1-72-251);
2. Chlorination|Dechlorination conversion (1-72-253);
3. Denitrification Filters & Related Facility (1-72-5014);
4. Screen Storage Facility (1-72-5034);
5. Chlorine Contact Chambers (1-72-5036);
6. Nitrification Filters (1-72-5043);
7. Comprehensive Bio-solids Plan (1-72-5055);
8. Electrical Distribution Reliability Improvement (1-72-5057);
9. LOX Plant Cooling WTR (1-72-5058);
10. Headworks Facility Improvements (1-72-5061);
11. Improvements to PST Scum Collections (1-72-5065);
12. Secondary Reactor Rehabilitation (1-72-5066);
13. Administration Bldg. Repairs, Rehab and Upgrades (1-72-5067);
14. Clarifier and Thickener Rehabilitation (1-72-5068);
15. RSPS 2 Renovations (1-72-5069);
16. Liquid Oxygen Plant Upgrade (1-72-5070);
17. Fine Screen Facility Rehabilitation (1-72-5073).

### Operating Budget Impact

No impact. The Patapsco facilities are operated by Baltimore County.

FY2023 Bonds - Annual Debt Service Payment	0
FY2023 Bonds - 20-Year Total Debt Service Payment	0
Total Project Bonds - Annual Debt Service Payment	2,500,695
Total Project Bonds - 20-Year Total Debt Service Payment	50,013,892



### Explanation of Changes

None.

# Fiscal 2023 Capital Budget

# SEWER PROJECTS

## Project: S6237-FY2001 PATAPSCO CONVEY TREAT FACILITIES

(In Thousands)	Five Year Capital Program										Master Plan			
	Prior Appr.	FY2023 Budget	Appr. Total	Fiscal 2024	Fiscal 2025	Fiscal 2026	Fiscal 2027	Fiscal 2028	Sub Total	Fiscal 2029	Fiscal 2030	Fiscal 2031	Fiscal 2032	Total Project
PLANS & ENGINEERING	0	0	0	0	0	0	0	0	0	0	0	0	0	0
CONSTRUCTION	45,000	0	45,000	0	0	0	0	0	0	0	0	0	0	45,000
ADMINISTRATION	0	0	0	0	0	0	0	0	0	0	0	0	0	0
<b>Total Expenditures</b>	<b>45,000</b>	<b>0</b>	<b>45,000</b>	<b>0</b>	<b>0</b>	<b>0</b>	<b>0</b>	<b>0</b>	<b>0</b>	<b>0</b>	<b>0</b>	<b>0</b>	<b>0</b>	<b>45,000</b>
UTILITY CASH	6,750	0	6,750	0	0	0	0	0	0	0	0	0	0	6,750
METRO DISTRICT BOND	32,400	0	32,400	0	0	0	0	0	0	0	0	0	0	32,400
IN-AID of CONSTRUCT UTILITIES	5,499	0	5,499	0	0	0	0	0	0	0	0	0	0	5,499
WATER QUALITY STATE OR FED LOAN	351	0	351	0	0	0	0	0	0	0	0	0	0	351
<b>Total Funding</b>	<b>45,000</b>	<b>0</b>	<b>45,000</b>	<b>0</b>	<b>0</b>	<b>0</b>	<b>0</b>	<b>0</b>	<b>0</b>	<b>0</b>	<b>0</b>	<b>0</b>	<b>0</b>	<b>45,000</b>

**\$36,534,797 spent and encumbered through February 2022**

**\$36,246,748 spent and encumbered through February 2021**

### Project Status

Improvements to Patapsco Treatment and Conveyance Facilities are ongoing.

FY 2022 Budget	45,000	0	<b>45,000</b>	0	0	0	0	0	<b>0</b>	0	0	0	0	<b>45,000</b>
Difference 2022 / 2023	0	0	<b>0</b>	0	0	0	0	0	<b>0</b>	0	0	0	0	<b>0</b>

None.

## Project: S6249-DEFAULTED DEVELOPER AGREEMENTS

### Description

An appropriation is requested under this project to construct water, sewer and associated facilities where the developer has failed to build all facilities in accordance with the plans and Developer Agreement. Also included is the cost of administration and any additional engineering that may be required. This project is implemented as a revolving fund account. In the event that the collection of the cash or bond proceeds from the surety are delayed, expenditures from this project are authorized when the County determines that continuing delays in the completion of the public improvements will cause significant negative impact to the residents and the subdivision and/or the environment.

### Justification

Upon developer's failure to complete construction, the surety of the developer is declared to be in default and the proceeds from the surety are placed in this account and used to finance construction.

### Remarks

Construction as required. DEVELOPER CONTRIBUTION represents monies received from surety.

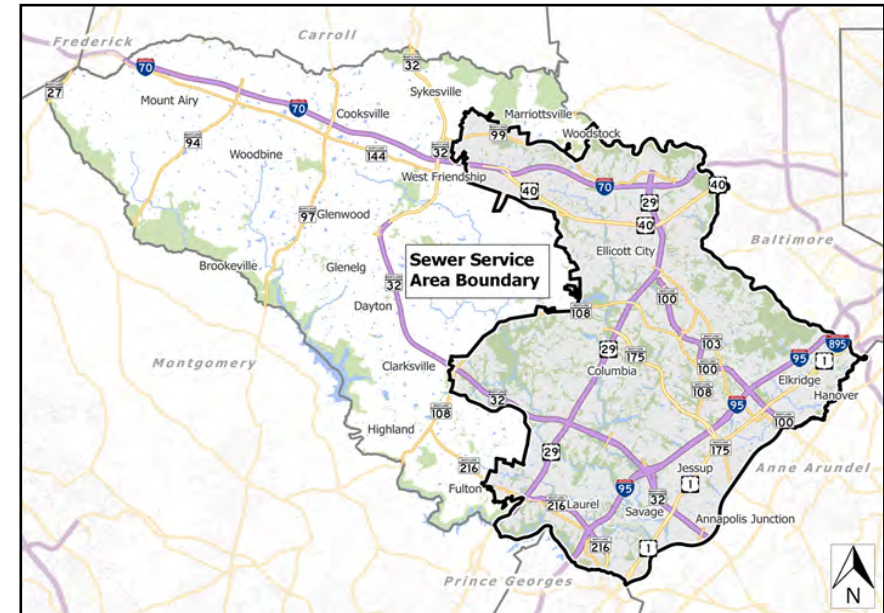
### Project Schedule

Ongoing program

### Operating Budget Impact

No Operating Impact

FY2023 Bonds - Annual Debt Service Payment	0
FY2023 Bonds - 20-Year Total Debt Service Payment	0
Total Project Bonds - Annual Debt Service Payment	0
Total Project Bonds - 20-Year Total Debt Service Payment	0



### Explanation of Changes

None.

# Fiscal 2023 Capital Budget

# SEWER PROJECTS

## Project: S6249-DEFAULTED DEVELOPER AGREEMENTS

(In Thousands)	Five Year Capital Program										Master Plan			
	Prior Appr.	FY2023 Budget	Appr. Total	Fiscal 2024	Fiscal 2025	Fiscal 2026	Fiscal 2027	Fiscal 2028	Sub Total	Fiscal 2029	Fiscal 2030	Fiscal 2031	Fiscal 2032	Total Project
PLANS & ENGINEERING	90	0	90	0	0	0	0	0	0	0	0	0	0	90
CONSTRUCTION	3,500	0	3,500	0	0	0	0	0	0	0	0	0	0	3,500
ADMINISTRATION	10	0	10	0	0	0	0	0	0	0	0	0	0	10
<b>Total Expenditures</b>	<b>3,600</b>	<b>0</b>	<b>3,600</b>	<b>0</b>	<b>0</b>	<b>0</b>	<b>0</b>	<b>0</b>	<b>0</b>	<b>0</b>	<b>0</b>	<b>0</b>	<b>0</b>	<b>3,600</b>
DEVELOPER CONTRIBUTION	3,600	0	3,600	0	0	0	0	0	0	0	0	0	0	3,600
<b>Total Funding</b>	<b>3,600</b>	<b>0</b>	<b>3,600</b>	<b>0</b>	<b>0</b>	<b>0</b>	<b>0</b>	<b>0</b>	<b>0</b>	<b>0</b>	<b>0</b>	<b>0</b>	<b>0</b>	<b>3,600</b>

**\$83,648 spent and encumbered through February 2022**

**\$83,648 spent and encumbered through February 2021**

**Project Status : N|A**

FY 2022 Budget	3,600	0	<b>3,600</b>	0	0	0	0	0	<b>0</b>	0	0	0		<b>3,600</b>
Difference 2022 / 2023	0	0	<b>0</b>	0	0	0	0	0	<b>0</b>	0	0	0	0	<b>0</b>

None.



## Project: S6264-FY2008 LPWRP CAPITAL REPAIRS

### Description

A project to systematically repair, replace, or upgrade existing facilities at the Little Patuxent Water Reclamation Plant (LPWRP), and existing water distribution and wastewater collection system facilities. Work may include the performance of energy audits, alternative power source up-grades and/or the installation of energy conservation techniques at the plant or system facilities.

### Justification

Much of the infrastructure at the LPWRP and at Water/Wastewater Collection System Facilities is aging and is not currently scheduled for replacement by existing upgrades. Plant infrastructure and facilities have begun to experience age-related failure, and systematic replacement, renewal and upgrades will extend their useful life.

### Remarks

1. GRANT represents Energy Water Infrastructure Program.
2. This project will close in FY24 and be replaced by Capital Project S6602, LPWRP Capital Repairs and Upgrades.

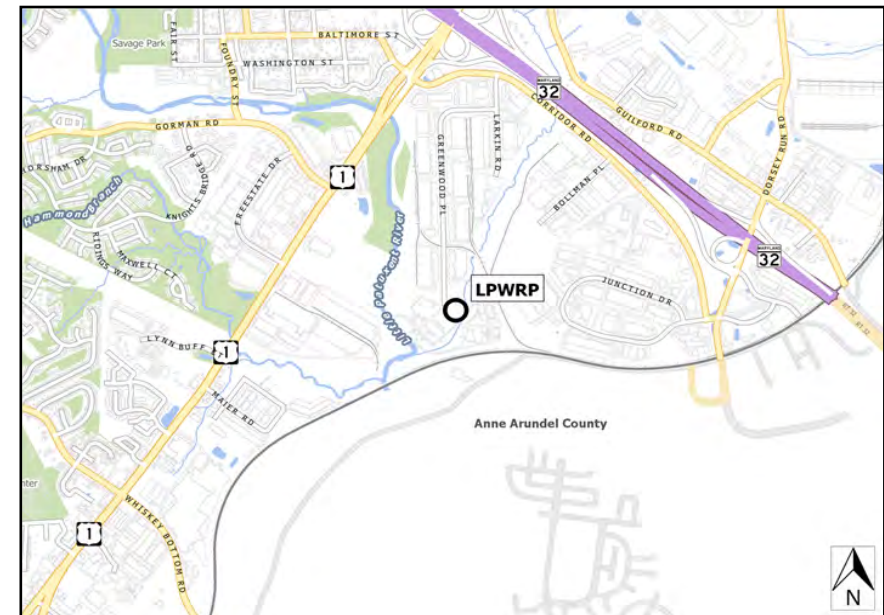
### Project Schedule

Ongoing program  
 FY23 – Construction: Maintenance Building Renovation.  
 FY24 - Project complete; Project Close.

### Operating Budget Impact

Reduction in the number and dollar amount of emergency repairs estimated to be in excess of \$100,000 annually.

FY2023 Bonds - Annual Debt Service Payment	0
FY2023 Bonds - 20-Year Total Debt Service Payment	0
Total Project Bonds - Annual Debt Service Payment	2,050,507
Total Project Bonds - 20-Year Total Debt Service Payment	41,010,140



### Explanation of Changes

Five year and Master Plan funding transferred to S6602.



# Fiscal 2023 Capital Budget

# SEWER PROJECTS

## Project: S6264-FY2008 LPWRP CAPITAL REPAIRS

(In Thousands)	Five Year Capital Program										Master Plan			
	Prior Appr.	FY2023 Budget	Appr. Total	Fiscal 2024	Fiscal 2025	Fiscal 2026	Fiscal 2027	Fiscal 2028	Sub Total	Fiscal 2029	Fiscal 2030	Fiscal 2031	Fiscal 2032	Total Project
PLANS & ENGINEERING	3,375	0	3,375	0	0	0	0	0	0	0	0	0	0	3,375
LAND ACQUISITION	0	0	0	0	0	0	0	0	0	0	0	0	0	0
CONSTRUCTION	31,812	0	31,812	0	0	0	0	0	0	0	0	0	0	31,812
ADMINISTRATION	865	0	865	0	0	0	0	0	0	0	0	0	0	865
EQUIPMENT & FURNISHINGS	6,450	0	6,450	0	0	0	0	0	0	0	0	0	0	6,450
<b>Total Expenditures</b>	<b>42,502</b>	<b>0</b>	<b>42,502</b>	<b>0</b>	<b>0</b>	<b>0</b>	<b>0</b>	<b>0</b>	<b>0</b>	<b>0</b>	<b>0</b>	<b>0</b>	<b>0</b>	<b>42,502</b>
UTILITY CASH	14,683	0	14,683	0	0	0	0	0	0	0	0	0	0	14,683
GRANTS	964	0	964	0	0	0	0	0	0	0	0	0	0	964
METRO DISTRICT BOND	26,855	0	26,855	0	0	0	0	0	0	0	0	0	0	26,855
<b>Total Funding</b>	<b>42,502</b>	<b>0</b>	<b>42,502</b>	<b>0</b>	<b>0</b>	<b>0</b>	<b>0</b>	<b>0</b>	<b>0</b>	<b>0</b>	<b>0</b>	<b>0</b>	<b>0</b>	<b>42,502</b>

**\$41,509,342 spent and encumbered through February 2022**

**\$37,370,120 spent and encumbered through February 2021**

### Project Status

Completed FY21 and prior: 1. 2nd IDI filter rebuild; 2. Elkridge WPS pump replacement; 3. Replacement of 2 influent MSP pumps; 4. PC#4 rehabilitation; 5. Storm drain rebuild; 6. Lab HVAC replacement; 7. SCADA system upgrades and security improv.; 8. 54" Meter Vault refurbishment; 9. Effluent Pump Station VFD upgrades. 10. Gravity Thickener #2 Cover Replacement; 11. Upgrade to Centrifuge Controls; 12. Chamberlea and Mt. Hebron SPS Rehab.; 13. Centrifuge #1 and #3 Rebuild; 14. Caustic System Improv.; 15. Plant paving restoration; 16. Chemical Containment Area Improv.; 17. Replacement of eight scum/grinder pumps (North and South Pump Station); 18. Admin Bldg. Control Room Improv.; 19. Plant Outfall Relocation Study. 20. Maintenance Tablet deployment; 21. Biosolids Building basement plant drain repair; 22. Denitrification Filters #4 Air Header Repair and Media Replacement; 23. Biosolids Areas Primary Sludge Line Piping Replacement

FY 22: Engineering -1. Facility Plan Phase 1; 2. Maintenance Building Renovation Design; 3. Eyewash Station Inventory and Replacement Study; 4. Flood Risk Mitigation Study; 5. Dewatering Facilities Evaluation and Polymer Trial; 6. Plantwide Fire Protection and Alarm System Preliminary Engineering.

FY 2022 Budget	42,502	0	<b>42,502</b>	0	0	0	0	0	<b>0</b>	0	0	0	0	<b>42,502</b>
Difference 2022 / 2023	0	0	<b>0</b>	0	0	0	0	0	<b>0</b>	0	0	0	0	<b>0</b>

Five year and Master Plan funding transferred to S6602.

## Project: S6269-FY2009 ASHLEIGH KNOLLS SHARED SEWAGE DISP FAC UPGD

### Description

A project to design and install a wastewater treatment system for the Ashleigh Knolls Shared Septic Facility to meet new Maryland Department of the Environment (MDE) discharge permit limits.

### Justification

The original and subsequent MDE Groundwater Discharge Permits did not have effluent concentration limits for various nutrient loadings. The new permit, effective August 1, 2014, sets the treatment limits for BOD (30|mg|l), TSS (30 mg|l), and total nitrogen (8 mg|l). A wastewater treatment system designed to meet these limits must be installed by no later than one year after Bay Restoration Funding has been approved by the MD Board of Public Works.

### Remarks

1. Plans for the construction of wastewater treatment facility were completed in July 2013
2. Construction of the wastewater treatment plant began in FY20.
3. Howard County made the eligible list for Bay Restoration grant funding in FY19. A total grant in the amount of \$3M is anticipated from the program.

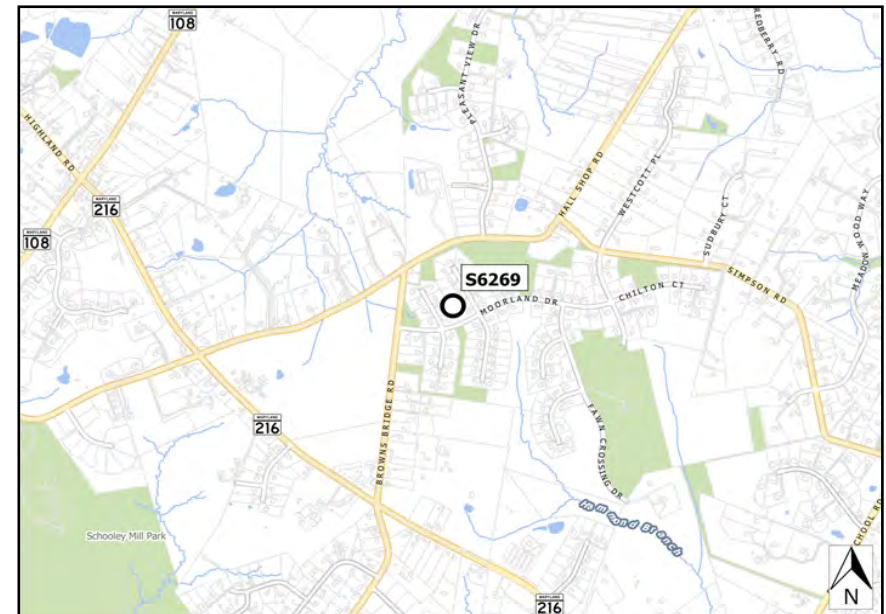
### Project Schedule

FY23 - Close.

### Operating Budget Impact

The annual operation and maintenance of the new treatment system will be included in the Operating budget of the Bureau of Utilities, and is estimated initially to be approximately \$250,000. The cost of operation and maintenance is borne by the connected residential lots.

FY2023 Bonds - Annual Debt Service Payment	0
FY2023 Bonds - 20-Year Total Debt Service Payment	0
Total Project Bonds - Annual Debt Service Payment	82,005
Total Project Bonds - 20-Year Total Debt Service Payment	1,640,100



### Explanation of Changes

None.

# Fiscal 2023 Capital Budget

# SEWER PROJECTS

## Project: S6269-FY2009 ASHLEIGH KNOLLS SHARED SEWAGE DISP FAC UPGD

(In Thousands)	Five Year Capital Program										Master Plan			
	Prior Appr.	FY2023 Budget	Appr. Total	Fiscal 2024	Fiscal 2025	Fiscal 2026	Fiscal 2027	Fiscal 2028	Sub Total	Fiscal 2029	Fiscal 2030	Fiscal 2031	Fiscal 2032	Total Project
PLANS & ENGINEERING	405	0	405	0	0	0	0	0	0	0	0	0	0	405
CONSTRUCTION	3,800	0	3,800	0	0	0	0	0	0	0	0	0	0	3,800
ADMINISTRATION	31	0	31	0	0	0	0	0	0	0	0	0	0	31
<b>Total Expenditures</b>	<b>4,236</b>	<b>0</b>	<b>4,236</b>	<b>0</b>	<b>0</b>	<b>0</b>	<b>0</b>	<b>0</b>	<b>0</b>	<b>0</b>	<b>0</b>	<b>0</b>	<b>0</b>	<b>4,236</b>
BONDS	1,074	0	1,074	0	0	0	0	0	0	0	0	0	0	1,074
GRANTS	3,000	0	3,000	0	0	0	0	0	0	0	0	0	0	3,000
PAY AS YOU GO	162	0	162	0	0	0	0	0	0	0	0	0	0	162
<b>Total Funding</b>	<b>4,236</b>	<b>0</b>	<b>4,236</b>	<b>0</b>	<b>0</b>	<b>0</b>	<b>0</b>	<b>0</b>	<b>0</b>	<b>0</b>	<b>0</b>	<b>0</b>	<b>0</b>	<b>4,236</b>

**\$4,119,157 spent and encumbered through February 2022**

**\$3,873,537 spent and encumbered through February 2021**

### Project Status

Project is complete.

FY 2022 Budget	4,236	0	<b>4,236</b>	0	0	0	0	0	<b>0</b>	0	0	0		<b>4,236</b>
Difference 2022 / 2023	0	0	<b>0</b>	0	0	0	0	0	<b>0</b>	0	0	0	0	<b>0</b>

None.

## Project: S6274-FY2015 UPPER LITTLE PATUXENT PARALLEL SEWER

### Description

A project for the design and construction of 2,500 LF of parallel sewer including streambank protection, and water/sewer utilities stream crossing protection adjacent to the Little Patuxent Interceptor Sewer, north of MD108.

### Justification

The project is required to provide for adequate sewer capacity in the Little Patuxent sewer between MD108 and the confluence with the Plum Tree Branch sewer. Computer modeling based on population projections from the Department of Planning and Zoning have indicated that 2,000 feet of the existing Little Patuxent Interceptor north of MD108 will flow surcharged by the year 2020 if the sewer is not paralleled.

### Remarks

1. The project was brought before the Public Works Board on December 10, 2008.
2. The Little Patuxent Interceptor south of MD108 to the Water Reclamation Plant in Savage has been lined under capital project S-6273 and paralleled under Capital Project S-6175.
3. Request represents the construction bid cost estimate.

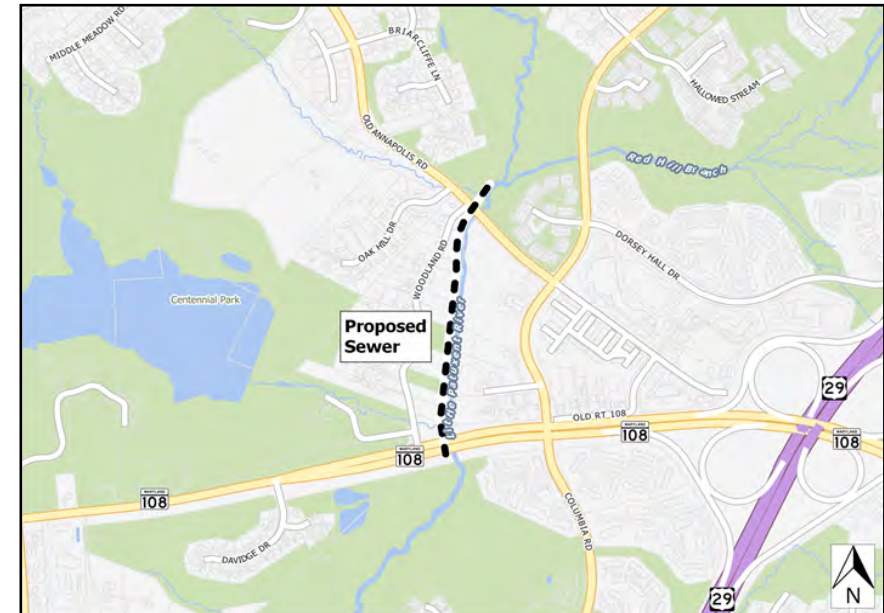
### Project Schedule

- FY23 - Construction.
- FY24 - Project complete. Close.

### Operating Budget Impact

\$5,275 per year represents the cost of operation and maintenance of the sewer

FY2023 Bonds - Annual Debt Service Payment	57,266
FY2023 Bonds - 20-Year Total Debt Service Payment	1,145,321
Total Project Bonds - Annual Debt Service Payment	465,764
Total Project Bonds - 20-Year Total Debt Service Payment	9,315,280



### Explanation of Changes

Request represents engineer's updated construction cost estimate.

# Fiscal 2023 Capital Budget

# SEWER PROJECTS

## Project: S6274-FY2015 UPPER LITTLE PATUXENT PARALLEL SEWER

(In Thousands)	Five Year Capital Program									Master Plan				
	Prior Appr.	FY2023 Budget	Appr. Total	Fiscal 2024	Fiscal 2025	Fiscal 2026	Fiscal 2027	Fiscal 2028	Sub Total	Fiscal 2029	Fiscal 2030	Fiscal 2031	Fiscal 2032	Total Project
PLANS & ENGINEERING	500	0	500	0	0	0	0	0	0	0	0	0	0	500
LAND ACQUISITION	140	0	140	0	0	0	0	0	0	0	0	0	0	140
CONSTRUCTION	4,700	750	5,450	0	0	0	0	0	0	0	0	0	0	5,450
ADMINISTRATION	10	0	10	0	0	0	0	0	0	0	0	0	0	10
<b>Total Expenditures</b>	<b>5,350</b>	<b>750</b>	<b>6,100</b>	<b>0</b>	<b>0</b>	<b>0</b>	<b>0</b>	<b>0</b>	<b>0</b>	<b>0</b>	<b>0</b>	<b>0</b>	<b>0</b>	<b>6,100</b>
METRO DISTRICT BOND	5,350	750	6,100	0	0	0	0	0	0	0	0	0	0	6,100
<b>Total Funding</b>	<b>5,350</b>	<b>750</b>	<b>6,100</b>	<b>0</b>	<b>0</b>	<b>0</b>	<b>0</b>	<b>0</b>	<b>0</b>	<b>0</b>	<b>0</b>	<b>0</b>	<b>0</b>	<b>6,100</b>

**\$5,267,294 spent and encumbered through February 2022**

**\$709,817 spent and encumbered through February 2021**

**Project Status** Project is under construction.

FY 2022 Budget	5,350	0	<b>5,350</b>	0	0	0	0	0	<b>0</b>	0	0	0		<b>5,350</b>
Difference 2022 / 2023	0	750	<b>750</b>	0	0	0	0	0	<b>0</b>	0	0	0	0	<b>750</b>

Request represents engineer's updated construction cost estimate.

## Project: S6275-FY2012 DANIELS AREA PUMPING STATION

### Description

A project for the study, design and construction of a wastewater pumping station and force main to serve the Daniels Area east of Old Frederick Road.

### Justification

It is Howard County policy to provide gravity sewer service whenever possible. A pumping station is required in order to provide gravity sewer service to the properties east of North Rogers Avenue between Old Frederick Road and I-70. The Master Plan for Water and Sewerage has identified the Sunell Property as a location for a future pumping station to provide gravity sewer service to this drainage area. In order to insure that the station is properly sited to meet the needs of the drainage area, the Department of Public Works will work with the property owner in constructing the pumping station and force main in return for the property owner providing the land and infrastructure (grading, roads, etc.) to access the site during the development of the property.

### Remarks

1. The project was brought before the Public Works Board on January 12, 2010.
2. Land for the pumping station is required from a property owner abutting I-70. The property owner has agreed to reserve land for a pumping station during the development of his property at no cost to the County and provide adequate sewer easements to access the adjoining properties.
3. The property owner will construct the road and infrastructure to access the pumping station site.

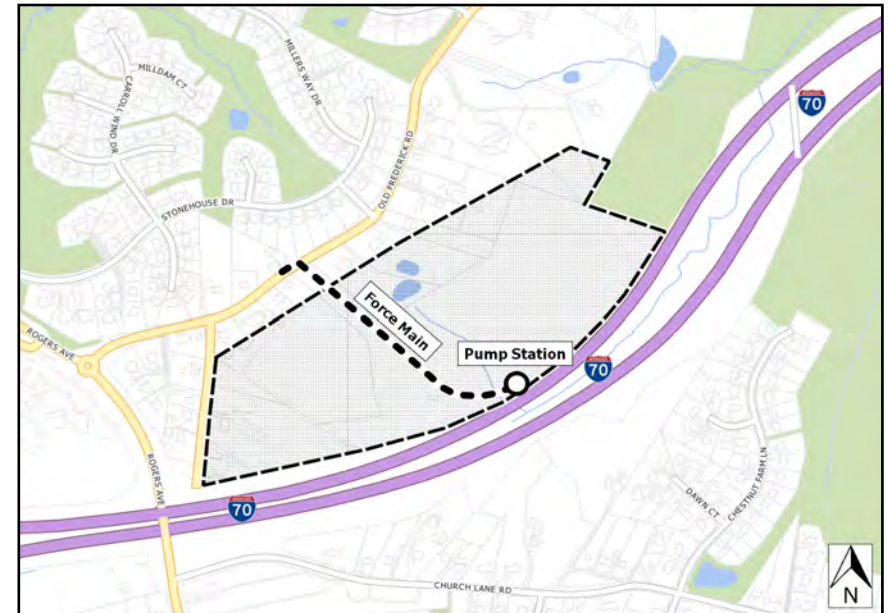
### Project Schedule

FY23 - Project Complete. Close.

### Operating Budget Impact

\$50,000 per year represents the cost of operation and maintenance of the pumping station.

FY2023 Bonds - Annual Debt Service Payment	0
FY2023 Bonds - 20-Year Total Debt Service Payment	0
Total Project Bonds - Annual Debt Service Payment	230,591
Total Project Bonds - 20-Year Total Debt Service Payment	4,611,827



### Explanation of Changes

None.

# Fiscal 2023 Capital Budget

# SEWER PROJECTS

## Project: S6275-FY2012 DANIELS AREA PUMPING STATION

(In Thousands)	Five Year Capital Program										Master Plan			
	Prior Appr.	FY2023 Budget	Appr. Total	Fiscal 2024	Fiscal 2025	Fiscal 2026	Fiscal 2027	Fiscal 2028	Sub Total	Fiscal 2029	Fiscal 2030	Fiscal 2031	Fiscal 2032	Total Project
PLANS & ENGINEERING	410	0	410	0	0	0	0	0	0	0	0	0	0	410
LAND ACQUISITION	600	0	600	0	0	0	0	0	0	0	0	0	0	600
CONSTRUCTION	2,000	0	2,000	0	0	0	0	0	0	0	0	0	0	2,000
ADMINISTRATION	10	0	10	0	0	0	0	0	0	0	0	0	0	10
<b>Total Expenditures</b>	<b>3,020</b>	<b>0</b>	<b>3,020</b>	<b>0</b>	<b>0</b>	<b>0</b>	<b>0</b>	<b>0</b>	<b>0</b>	<b>0</b>	<b>0</b>	<b>0</b>	<b>0</b>	<b>3,020</b>
METRO DISTRICT BOND	3,020	0	3,020	0	0	0	0	0	0	0	0	0	0	3,020
<b>Total Funding</b>	<b>3,020</b>	<b>0</b>	<b>3,020</b>	<b>0</b>	<b>0</b>	<b>0</b>	<b>0</b>	<b>0</b>	<b>0</b>	<b>0</b>	<b>0</b>	<b>0</b>	<b>0</b>	<b>3,020</b>

**\$2,341,275 spent and encumbered through February 2022**

**\$2,340,770 spent and encumbered through February 2021**

### Project Status

Project is complete.

FY 2022 Budget	3,020	0	<b>3,020</b>	0	0	0	0	0	<b>0</b>	0	0	0	0	<b>3,020</b>
Difference 2022 / 2023	0	0	<b>0</b>	0	0	0	0	0	<b>0</b>	0	0	0	0	<b>0</b>

None.



## Project: S6280-FY2013 HAMMOND PATUXENT INTERCEPTOR IMPROVEMENTS

### Description

A project for the study, design and construction of 12,000 feet of parallel sewer in the Hammond Branch and Patuxent sewer drainage areas.

### Justification

The improvements are required to prevent potential wastewater overflows and surcharged flow conditions within the interceptor sewers under ultimate zoning densities.

### Remarks

1. Computer modeling under Capital Project S-6255 has identified areas of potential overflow and surcharge flow conditions under current zoning build-out.
2. Phase I of the Capital Project will correct potential wastewater overflow conditions and will consist of 6,000 feet of parallel sewer.
3. Phase II of the Capital Project will correct potential surcharged flow conditions within the sewer and will consist of 6,000 feet of parallel sewer.
4. The project was brought before the Public Works Board on January 10, 2012.
5. An emergency repair of 1,100 LF was completed under S6232.
6. Annapolis Junction Interceptor (20-5024) removed from project scope.
7. US Route 1 Interceptor (20-5022) removed from project scope and to be completed under S6287.
8. Request represents the advancement of funds in the capital program.

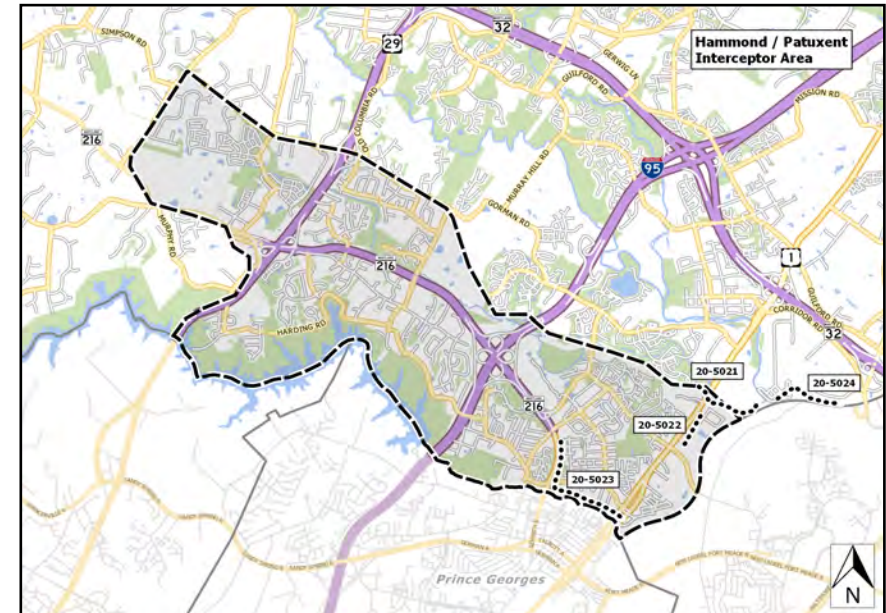
### Project Schedule

- FY23 - Land Acquisition and Construction.
- FY24-FY25 - Construction.
- FY26 - Project complete, close.

### Operating Budget Impact

The annual cost of operation and maintenance of the sewer is \$7,500.

FY2023 Bonds - Annual Debt Service Payment	0
FY2023 Bonds - 20-Year Total Debt Service Payment	0
Total Project Bonds - Annual Debt Service Payment	2,153,586
Total Project Bonds - 20-Year Total Debt Service Payment	43,071,718



### Explanation of Changes

None.



# Fiscal 2023 Capital Budget

# SEWER PROJECTS

## Project: S6280-FY2013 HAMMOND PATUXENT INTERCEPTOR IMPROVEMENTS

(In Thousands)	Five Year Capital Program										Master Plan			
	Prior Appr.	FY2023 Budget	Appr. Total	Fiscal 2024	Fiscal 2025	Fiscal 2026	Fiscal 2027	Fiscal 2028	Sub Total	Fiscal 2029	Fiscal 2030	Fiscal 2031	Fiscal 2032	Total Project
PLANS & ENGINEERING	2,730	0	2,730	0	0	0	0	0	0	0	0	0	0	2,730
LAND ACQUISITION	1,245	0	1,245	0	0	0	0	0	0	0	0	0	0	1,245
CONSTRUCTION	15,500	0	15,500	3,700	5,000	0	0	0	8,700	0	0	0	0	24,200
ADMINISTRATION	15	0	15	15	0	0	0	0	15	0	0	0	0	30
EQUIPMENT & FURNISHINGS	0	0	0	0	0	0	0	0	0	0	0	0	0	0
<b>Total Expenditures</b>	<b>19,490</b>	<b>0</b>	<b>19,490</b>	<b>3,715</b>	<b>5,000</b>	<b>0</b>	<b>0</b>	<b>0</b>	<b>8,715</b>	<b>0</b>	<b>0</b>	<b>0</b>	<b>0</b>	<b>28,205</b>
METRO DISTRICT BOND	19,490	0	19,490	3,715	5,000	0	0	0	8,715	0	0	0	0	28,205
<b>Total Funding</b>	<b>19,490</b>	<b>0</b>	<b>19,490</b>	<b>3,715</b>	<b>5,000</b>	<b>0</b>	<b>0</b>	<b>0</b>	<b>8,715</b>	<b>0</b>	<b>0</b>	<b>0</b>	<b>0</b>	<b>28,205</b>

**\$3,893,824 spent and encumbered through February 2022**

**\$3,698,600 spent and encumbered through February 2021**

### Project Status

Phase I- Evaluation of the alignment alternatives and determination of environmental impacts completed. Geotechnical investigation completed. Design of sewer is completed. MDE|USACE Joint Permit Application completed. Land acquisition is in progress.

FY 2022 Budget	19,490	5,000	<b>24,490</b>	3,715	0	0	0	0	<b>3,715</b>	0	0	0		<b>28,205</b>
Difference 2022 / 2023	0	(5,000)	<b>(5,000)</b>	0	5,000	0	0	0	<b>5,000</b>	0	0	0	0	<b>0</b>

Prior budget request adjusted to match anticipated engineering and construction schedule.

## Project: S6281-FY2013 DORSEY GUILFORD INTERCEPTOR IMPROVEMENTS

### Description

A project for the study, design and construction of 14,600 feet of parallel sewer in the Dorsey Run and Guilford Run sewer drainage areas.

### Justification

The improvements are required to prevent potential wastewater overflows and surcharged flow conditions within the interceptor sewers under ultimate zoning densities.

### Remarks

1. Computer modeling under Capital Project S6255 has identified areas of potential overflow and surcharge flow conditions under current zoning build-out.
2. Phase I of the Capital Project will correct potential wastewater overflow conditions and will consist of construction of a new junction chamber and 2,000 feet of parallel sewer.
3. Phase II of the Capital Project will correct potential surcharged flow conditions within the sewer and will consist of 12,600 feet of parallel sewer.
4. The project was brought before the Public Works Board on January 10, 2012.
5. Request represents the advancement of funds in the capital program.

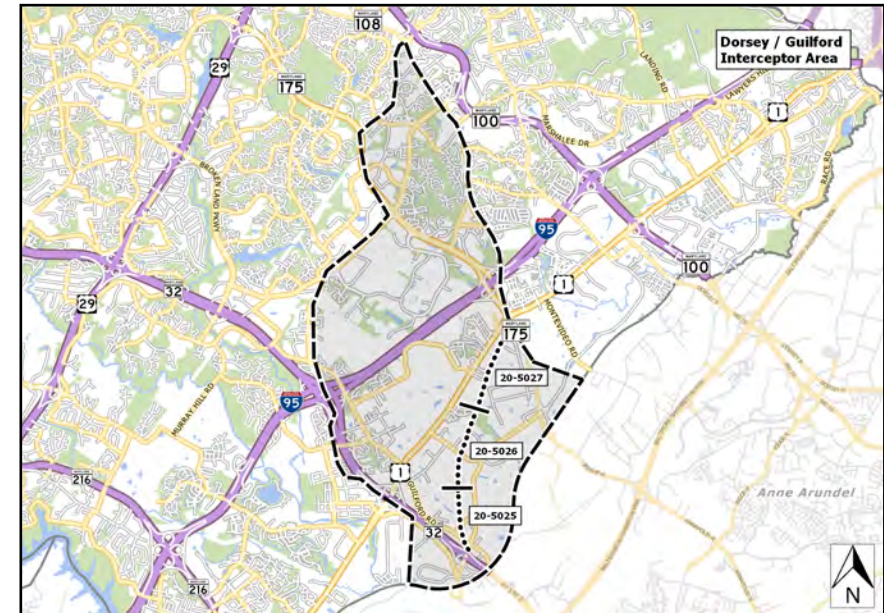
### Project Schedule

- FY23 - Permitting, Land Acquisition and Construction.
- FY24 - Construction.
- FY25 - Project complete, close.

### Operating Budget Impact

The annual cost of operation and maintenance of the sewer is \$5,500.

FY2023 Bonds - Annual Debt Service Payment	76,737
FY2023 Bonds - 20-Year Total Debt Service Payment	1,534,731
Total Project Bonds - Annual Debt Service Payment	1,020,481
Total Project Bonds - 20-Year Total Debt Service Payment	20,409,626



### Explanation of Changes

None.

# Fiscal 2023 Capital Budget

# SEWER PROJECTS

## Project: S6281-FY2013 DORSEY GUILFORD INTERCEPTOR IMPROVEMENTS

(In Thousands)	Five Year Capital Program										Master Plan			
	Prior Appr.	FY2023 Budget	Appr. Total	Fiscal 2024	Fiscal 2025	Fiscal 2026	Fiscal 2027	Fiscal 2028	Sub Total	Fiscal 2029	Fiscal 2030	Fiscal 2031	Fiscal 2032	Total Project
PLANS & ENGINEERING	1,950	0	1,950	0	0	0	0	0	0	0	0	0	0	1,950
LAND ACQUISITION	900	0	900	0	0	0	0	0	0	0	0	0	0	900
CONSTRUCTION	9,480	1,000	10,480	0	0	0	0	0	0	0	0	0	0	10,480
ADMINISTRATION	10	5	15	15	0	0	0	0	15	0	0	0	0	30
OTHER	5	0	5	0	0	0	0	0	0	0	0	0	0	5
<b>Total Expenditures</b>	<b>12,345</b>	<b>1,005</b>	<b>13,350</b>	<b>15</b>	<b>0</b>	<b>0</b>	<b>0</b>	<b>0</b>	<b>15</b>	<b>0</b>	<b>0</b>	<b>0</b>	<b>0</b>	<b>13,365</b>
METRO DISTRICT BOND	12,345	1,005	13,350	15	0	0	0	0	15	0	0	0	0	13,365
<b>Total Funding</b>	<b>12,345</b>	<b>1,005</b>	<b>13,350</b>	<b>15</b>	<b>0</b>	<b>0</b>	<b>0</b>	<b>0</b>	<b>15</b>	<b>0</b>	<b>0</b>	<b>0</b>	<b>0</b>	<b>13,365</b>

**\$1,209,123 spent and encumbered through February 2022**

**\$1,095,229 spent and encumbered through February 2021**

### Project Status

Evaluation of the alignment alternatives and determination of environmental impacts completed. Geotechnical investigation completed. Design of sewer is completed. MDE|USACE Joint Permit Application completed. Land acquisition is in progress.

FY 2022 Budget	12,345	1,005	<b>13,350</b>	15	0	0	0	0	<b>15</b>	0	0	0		<b>13,365</b>
Difference 2022 / 2023	0	0	<b>0</b>	0	0	0	0	0	<b>0</b>	0	0	0	0	<b>0</b>

None.

**Project: S6282-FY2013 BONNIE BRANCH/ROCKBURN INTERCEPTOR IMPROVEMENTS**

**Description**

A project for the design and rehabilitation of 6,100 feet of interceptor sewer in the Bonnie Branch sewer drainage area and the re-commissioning and upgrade of the Kerger Road Pumping Station and force main.

**Justification**

The improvements are required to prevent potential wastewater overflows and surcharged flow conditions within the interceptor sewers under ultimate zoning densities.

**Remarks**

1. Computer modeling under capital project S-6250 has identified areas of potential overflow and surcharge flow conditions under current zoning build-out.
2. Phase I of the capital project will consist of the re-commissioning of the Kerger Road Pumping Station.
3. Phase II of the capital project will correct potential surcharged flow conditions within the sewer and will consist of the rehabilitation of 6,100 feet of interceptor sewer including the construction of a new billing meter and vault.
4. The project was brought before the Public Works Board on January 10, 2012.
5. The project scope has been reduced due to the re-commissioning of the Kerger Road Pumping Station. The Kerger Road station will divert wastewater flows to the Shallow Run Interceptor reducing the improvements needed in the Bonnie Branch and Rockburn Interceptors.

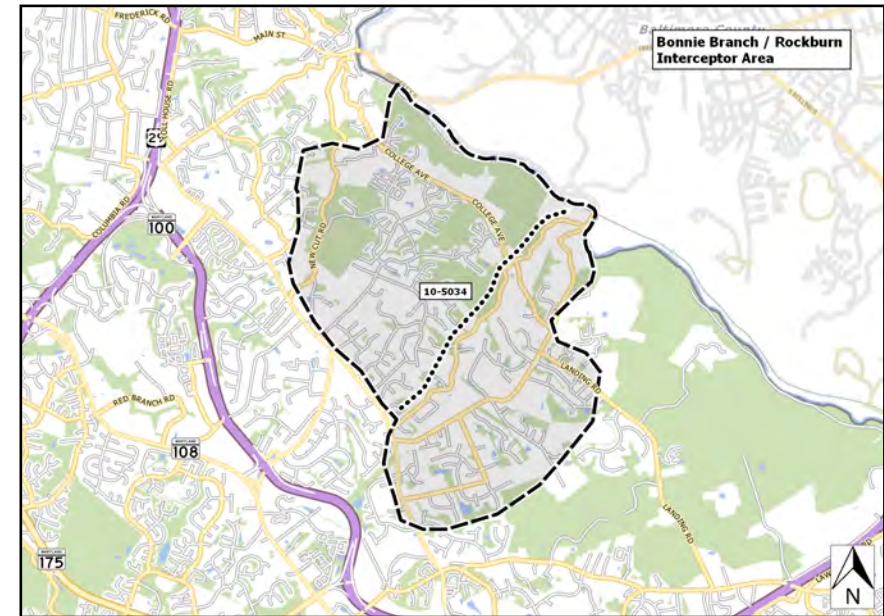
**Project Schedule**

FY23 - Project complete. Close.

**Operating Budget Impact**

The annual cost of operation and maintenance of the sewer is \$12,000, and the annual cost of operation and maintenance of the sewage pumping station is \$50,000.

FY2023 Bonds - Annual Debt Service Payment	0
FY2023 Bonds - 20-Year Total Debt Service Payment	0
Total Project Bonds - Annual Debt Service Payment	403,153
Total Project Bonds - 20-Year Total Debt Service Payment	8,063,062



**Explanation of Changes**

None.

# Fiscal 2023 Capital Budget

# SEWER PROJECTS

## Project: S6282-FY2013 BONNIE BRANCH/ROCKBURN INTERCEPTOR IMPROVEMENTS

(In Thousands)	Five Year Capital Program										Master Plan			
	Prior Appr.	FY2023 Budget	Appr. Total	Fiscal 2024	Fiscal 2025	Fiscal 2026	Fiscal 2027	Fiscal 2028	Sub Total	Fiscal 2029	Fiscal 2030	Fiscal 2031	Fiscal 2032	Total Project
PLANS & ENGINEERING	1,250	0	1,250	0	0	0	0	0	0	0	0	0	0	1,250
LAND ACQUISITION	155	0	155	0	0	0	0	0	0	0	0	0	0	155
CONSTRUCTION	3,900	0	3,900	0	0	0	0	0	0	0	0	0	0	3,900
ADMINISTRATION	20	0	20	0	0	0	0	0	0	0	0	0	0	20
EQUIPMENT & FURNISHINGS	0	0	0	0	0	0	0	0	0	0	0	0	0	0
<b>Total Expenditures</b>	<b>5,325</b>	<b>0</b>	<b>5,325</b>	<b>0</b>	<b>0</b>	<b>0</b>	<b>0</b>	<b>0</b>	<b>0</b>	<b>0</b>	<b>0</b>	<b>0</b>	<b>0</b>	<b>5,325</b>
METRO DISTRICT BOND	5,280	0	5,280	0	0	0	0	0	0	0	0	0	0	5,280
OTHER SOURCES	45	0	45	0	0	0	0	0	0	0	0	0	0	45
<b>Total Funding</b>	<b>5,325</b>	<b>0</b>	<b>5,325</b>	<b>0</b>	<b>0</b>	<b>0</b>	<b>0</b>	<b>0</b>	<b>0</b>	<b>0</b>	<b>0</b>	<b>0</b>	<b>0</b>	<b>5,325</b>

**\$3,433,891 spent and encumbered through February 2022**

**\$2,019,075 spent and encumbered through February 2021**

### Project Status

Phase 1: Complete.

Phase 2: Complete.

FY 2022 Budget	5,325	0	<b>5,325</b>	0	0	0	0	0	<b>0</b>	0	0	0		<b>5,325</b>
Difference 2022 / 2023	0	0	<b>0</b>	0	0	0	0	0	<b>0</b>	0	0	0	0	<b>0</b>

None.

## Project: S6283-FY2013 TIBER SUCKER BRANCH INTERCEPTOR IMPROVEMENTS

### Description

A project for the design and construction of 18,250 feet of parallel sewer in the Tiber Branch & Sucker Branch sewer drainage areas.

### Justification

The improvements are required to prevent potential wastewater overflows and surcharged flow conditions within the interceptor sewers under ultimate zoning densities.

### Remarks

1. Computer modeling under Capital Project S6250 identified areas of potential overflow and surcharge flow conditions under current zoning build-out.
2. The project was brought before the Public Works Board on January 12, 2012.
3. The capital project will correct potential wastewater overflow conditions.
4. The Tiber Branch Interceptor Improvements are divided into (4) phases:
  - a. Phase 1 (10-5060) - approx. 1,400 ft of sewer main and manhole replacement in 8500-8600 block of Main St, Ellicott City, coordination with Capital Project D1165.
  - b. Phase 2 (10-5117) - approx. 2,000 ft of CIPP lining, point repairs and manhole rehab. in the 8600 block of Main St, Ellicott City.
  - c. Phase 3 (10-5118) - approx. 2,850 ft of sewer and manhole replacement west of US29 between Frederick Rd and the St. John's Lane|US40 intersection.
  - d. Phase 4 (10-5119) - relocation and replacement of the existing Tiber Meter Vault.
5. Sucker Branch Interceptor Improvements are divided into two (2) phases:
  - a. Phase 1 (10-4915) - approx. 250 ft of sewer main and manhole replacement, and approx. 650 ft of CIPP lining in the Sucker Branch between Sylvan Ln and the Patapsco River.
  - b. Phase 2 (10-5061) - approx. 5,500 ft of sewer and manhole replacement and approx. 5,600 ft of CIPP lining in the Sucker Branch between the Rogers Ave|Town & Country Blvd Intersection and Sylvan Ln.
6. Request represents the advancement of funds in the Capital Program.

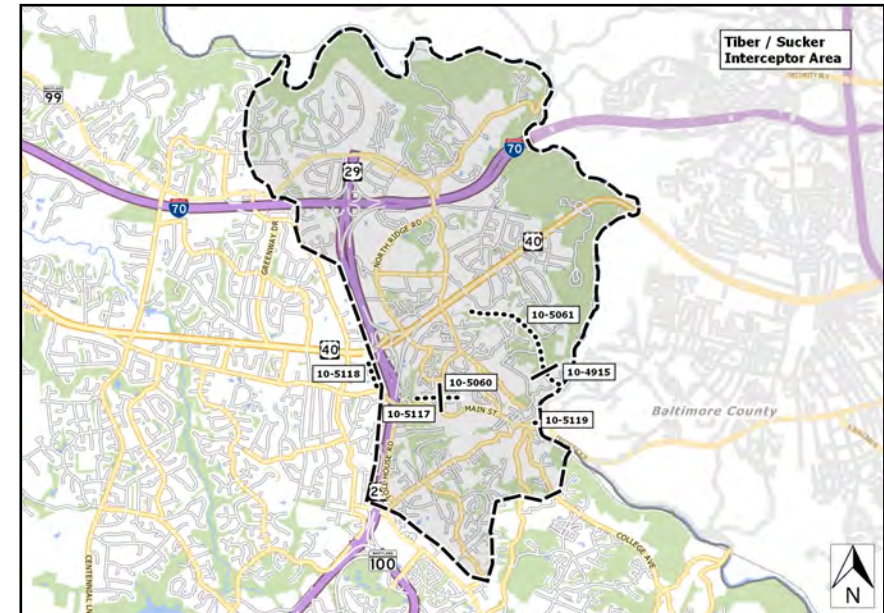
### Project Schedule

- FY23 - Construction.
- FY24 - Construction.
- FY25 - Construction Project complete.
- FY26 - Close.

### Operating Budget Impact

The annual cost of operation and maintenance of the sewer is \$38,000.

FY2023 Bonds - Annual Debt Service Payment	305,419
FY2023 Bonds - 20-Year Total Debt Service Payment	6,108,380
Total Project Bonds - Annual Debt Service Payment	1,542,366
Total Project Bonds - 20-Year Total Debt Service Payment	30,847,321



### Explanation of Changes

None.



# Fiscal 2023 Capital Budget

# SEWER PROJECTS

## Project: S6283-FY2013 TIBER SUCKER BRANCH INTERCEPTOR IMPROVEMENTS

(In Thousands)	Five Year Capital Program										Master Plan			
	Prior Appr.	FY2023 Budget	Appr. Total	Fiscal 2024	Fiscal 2025	Fiscal 2026	Fiscal 2027	Fiscal 2028	Sub Total	Fiscal 2029	Fiscal 2030	Fiscal 2031	Fiscal 2032	Total Project
PLANS & ENGINEERING	3,540	0	3,540	0	0	0	0	0	0	0	0	0	0	3,540
LAND ACQUISITION	1,445	0	1,445	0	0	0	0	0	0	0	0	0	0	1,445
CONSTRUCTION	7,160	4,000	11,160	4,000	0	0	0	0	4,000	0	0	0	0	15,160
ADMINISTRATION	55	0	55	0	0	0	0	0	0	0	0	0	0	55
EQUIPMENT & FURNISHINGS	0	0	0	0	0	0	0	0	0	0	0	0	0	0
<b>Total Expenditures</b>	<b>12,200</b>	<b>4,000</b>	<b>16,200</b>	<b>4,000</b>	<b>0</b>	<b>0</b>	<b>0</b>	<b>0</b>	<b>4,000</b>	<b>0</b>	<b>0</b>	<b>0</b>	<b>0</b>	<b>20,200</b>
METRO DISTRICT BOND	12,200	4,000	16,200	4,000	0	0	0	0	4,000	0	0	0	0	20,200
<b>Total Funding</b>	<b>12,200</b>	<b>4,000</b>	<b>16,200</b>	<b>4,000</b>	<b>0</b>	<b>0</b>	<b>0</b>	<b>0</b>	<b>4,000</b>	<b>0</b>	<b>0</b>	<b>0</b>	<b>0</b>	<b>20,200</b>

**\$4,871,748 spent and encumbered through February 2022**

**\$4,582,967 spent and encumbered through February 2021**

### Project Status

Tiber Branch Interceptor: Phase 1 is on hold due to a Verizon communications conflict; Phase 2 completed FY21; Phase 3 is under construction; Phase 4 design to resume upon completion of Tiber Phase 3 construction.

Sucker Branch Interceptor: Phase 1 completed FY20; Phase 2 will start construction in FY23.

FY 2022 Budget	12,200	8,000	<b>20,200</b>	0	0	0	0	0	<b>0</b>	0	0	0		<b>20,200</b>
Difference 2022 / 2023	0	(4,000)	<b>(4,000)</b>	4,000	0	0	0	0	<b>4,000</b>	0	0	0	0	<b>0</b>

Prior budget request adjusted to match anticipated engineering and construction schedule.

## Project: S6284-FY2013 DEEP RUN SHALLOW RUN INTERCEPTOR IMPROVEMENTS

### Description

A project for the design and construction of 44,000 feet of parallel sewer in the Deep Run and Shallow Run sewer drainage areas.

### Justification

The improvements are required to prevent potential wastewater overflows and surcharged flow conditions within the interceptor sewers under ultimate zoning densities.

### Remarks

1. Computer modeling under Capital Project S-6250 has identified areas of potential overflow and surcharge flow conditions under current zoning build-out.
2. Shallow Run will correct potential wastewater overflow conditions and will consist of 20,000 feet of parallel sewer.
3. Deep Run will correct potential surcharged flow conditions within the sewer and will consist of 24,000 feet of parallel sewer.
4. The project was brought before the Public Works Board on January 10, 2012.
5. Request represents the advancement of funds in the capital program.

### Project Schedule

Shallow Run

FY23 - Design, permitting, land acquisition, construction.

FY24-FY25 - Construction, Project complete.

FY26 - Close.

Deep Run

FY23 - Land acquisition, construction.

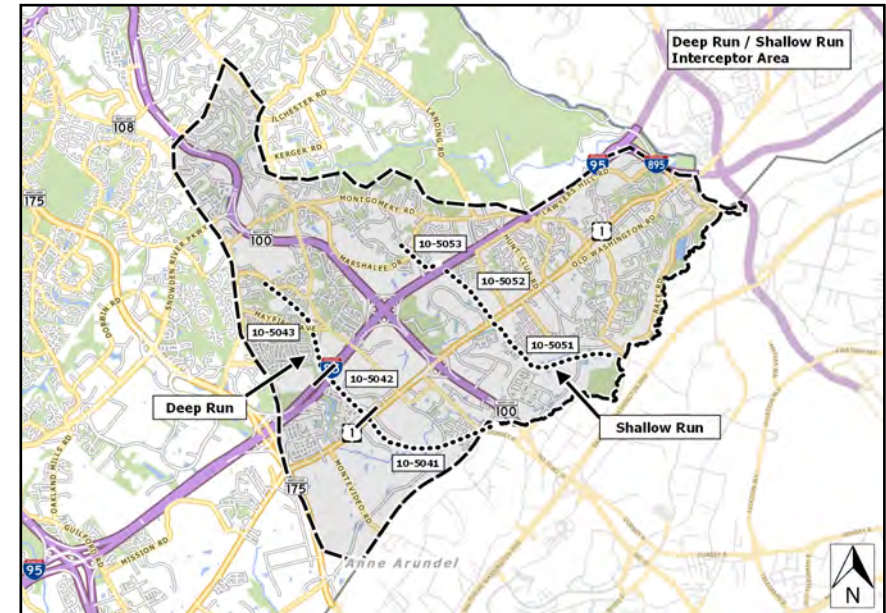
FY24-FY25 - Construction, Project complete.

FY26 - Close.

### Operating Budget Impact

The annual cost of operation and maintenance of the sewer is \$14,500.

FY2023 Bonds - Annual Debt Service Payment	305,419
FY2023 Bonds - 20-Year Total Debt Service Payment	6,108,380
Total Project Bonds - Annual Debt Service Payment	3,063,735
Total Project Bonds - 20-Year Total Debt Service Payment	61,274,692



### Explanation of Changes

None.



# Fiscal 2023 Capital Budget

# SEWER PROJECTS

## Project: S6284-FY2013 DEEP RUN SHALLOW RUN INTERCEPTOR IMPROVEMENTS

(In Thousands)	Five Year Capital Program										Master Plan			
	Prior Appr.	FY2023 Budget	Appr. Total	Fiscal 2024	Fiscal 2025	Fiscal 2026	Fiscal 2027	Fiscal 2028	Sub Total	Fiscal 2029	Fiscal 2030	Fiscal 2031	Fiscal 2032	Total Project
PLANS & ENGINEERING	5,280	0	5,280	0	0	0	0	0	0	0	0	0	0	5,280
LAND ACQUISITION	5,075	0	5,075	0	0	0	0	0	0	0	0	0	0	5,075
CONSTRUCTION	13,200	4,000	17,200	8,500	4,000	0	0	0	12,500	0	0	0	0	29,700
ADMINISTRATION	70	0	70	0	0	0	0	0	0	0	0	0	0	70
<b>Total Expenditures</b>	<b>23,625</b>	<b>4,000</b>	<b>27,625</b>	<b>8,500</b>	<b>4,000</b>	<b>0</b>	<b>0</b>	<b>0</b>	<b>12,500</b>	<b>0</b>	<b>0</b>	<b>0</b>	<b>0</b>	<b>40,125</b>
METRO DISTRICT BOND	23,625	4,000	27,625	8,500	4,000	0	0	0	12,500	0	0	0	0	40,125
<b>Total Funding</b>	<b>23,625</b>	<b>4,000</b>	<b>27,625</b>	<b>8,500</b>	<b>4,000</b>	<b>0</b>	<b>0</b>	<b>0</b>	<b>12,500</b>	<b>0</b>	<b>0</b>	<b>0</b>	<b>0</b>	<b>40,125</b>

**\$5,260,876 spent and encumbered through February 2022**

**\$5,162,606 spent and encumbered through February 2021**

### Project Status

Shallow Run is under design and land acquisition. MDE|USACE permits completed.

Deep Run is under land acquisition, permitting and construction.

FY 2022 Budget	23,625	8,000	<b>31,625</b>	4,500	4,000	0	0	0	<b>8,500</b>	0	0	0		<b>40,125</b>
Difference 2022 / 2023	0	(4,000)	<b>(4,000)</b>	4,000	0	0	0	0	<b>4,000</b>	0	0	0	0	<b>0</b>

Prior budget request adjusted to match anticipated engineering and construction schedule.

## Project: S6285-FY2017 MD108 PUMP STATION OUTFALL IMPROVEMENTS

### Description

A project for the design and construction of 1,585 feet of parallel sewer in the Tiber Branch sewer drainage area to support flows from the MD108 Pumping Station.

### Justification

The improvements are required to prevent potential wastewater overflows and surcharged flow conditions within the interceptor sewers under ultimate zoning densities.

### Remarks

1. Computer modeling under Capital Project S6250 has identified areas of potential overflow and surcharge flow conditions under current zoning build-out.
2. During emergency conditions, the MD Route 108 Pumping Station diverts flow from the Little Patuxent sewer service area to the Patapsco sewer service area by way of the Cat Rock Branch | Tiber Branch Interceptor sewer. The improvements are necessary to allow an emergency diversion of wastewater flows into the Patapsco Interceptor without resulting in potential overflow or surcharged conditions.
3. The project was brought before the Public Works Board on January 10, 2012.

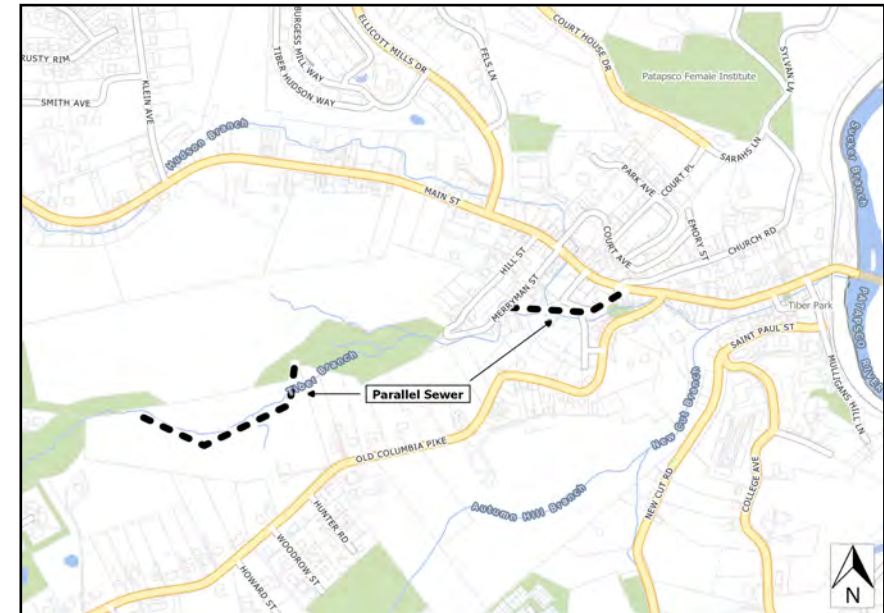
### Project Schedule

- FY23 - Design, Permitting, Land Acquisition.
- FY24 - Construction.
- FY25 - Construction, project complete, close.

### Operating Budget Impact

The annual cost of operation and maintenance of the sewer is \$700.

FY2023 Bonds - Annual Debt Service Payment	0
FY2023 Bonds - 20-Year Total Debt Service Payment	0
Total Project Bonds - Annual Debt Service Payment	438,658
Total Project Bonds - 20-Year Total Debt Service Payment	8,773,161



### Explanation of Changes

None.

# Fiscal 2023 Capital Budget

# SEWER PROJECTS

## Project: S6285-FY2017 MD108 PUMP STATION OUTFALL IMPROVEMENTS

(In Thousands)	Five Year Capital Program									Master Plan				
	Prior Appr.	FY2023 Budget	Appr. Total	Fiscal 2024	Fiscal 2025	Fiscal 2026	Fiscal 2027	Fiscal 2028	Sub Total	Fiscal 2029	Fiscal 2030	Fiscal 2031	Fiscal 2032	Total Project
PLANS & ENGINEERING	590	0	590	0	0	0	0	0	0	0	0	0	0	590
LAND ACQUISITION	100	0	100	230	0	0	0	0	230	0	0	0	0	330
CONSTRUCTION	1,220	0	1,220	3,590	0	0	0	0	3,590	0	0	0	0	4,810
ADMINISTRATION	10	0	10	5	0	0	0	0	5	0	0	0	0	15
<b>Total Expenditures</b>	<b>1,920</b>	<b>0</b>	<b>1,920</b>	<b>3,825</b>	<b>0</b>	<b>0</b>	<b>0</b>	<b>0</b>	<b>3,825</b>	<b>0</b>	<b>0</b>	<b>0</b>	<b>0</b>	<b>5,745</b>
METRO DISTRICT BOND	1,920	0	1,920	3,825	0	0	0	0	3,825	0	0	0	0	5,745
<b>Total Funding</b>	<b>1,920</b>	<b>0</b>	<b>1,920</b>	<b>3,825</b>	<b>0</b>	<b>0</b>	<b>0</b>	<b>0</b>	<b>3,825</b>	<b>0</b>	<b>0</b>	<b>0</b>	<b>0</b>	<b>5,745</b>

**\$87,910 spent and encumbered through February 2022**

**\$100,615 spent and encumbered through February 2021**

### Project Status

Project is on hold pending coordination with the design and construction of the Ellicott City Tiber 1 (T1) Pond Project.

FY 2022 Budget	1,920	0	<b>1,920</b>	3,825	0	0	0	0	<b>3,825</b>	0	0	0		<b>5,745</b>
Difference 2022 / 2023	0	0	<b>0</b>	0	0	0	0	0	<b>0</b>	0	0	0	0	<b>0</b>

None.

## Project: S6287-FY2017 NORTH LAUREL PUMP STATION PARALLEL FORCE MAIN

### Description

Design and construction of approximately 5,200 feet of parallel force main and 3,400 feet of gravity sewer to supplement the pumping capacity of the North Laurel Wastewater Pumping Station.

### Justification

The parallel force main is required to allow for a greater pumping capacity with the existing pumps.

### Remarks

1. Computer modeling under Capital Project S6255 has identified the need to upgrade the capacity of the North Laurel Pumping Station to handle the ultimate projected flows.
2. The project was brought before the Public Works Board on January 10, 2012.
3. Project schedule revised from FY21 to FY17 due to results of condition assessment of existing FM.
4. Other sources represent developer contributions and funds to be provided.

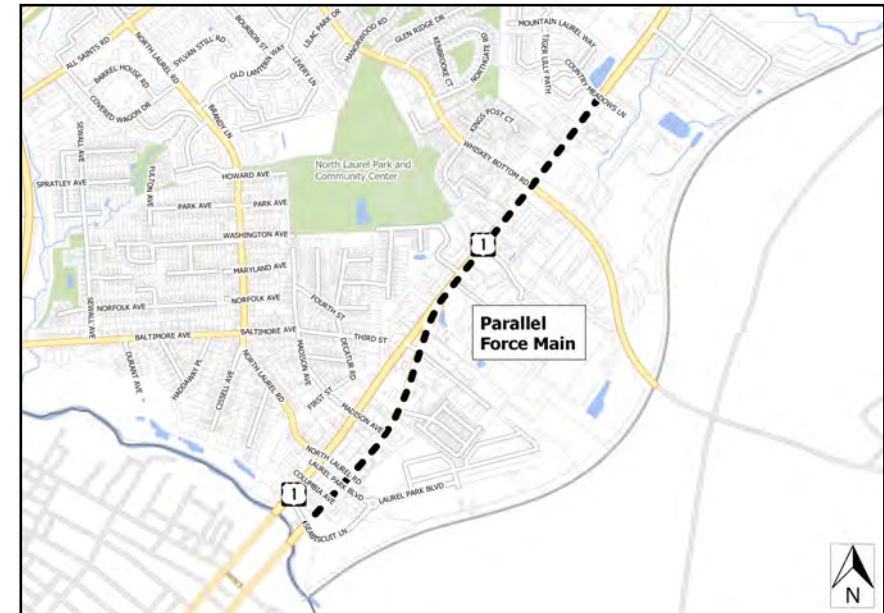
### Project Schedule

FY23 - Land Acquisition and Construction.  
 FY24 - Project complete, close.

### Operating Budget Impact

The annual cost of operation and maintenance of the sewer is \$ 20,000.

FY2023 Bonds - Annual Debt Service Payment	466,528
FY2023 Bonds - 20-Year Total Debt Service Payment	9,330,551
Total Project Bonds - Annual Debt Service Payment	658,178
Total Project Bonds - 20-Year Total Debt Service Payment	13,163,560



### Explanation of Changes

Budget amended to meet revised project scope and schedule.

# Fiscal 2023 Capital Budget

# SEWER PROJECTS

## Project: S6287-FY2017 NORTH LAUREL PUMP STATION PARALLEL FORCE MAIN

(In Thousands)	Five Year Capital Program										Master Plan			
	Prior Appr.	FY2023 Budget	Appr. Total	Fiscal 2024	Fiscal 2025	Fiscal 2026	Fiscal 2027	Fiscal 2028	Sub Total	Fiscal 2029	Fiscal 2030	Fiscal 2031	Fiscal 2032	Total Project
PLANS & ENGINEERING	500	0	500	0	0	0	0	0	0	0	0	0	0	500
CONSTRUCTION	2,000	6,540	8,540	0	0	0	0	0	0	0	0	0	0	8,540
ADMINISTRATION	10	0	10	0	0	0	0	0	0	0	0	0	0	10
EQUIPMENT & FURNISHINGS	0	0	0	0	0	0	0	0	0	0	0	0	0	0
<b>Total Expenditures</b>	<b>2,510</b>	<b>6,540</b>	<b>9,050</b>	<b>0</b>	<b>0</b>	<b>0</b>	<b>0</b>	<b>0</b>	<b>0</b>	<b>0</b>	<b>0</b>	<b>0</b>	<b>0</b>	<b>9,050</b>
DEVELOPER CONTRIBUTION	0	430	430	0	0	0	0	0	0	0	0	0	0	430
METRO DISTRICT BOND	2,510	6,110	8,620	0	0	0	0	0	0	0	0	0	0	8,620
<b>Total Funding</b>	<b>2,510</b>	<b>6,540</b>	<b>9,050</b>	<b>0</b>	<b>0</b>	<b>0</b>	<b>0</b>	<b>0</b>	<b>0</b>	<b>0</b>	<b>0</b>	<b>0</b>	<b>0</b>	<b>9,050</b>

**\$604,329 spent and encumbered through February 2022**

**\$179,514 spent and encumbered through February 2021**

### Project Status

Alignment alternatives study completed. Project design completed. Land acquisition is in progress.

FY 2022 Budget	2,510	2,500	<b>5,010</b>	4,000	0	0	0	0	<b>4,000</b>	0	0	0		<b>9,010</b>
Difference 2022 / 2023	0	4,040	<b>4,040</b>	(4,000)	0	0	0	0	<b>(4,000)</b>	0	0	0	0	<b>40</b>

Prior budget request amended to meet revised estimated project scope and schedule.

**Project: S6294-FY2015 ANNAPOLIS JUNCTION PUMPING STATION RENOVATION**

**Description**

A project for the renovation of the Annapolis Junction Pumping Station.

**Justification**

The County has been requested to make certain modifications to the existing Annapolis Junction Pumping Station to accommodate planned land use by the adjacent property owners. The modifications include fence relocations and installation of odor control facilities. The requested modifications will be paid for by adjacent land owners. Other desired station improvements will be cost shared between the County and the adjacent land owners.

**Remarks**

1. Requested modifications to the pumping station will be contingent on receipt of funds from those requesting the modifications.
2. Other sources represent developer contributions and funds received from the adjacent land owners.
3. The project was brought before the Public Works Board on January 14, 2014.

**Project Schedule**

FY23 - Project complete. Close.

**Operating Budget Impact**

The annual cost of operation and maintenance will be unchanged.

FY2023 Bonds - Annual Debt Service Payment	0
FY2023 Bonds - 20-Year Total Debt Service Payment	0
Total Project Bonds - Annual Debt Service Payment	0
Total Project Bonds - 20-Year Total Debt Service Payment	0



**Explanation of Changes**

None.

# Fiscal 2023 Capital Budget

# SEWER PROJECTS

## Project: S6294-FY2015 ANNAPOLIS JUNCTION PUMPING STATION RENOVATION

(In Thousands)	Five Year Capital Program										Master Plan			
	Prior Appr.	FY2023 Budget	Appr. Total	Fiscal 2024	Fiscal 2025	Fiscal 2026	Fiscal 2027	Fiscal 2028	Sub Total	Fiscal 2029	Fiscal 2030	Fiscal 2031	Fiscal 2032	Total Project
PLANS & ENGINEERING	85	0	85	0	0	0	0	0	0	0	0	0	0	85
CONSTRUCTION	1,530	0	1,530	0	0	0	0	0	0	0	0	0	0	1,530
ADMINISTRATION	25	0	25	0	0	0	0	0	0	0	0	0	0	25
<b>Total Expenditures</b>	<b>1,640</b>	<b>0</b>	<b>1,640</b>	<b>0</b>	<b>0</b>	<b>0</b>	<b>0</b>	<b>0</b>	<b>0</b>	<b>0</b>	<b>0</b>	<b>0</b>	<b>0</b>	<b>1,640</b>
IN-AID of CONSTRUCT UTILITIES	1,515	0	1,515	0	0	0	0	0	0	0	0	0	0	1,515
OTHER SOURCES	125	0	125	0	0	0	0	0	0	0	0	0	0	125
<b>Total Funding</b>	<b>1,640</b>	<b>0</b>	<b>1,640</b>	<b>0</b>	<b>0</b>	<b>0</b>	<b>0</b>	<b>0</b>	<b>0</b>	<b>0</b>	<b>0</b>	<b>0</b>	<b>0</b>	<b>1,640</b>

**\$1,433,937 spent and encumbered through February 2022**

**\$1,431,753 spent and encumbered through February 2021**

### Project Status

Project is complete.

FY 2022 Budget	1,640	0	<b>1,640</b>	0	0	0	0	0	<b>0</b>	0	0	0	0	<b>1,640</b>
Difference 2022 / 2023	0	0	<b>0</b>	0	0	0	0	0	<b>0</b>	0	0	0	0	<b>0</b>

None.

**Project: S6297-FY2016 OLD FREDERICK ROAD PUMPING STATION UPGRADE**

**Description**

A project for the design and construction of upgrades to increase the pumping capacity of the Old Frederick Road Pumping Station. Work includes upstream improvements to collection system choke points, improvements to the station discharge force main and downstream interceptor sewer in conjunction with increasing the station capacity.

**Justification**

The pumping station is currently operating at capacity. A desktop analysis performed under Capital Project S6275 has indicated the need to upgrade capacity of the Old Frederick Pumping Station to handle projected flow conditions. The pumps, motors, controls and associated piping will be upgraded.

**Remarks**

The project was brought before the Public Works Board on December 09, 2014.

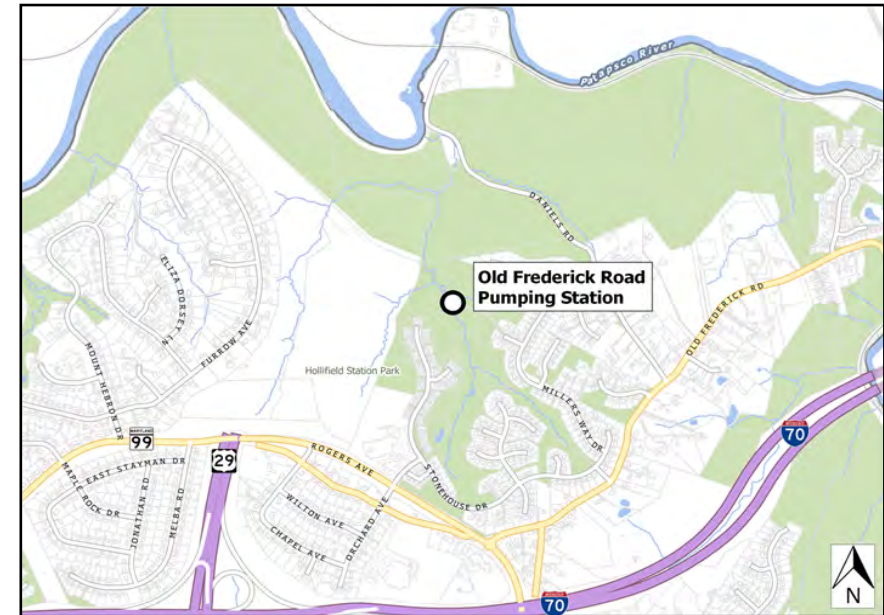
**Project Schedule**

FY23 - Design. Construction.  
 FY24 - Project complete. Close.

**Operating Budget Impact**

The annual cost of operation and maintenance of the sewer pumping station is \$50,000.

FY2023 Bonds - Annual Debt Service Payment	0
FY2023 Bonds - 20-Year Total Debt Service Payment	0
Total Project Bonds - Annual Debt Service Payment	132,476
Total Project Bonds - 20-Year Total Debt Service Payment	2,649,510



**Explanation of Changes**

None.



# Fiscal 2023 Capital Budget

# SEWER PROJECTS

## Project: S6297-FY2016 OLD FREDERICK ROAD PUMPING STATION UPGRADE

(In Thousands)	Five Year Capital Program										Master Plan			
	Prior Appr.	FY2023 Budget	Appr. Total	Fiscal 2024	Fiscal 2025	Fiscal 2026	Fiscal 2027	Fiscal 2028	Sub Total	Fiscal 2029	Fiscal 2030	Fiscal 2031	Fiscal 2032	Total Project
PLANS & ENGINEERING	200	0	200	0	0	0	0	0	0	0	0	0	0	200
LAND ACQUISITION	30	0	30	0	0	0	0	0	0	0	0	0	0	30
CONSTRUCTION	1,500	0	1,500	0	0	0	0	0	0	0	0	0	0	1,500
ADMINISTRATION	5	0	5	0	0	0	0	0	0	0	0	0	0	5
<b>Total Expenditures</b>	<b>1,735</b>	<b>0</b>	<b>1,735</b>	<b>0</b>	<b>0</b>	<b>0</b>	<b>0</b>	<b>0</b>	<b>0</b>	<b>0</b>	<b>0</b>	<b>0</b>	<b>0</b>	<b>1,735</b>
METRO DISTRICT BOND	1,735	0	1,735	0	0	0	0	0	0	0	0	0	0	1,735
<b>Total Funding</b>	<b>1,735</b>	<b>0</b>	<b>1,735</b>	<b>0</b>	<b>0</b>	<b>0</b>	<b>0</b>	<b>0</b>	<b>0</b>	<b>0</b>	<b>0</b>	<b>0</b>	<b>0</b>	<b>1,735</b>

**\$286,440 spent and encumbered through February 2022**

**\$286,440 spent and encumbered through February 2021**

### Project Status

Project is under construction.

FY 2022 Budget	1,735	0	<b>1,735</b>	0	0	0	0	0	<b>0</b>	0	0	0	0	<b>1,735</b>
Difference 2022 / 2023	0	0	<b>0</b>	0	0	0	0	0	<b>0</b>	0	0	0	0	<b>0</b>

None.

## Project: S6298-FY2018 DORSEY RUN ROAD SEWER EXTENSION

### Description

A project for the design and construction of 475 LF of 8-inch sewer main along Dorsey Run Road to serve one property with a failing septic system.

### Justification

The requesting property is currently served by a septic system that is failing. The business, Praxair, requested that the County extend sewer service to allow connection to the public system.

### Remarks

The project was brought before the Public Works Board on December 13, 2016.

### Project Schedule

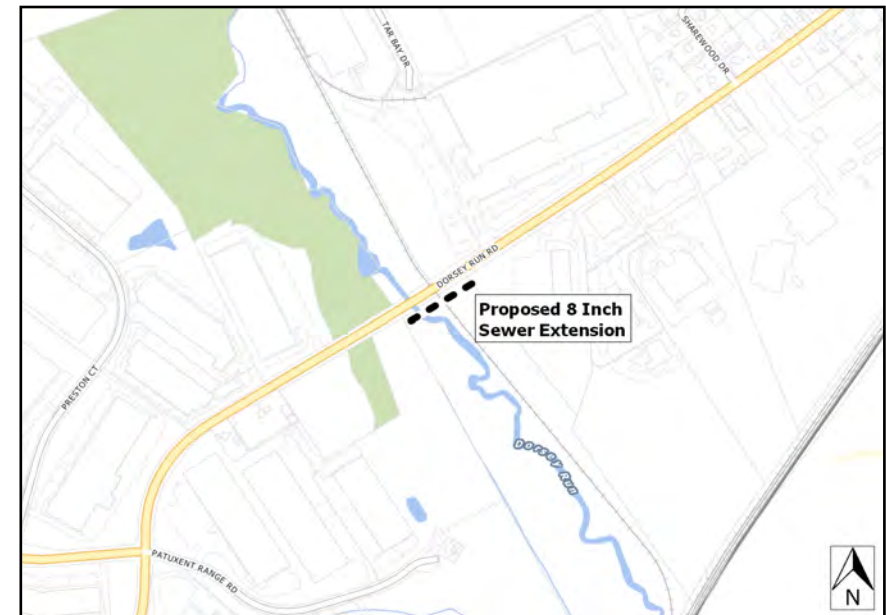
FY23 - Design. Construction, project complete.

FY24 - Close.

### Operating Budget Impact

The annual cost of operation and maintenance of the sewer main is estimated at \$1,400.

FY2023 Bonds - Annual Debt Service Payment	0
FY2023 Bonds - 20-Year Total Debt Service Payment	0
Total Project Bonds - Annual Debt Service Payment	30,542
Total Project Bonds - 20-Year Total Debt Service Payment	610,838



### Explanation of Changes

None.

# Fiscal 2023 Capital Budget

# SEWER PROJECTS

## Project: S6298-FY2018 DORSEY RUN ROAD SEWER EXTENSION

(In Thousands)	Five Year Capital Program										Master Plan			
	Prior Appr.	FY2023 Budget	Appr. Total	Fiscal 2024	Fiscal 2025	Fiscal 2026	Fiscal 2027	Fiscal 2028	Sub Total	Fiscal 2029	Fiscal 2030	Fiscal 2031	Fiscal 2032	Total Project
PLANS & ENGINEERING	100	0	100	0	0	0	0	0	0	0	0	0	0	100
LAND ACQUISITION	50	0	50	0	0	0	0	0	0	0	0	0	0	50
CONSTRUCTION	245	0	245	0	0	0	0	0	0	0	0	0	0	245
ADMINISTRATION	5	0	5	0	0	0	0	0	0	0	0	0	0	5
<b>Total Expenditures</b>	<b>400</b>	<b>0</b>	<b>400</b>	<b>0</b>	<b>0</b>	<b>0</b>	<b>0</b>	<b>0</b>	<b>0</b>	<b>0</b>	<b>0</b>	<b>0</b>	<b>0</b>	<b>400</b>
METRO DISTRICT BOND	400	0	400	0	0	0	0	0	0	0	0	0	0	400
<b>Total Funding</b>	<b>400</b>	<b>0</b>	<b>400</b>	<b>0</b>	<b>0</b>	<b>0</b>	<b>0</b>	<b>0</b>	<b>0</b>	<b>0</b>	<b>0</b>	<b>0</b>	<b>0</b>	<b>400</b>

**\$19,199 spent and encumbered through February 2022**

**\$19,199 spent and encumbered through February 2021**

### Project Status

Project progression delayed due to difficult utility acquisition negotiations.

FY 2022 Budget	400	0	<b>400</b>	0	0	0	0	0	<b>0</b>	0	0	0		<b>400</b>
Difference 2022 / 2023	0	0	<b>0</b>	0	0	0	0	0	<b>0</b>	0	0	0	0	<b>0</b>

None.

## Project: S6299 - FY 2023 ROCKBURN BRANCH SEWER STUDY

### Description

A project to study and determine feasible options to provide sewer service to properties along Elibank Drive in Elkridge, MD.

### Justification

The project was initiated by the Department of Public Works in response to a request for sewer service from a property owner on Elibank Drive. The requesting owner's property, as well as others that make up the study area, is in the Metropolitan District and Planned Service Area.

### Remarks

Project brought before the Public Works Board on December 10, 2019.

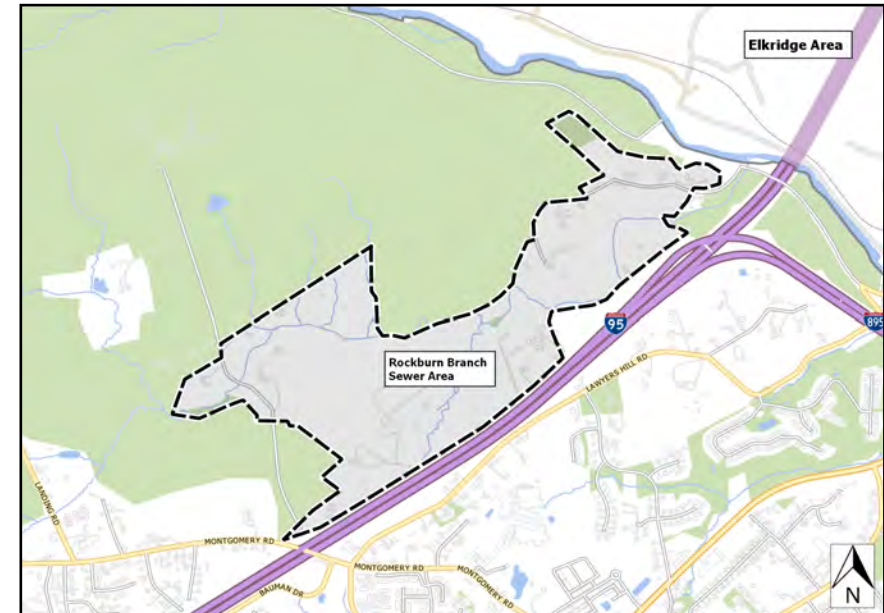
### Project Schedule

FY23 - Study.

### Operating Budget Impact

No Operating Impact

FY2023 Bonds - Annual Debt Service Payment	0
FY2023 Bonds - 20-Year Total Debt Service Payment	0
Total Project Bonds - Annual Debt Service Payment	0
Total Project Bonds - 20-Year Total Debt Service Payment	0



### Explanation of Changes

None.

# Fiscal 2023 Capital Budget

# SEWER PROJECTS

## Project: S6299 - FY 2023 ROCKBURN BRANCH SEWER STUDY

(In Thousands)	Five Year Capital Program										Master Plan			
	Prior Appr.	FY2023 Budget	Appr. Total	Fiscal 2024	Fiscal 2025	Fiscal 2026	Fiscal 2027	Fiscal 2028	Sub Total	Fiscal 2029	Fiscal 2030	Fiscal 2031	Fiscal 2032	Total Project
PLANS & ENGINEERING	0	600	600	0	0	0	0	0	0	0	0	0	0	600
<b>Total Expenditures</b>	<b>0</b>	<b>600</b>	<b>600</b>	<b>0</b>	<b>0</b>	<b>0</b>	<b>0</b>	<b>0</b>	<b>0</b>	<b>0</b>	<b>0</b>	<b>0</b>	<b>0</b>	<b>600</b>
UTILITY CASH	0	600	600	0	0	0	0	0	0	0	0	0	0	600
<b>Total Funding</b>	<b>0</b>	<b>600</b>	<b>600</b>	<b>0</b>	<b>0</b>	<b>0</b>	<b>0</b>	<b>0</b>	<b>0</b>	<b>0</b>	<b>0</b>	<b>0</b>	<b>0</b>	<b>600</b>

**\$0 spent and encumbered through February 2022**

**\$0 spent and encumbered through February 2021**

**Project Status** Study to commence in FY23.

FY 2022 Budget	0	600	<b>600</b>	0	0	0	0	0	<b>0</b>	0	0	0		<b>600</b>
Difference 2022 / 2023	0	0	<b>0</b>	0	0	0	0	0	<b>0</b>	0	0	0	0	<b>0</b>

None.

## Project: S6500-FY2017 SEWER AREA ASSESSMENT AND MODELING

### Description

A project [program] for the study and evaluation of sewer areas and/or water zones.

### Justification

The project [program] was initiated by the Department of Public Works. This project [program] will be utilized to examine related needs within specific sewer areas or water zones when it is determined that a need exist to evaluate a sewer area or water zone due to emergency, future capital project(s), future development(s), etc.

### Remarks

1. The project [program] will be used to perform sewer system evaluation surveys (SSES) in areas of excessive infiltration and inflow.
2. Sewer and/or water modeling or other desktop analytical methods as well as minor field level evaluations will be performed.
3. The project was brought before the Public Works Board on December 8, 2015.
4. Request represents the advancement of funds in the capital program.

### Project Schedule

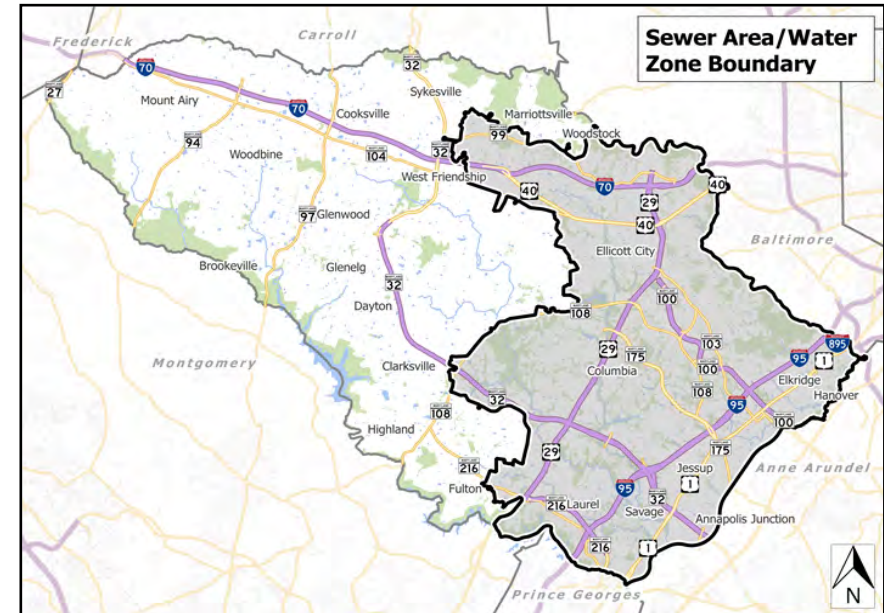
Ongoing program

FY23-FY25 - Sewer area assessments and modeling as needed.

### Operating Budget Impact

No Operating Impact

FY2023 Bonds - Annual Debt Service Payment	0
FY2023 Bonds - 20-Year Total Debt Service Payment	0
Total Project Bonds - Annual Debt Service Payment	0
Total Project Bonds - 20-Year Total Debt Service Payment	0



### Explanation of Changes

Request represents the advancement of funds in the capital program.

# Fiscal 2023 Capital Budget

# SEWER PROJECTS

## Project: S6500-FY2017 SEWER AREA ASSESSMENT AND MODELING

(In Thousands)	Five Year Capital Program										Master Plan			
	Prior Appr.	FY2023 Budget	Appr. Total	Fiscal 2024	Fiscal 2025	Fiscal 2026	Fiscal 2027	Fiscal 2028	Sub Total	Fiscal 2029	Fiscal 2030	Fiscal 2031	Fiscal 2032	Total Project
PLANS & ENGINEERING	450	85	535	85	100	0	0	0	185	0	0	0	0	720
LAND ACQUISITION	0	0	0	0	0	0	0	0	0	0	0	0	0	0
CONSTRUCTION	0	0	0	0	0	0	0	0	0	0	0	0	0	0
ADMINISTRATION	5	5	10	5	0	0	0	0	5	0	0	0	0	15
<b>Total Expenditures</b>	<b>455</b>	<b>90</b>	<b>545</b>	<b>90</b>	<b>100</b>	<b>0</b>	<b>0</b>	<b>0</b>	<b>190</b>	<b>0</b>	<b>0</b>	<b>0</b>	<b>0</b>	<b>735</b>
UTILITY CASH	455	90	545	90	100	0	0	0	190	0	0	0	0	735
<b>Total Funding</b>	<b>455</b>	<b>90</b>	<b>545</b>	<b>90</b>	<b>100</b>	<b>0</b>	<b>0</b>	<b>0</b>	<b>190</b>	<b>0</b>	<b>0</b>	<b>0</b>	<b>0</b>	<b>735</b>

**\$417,125 spent and encumbered through February 2022**

**\$348,540 spent and encumbered through February 2021**

### Project Status

Completed FY21 and prior: 1. Rockburn Drainage Area assessment. 2. Sewer model continue updated for nine interceptor sewers, and ten waste water pumping stations. 3. Dorsey Run Subdivision sewer assessment and scanning of previous Little Patuxent and Patapsco sewer assessment reports; 4. MD Route 108 WWPS Evaluation and Laurel Park Development sewer reports. 5. Completed the latest Little Patuxent and Patapsco Sewer Area Assessment reports..

Projects completed FY22: Sewer model updated with latest station pump data (34 pumping stations).

FY 2022 Budget	455	90	<b>545</b>	90	100	0	0	0	<b>190</b>	0	0	0		<b>735</b>
Difference 2022 / 2023	0	0	<b>0</b>	0	0	0	0	0	<b>0</b>	0	0	0	0	<b>0</b>

None.

## Project: S6600-FY2019 WATER AND WASTEWATER FACILITIES CAPITAL REPAIRS AND UPGRADES

### Description

A project [program] to repair or upgrade existing water or sewer facilities. Work may also include the performance of energy audits, alternative power source upgrades and/or the installation of energy conservation techniques at existing water or sewer facilities.

### Justification

Existing facility infrastructure within the water/wastewater collection system is aging and upgrades are needed (beyond routine maintenance) to extend the useful life of the assets or restore degrading functionality. This Capital Project provides programmatic component replacement and upgrades to water/wastewater facilities external to the Little Patuxent Water Reclamation Plant.

### Remarks

1. The project was brought before the Public Works Board on January 09, 2018.
2. Request represents the advancement of funds in the Capital Program.

### Project Schedule

On-going Program

FY23 - Construction of Edgar Rd WPS and Huntington East PRV repairs/upgrades. Design of Waverly SPS, Cherry Creek SPS, Route 40 SPS, All Saints WPS and Elkridge WPS repairs/upgrades

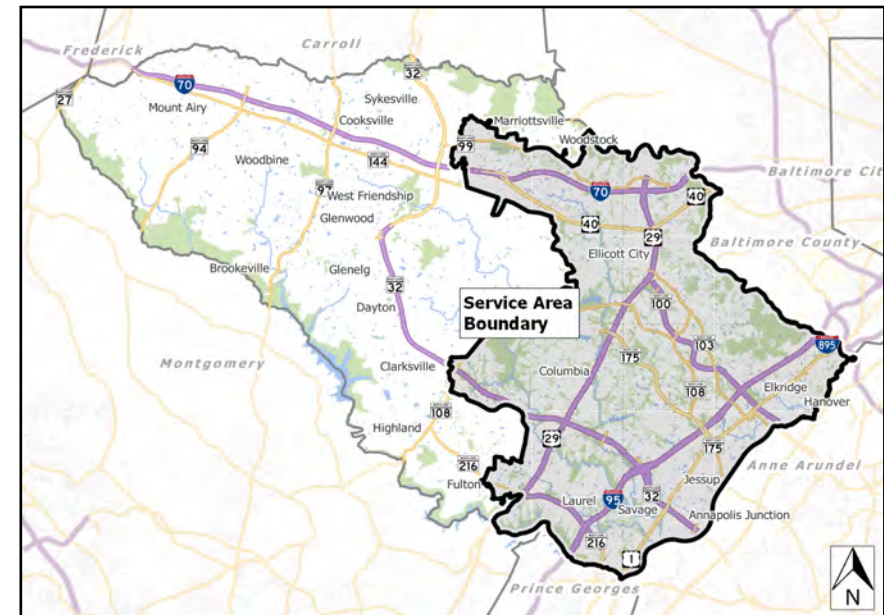
FY24 - Construction of Waverly SPS, Cherry Creek SPS, Route 40 SPS, All Saints SPS and Elkridge WPS repairs/upgrades. Additional/future priorities to be determined from Comprehensive Facility Planning Study (CFPS).

FY25 - Projects and priorities to be determined from CFPS.

### Operating Budget Impact

Reduction in the number of unscheduled and therefore emergency repairs which are estimated to be in excess of \$100,000 annually.

FY2023 Bonds - Annual Debt Service Payment	114,532
FY2023 Bonds - 20-Year Total Debt Service Payment	2,290,643
Total Project Bonds - Annual Debt Service Payment	1,450,740
Total Project Bonds - 20-Year Total Debt Service Payment	29,014,807



### Explanation of Changes

Prior estimate of total project cost changed to reflect anticipated cost for engineering and construction throughout project schedule.



# Fiscal 2023 Capital Budget

# SEWER PROJECTS

## Project: S6600-FY2019 WATER AND WASTEWATER FACILITIES CAPITAL REPAIRS AND UPGRADES

(In Thousands)	Five Year Capital Program										Master Plan			
	Prior Appr.	FY2023 Budget	Appr. Total	Fiscal 2024	Fiscal 2025	Fiscal 2026	Fiscal 2027	Fiscal 2028	Sub Total	Fiscal 2029	Fiscal 2030	Fiscal 2031	Fiscal 2032	Total Project
PLANS & ENGINEERING	1,960	450	2,410	450	450	450	450	450	2,250	0	0	0	0	4,660
CONSTRUCTION	8,000	1,045	9,045	1,045	1,045	1,045	1,045	1,045	5,225	0	0	0	0	14,270
ADMINISTRATION	40	5	45	5	5	5	5	5	25	0	0	0	0	70
<b>Total Expenditures</b>	<b>10,000</b>	<b>1,500</b>	<b>11,500</b>	<b>1,500</b>	<b>1,500</b>	<b>1,500</b>	<b>1,500</b>	<b>1,500</b>	<b>7,500</b>	<b>0</b>	<b>0</b>	<b>0</b>	<b>0</b>	<b>19,000</b>
METRO DISTRICT BOND	10,000	1,500	11,500	1,500	1,500	1,500	1,500	1,500	7,500	0	0	0	0	19,000
<b>Total Funding</b>	<b>10,000</b>	<b>1,500</b>	<b>11,500</b>	<b>1,500</b>	<b>1,500</b>	<b>1,500</b>	<b>1,500</b>	<b>1,500</b>	<b>7,500</b>	<b>0</b>	<b>0</b>	<b>0</b>	<b>0</b>	<b>19,000</b>

**\$5,583,734 spent and encumbered through February 2022**

**\$5,024,035 spent and encumbered through February 2021**

### Project Status

Projects completed FY21 and prior: Allenford SPS and Chamberlea SPS upgrades, Mt. Hebron SPS and Patapsco Park SPS upgrades.

Projects completed FY22: Valley Lane SPS, Snowden EWST ARV, Scaggsville EWST overflow upgrades - Comprehensive Facility Planning Studies (CFPS) for Water and Sewer facilities were completed for future capital budget programming.

Projects in construction: Huntington East PRV replacement, Edgar Rd WPS repairs/upgrades.

Projects in design: Waverly SPS, Cherry Creek SPS, Route 40 SPS, All Saints WPS and Elkridge WPS repairs/upgrades.

FY 2022 Budget	10,000	1,500	<b>11,500</b>	1,500	1,500	1,500	1,500	0	<b>6,000</b>	0	0	0		<b>17,500</b>
Difference 2022 / 2023	0	0	<b>0</b>	0	0	0	0	1,500	<b>1,500</b>	0	0	0	0	<b>1,500</b>

Prior budget request amended to meet revised estimated program and schedule.

## Project: S6601-FY2020 SEWER ASSET MANAGEMENT PROGRAM

### Description

A project [program] to coordinate and centralize sewer utility management efforts in order to extend the useful life of our existing sewer system assets. Work under this program encompasses program planning, engineering support and management; the maintenance and construction (planned and emergency) necessary and associated with sewer maintenance and renewal; and other related activities necessary to maintain existing and in-place sewer assets.

### Justification

The County's existing sewer infrastructure is aging. Increased levels of renewal and maintenance are necessary to extend and maintain the useful life of our sewer assets or restore degrading functionality. This project [program] is the sewer equivalent to the water asset management program.

### Remarks

1. Project brought before the Public Works Board on January 08, 2019.
2. S6601 consolidated and replaced capital projects S6232, S6276 and S6268.
3. Assets management activities to be performed include: (a) Programmed yearly sewer inspections, cleaning, smoke testing, and needed repairs associated with the County's Consent Agreement with the Maryland Department of the Environment (MDE). The agreement requires the annual inspection of one-fifth of all County sewers, (b) Sewer stabilization and restoration repairs made necessary due to stream migration or soil erosion, (c) Sewer repair and renewal using CIPP or other renewal technologies.
4. Request represents the advancement of funds in the capital program and additional funding to meet emerging program priorities.

### Project Schedule

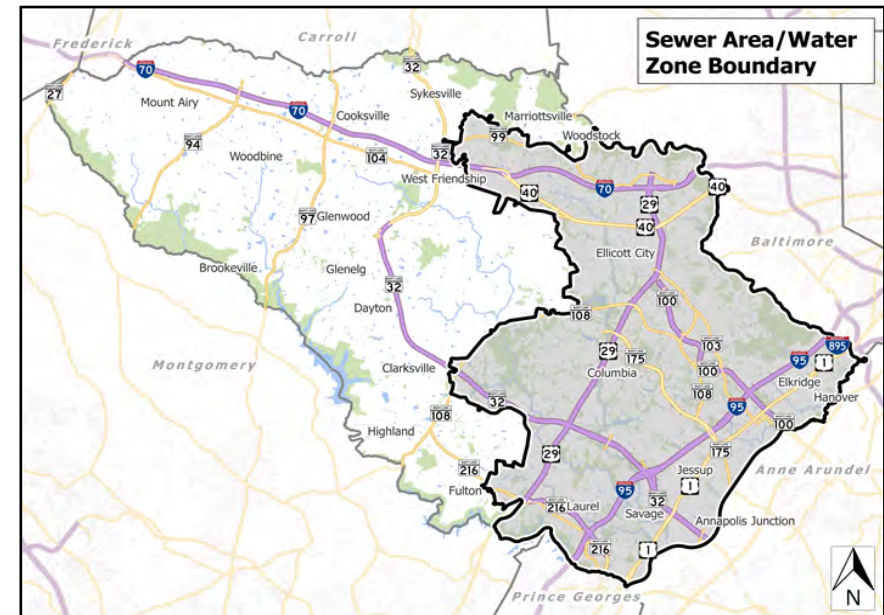
On-going Program

FY23-FY31 - Performance of programmed sewer asset maintenance, renewal or augmentation.

### Operating Budget Impact

This program will reduce operating cost, reduce the number of unscheduled and therefore emergency repairs.

FY2023 Bonds - Annual Debt Service Payment	0
FY2023 Bonds - 20-Year Total Debt Service Payment	0
Total Project Bonds - Annual Debt Service Payment	38,177
Total Project Bonds - 20-Year Total Debt Service Payment	763,548



### Explanation of Changes

Prior budget request amended to meet revised estimated program funding needs.

# Fiscal 2023 Capital Budget

# SEWER PROJECTS

## Project: S6601-FY2020 SEWER ASSET MANAGEMENT PROGRAM

(In Thousands)	Five Year Capital Program									Master Plan				
	Prior Appr.	FY2023 Budget	Appr. Total	Fiscal 2024	Fiscal 2025	Fiscal 2026	Fiscal 2027	Fiscal 2028	Sub Total	Fiscal 2029	Fiscal 2030	Fiscal 2031	Fiscal 2032	Total Project
PLANS & ENGINEERING	1,520	1,095	2,615	550	645	600	600	650	3,045	650	680	680	0	7,670
LAND ACQUISITION	150	50	200	100	50	125	75	125	475	75	100	150	0	1,000
CONSTRUCTION	9,500	6,225	15,725	5,000	5,225	5,575	5,725	6,000	27,525	6,300	6,500	6,500	0	62,550
ADMINISTRATION	120	55	175	50	55	60	60	65	290	65	70	70	0	670
<b>Total Expenditures</b>	<b>11,290</b>	<b>7,425</b>	<b>18,715</b>	<b>5,700</b>	<b>5,975</b>	<b>6,360</b>	<b>6,460</b>	<b>6,840</b>	<b>31,335</b>	<b>7,090</b>	<b>7,350</b>	<b>7,400</b>	<b>0</b>	<b>71,890</b>
UTILITY CASH	5,211	6,150	11,361	4,300	4,550	4,765	4,765	5,040	23,420	5,240	5,450	5,450	0	50,921
METRO DISTRICT BOND	500	0	500	0	0	0	0	0	0	0	0	0	0	500
IN-AID of CONSTRUCT UTILITIES	5,579	1,275	6,854	1,400	1,425	1,595	1,695	1,800	7,915	1,850	1,900	1,950	0	20,469
<b>Total Funding</b>	<b>11,290</b>	<b>7,425</b>	<b>18,715</b>	<b>5,700</b>	<b>5,975</b>	<b>6,360</b>	<b>6,460</b>	<b>6,840</b>	<b>31,335</b>	<b>7,090</b>	<b>7,350</b>	<b>7,400</b>	<b>0</b>	<b>71,890</b>

**\$7,334,780 spent and encumbered through February 2022**

**\$4,405,869 spent and encumbered through February 2021**

### Project Status

Projects completed FY21 and prior:

Exposed Pipelines (QTY): Seven (7) exposed asset interventions.

CIPP Pipeline Rehabilitation (LF or QTY): 5,945 LF of sewer rehabbed; 113 SHCs rehabbed; an additional 220 SHCs investigated.

CMOM Program: Performed sewer cleaning, televised inspections, and smoke testing in the upper and lower Little Patuxent basins. Repairs performed as needed.

Miscellaneous (QTY): 2 sewer replacement projects constructed.

Projects completed in FY22:

Exposed Pipelines (Named): 1. Gales Ln.; 2. Frederick Rd. & Route 29; 3. Twin Stream; 4. Cotton Mill Ln.; 5. 3329 Governor Henry Ct.; 6. Autumn River; 7. 6396 Wind Rider Way; 8. Farewell Rd.

CIPP Pipeline Rehabilitation (Named): 1. Millbrook Rd; 2. Reader Ln.

CMOM program: Performed sewer cleaning, televised inspections and smoke testing. Repairs performed as needed.

Miscellaneous (Named): None

FY 2022 Budget	11,290	5,425	<b>16,715</b>	5,700	5,975	6,360	6,460	6,840	<b>31,335</b>	7,090	7,350	7,400		<b>69,890</b>
Difference 2022 / 2023	0	2,000	<b>2,000</b>	0	0	0	0	0	<b>0</b>	0	0	0	0	<b>2,000</b>

Prior budget request amended to meet revised estimated program funding needs.

## Project: S6602 - FY2021 LPWRP CAPITAL REPAIRS and UPGRADES

### Description

A project [program] to systematically repair, replace, or upgrade existing facilities at the Little Patuxent Water Reclamation Plant (LPWRP). Work under this program encompasses program planning; engineering support and management; energy and alternative power source upgrades or conservation improvements and the maintenance and construction (planned and emergency) necessary and associated with facilities and processes at the LPWRP.

### Justification

Infrastructure at the LPWRP requires systematic repair, replacement and upgrading to maintain or improve serviceability or extend useful life overall. This capital project [program] is the LPWRP specific equivalent to other asset management programs related to water and or wastewater infrastructure within the County.

### Remarks

1. Project brought before the Public Works Board on December 10, 2019.
2. S6602 will replace S6264 starting in FY21. S6264 will be closed on or before FY24.

### Project Schedule

On-going Program

FY23 - Engineering:

1. Process Water Distribution System Rehab Design;
2. Operations Building Staff Area Reno;
3. Operations Building Improvements;
4. Migration from DCS (Distributed Control System) to Plantwide PCS (Process Control System) Phase 1;
5. Plantwide Fire Protection and Alarm System;
6. Fermenter Modification Study.

FY23 - Construction:

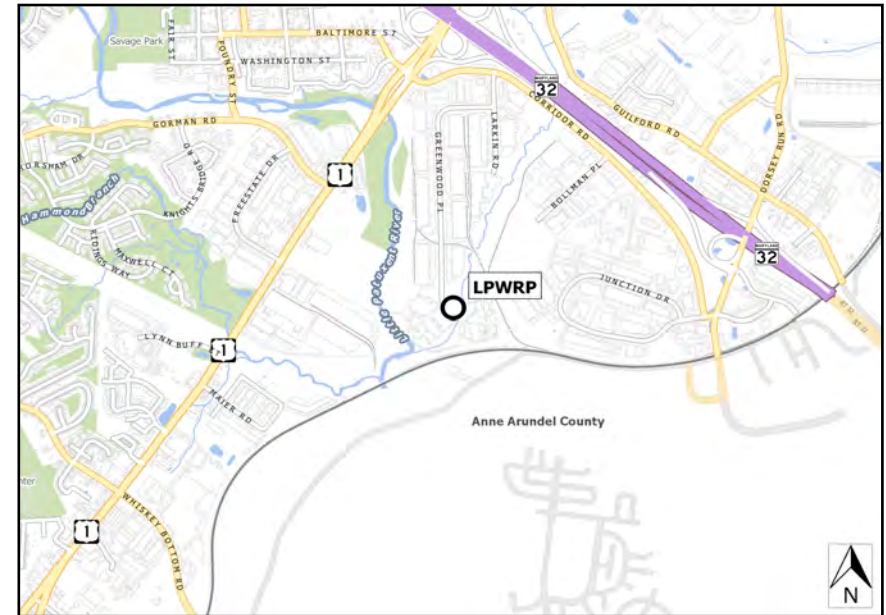
1. Eyewash Station Improvements;
2. Denitrification Filters 1,2,3,6,7 Air Header Replacement;
3. Electrical Substation PS-3 Replacement;
4. Misc. SCADA Automation Improvements;
5. Site Security Improvements;
6. Misc. Yard and Process Piping Repairs;
7. Misc. Major Equipment Rehab|Replacement.

FY24-FY32 - Performance of programmed LPWRP maintenance, renewal or augmentation projects.

### Operating Budget Impact

Reduction in the number, frequency and cost of emergency repairs - which are estimated to be in excess of \$150,000 annually.

FY2023 Bonds - Annual Debt Service Payment	400,862
FY2023 Bonds - 20-Year Total Debt Service Payment	8,017,249
Total Project Bonds - Annual Debt Service Payment	5,022,234
Total Project Bonds - 20-Year Total Debt Service Payment	100,444,682



### Explanation of Changes

Prior budget request amended to meet revised estimated project costs and schedule.

# Fiscal 2023 Capital Budget

# SEWER PROJECTS

## Project: S6602 - FY2021 LPWRP CAPITAL REPAIRS and UPGRADES

(In Thousands)	Five Year Capital Program									Master Plan				
	Prior Appr.	FY2023 Budget	Appr. Total	Fiscal 2024	Fiscal 2025	Fiscal 2026	Fiscal 2027	Fiscal 2028	Sub Total	Fiscal 2029	Fiscal 2030	Fiscal 2031	Fiscal 2032	Total Project
PLANS & ENGINEERING	1,000	670	1,670	680	700	720	750	770	3,620	800	820	850	880	8,640
LAND ACQUISITION	0	0	0	0	0	0	0	0	0	0	0	0	0	0
CONSTRUCTION	4,500	4,500	9,000	4,650	4,790	4,940	5,080	5,240	24,700	5,390	5,560	5,720	5,890	56,260
ADMINISTRATION	75	80	155	80	80	80	80	80	400	80	80	80	80	875
<b>Total Expenditures</b>	<b>5,575</b>	<b>5,250</b>	<b>10,825</b>	<b>5,410</b>	<b>5,570</b>	<b>5,740</b>	<b>5,910</b>	<b>6,090</b>	<b>28,720</b>	<b>6,270</b>	<b>6,460</b>	<b>6,650</b>	<b>6,850</b>	<b>65,775</b>
METRO DISTRICT BOND	5,575	5,250	10,825	5,410	5,570	5,740	5,910	6,090	28,720	6,270	6,460	6,650	6,850	65,775
<b>Total Funding</b>	<b>5,575</b>	<b>5,250</b>	<b>10,825</b>	<b>5,410</b>	<b>5,570</b>	<b>5,740</b>	<b>5,910</b>	<b>6,090</b>	<b>28,720</b>	<b>6,270</b>	<b>6,460</b>	<b>6,650</b>	<b>6,850</b>	<b>65,775</b>

**\$1,177,432 spent and encumbered through February 2022**

**\$0 spent and encumbered through February 2021**

### Project Status

Completed FY21 and prior: Facility Plan Phase 1.

FY22 Construction: 1. Motor Control Center MCC-5 Replacement.

FY22 Engineering: 1. Facility Plan Phase 2: 2. Replacement of Electrical Substations PS-3 and PS-4 and Motor Control Centers MCC -11 and MCC-12;3.

Comprehensive Asset Data Updates and Tag Assignment; 4. Grit Facility and MCC-14 Replacements; 5. UV Treatment System Rehabilitation Study.

FY 2022 Budget	5,575	5,000	<b>10,575</b>	5,140	5,290	5,450	5,610	5,770	<b>27,260</b>	5,940	6,110	6,290		<b>56,175</b>
Difference 2022 / 2023	0	250	<b>250</b>	270	280	290	300	320	<b>1,460</b>	330	350	360	6,850	<b>9,600</b>

Prior budget request amended to meet revised estimated project costs and schedule.

## Project: S6698-ROUTINE SEWER EXTENSION PROGRAM

### Description

A project to design and construct routine sewer main extensions in the Metropolitan District requested by landowners.

1. To serve parcels with existing dwellings and existing dwelling in recorded residential subdivisions where sewer mains have not been constructed.
2. To serve existing dwellings or businesses on failing private systems as identified by the County Health Department.
3. The routine extensions must also meet the following criteria:
  - a. A written request has been made by a property owner who is without a sewer main fronting their property.
  - b. Properties to be served must abut a County or State road.
  - c. The extension is less than 1,000 feet.
  - d. The extension is a gravity sewer main and continues a gravity sewer system currently in service within the sewer shed.
  - e. Acquisition of utility easements are not required.
  - f. Capacity is available per section 18.122B of the County Code.
  - g. The extension is supported by at least 50% of the abutting property owners.

### Justification

This project will provide service in a shorter time frame for small extensions.

### Remarks

1. See Capital Project W8698 for Routine Water Main Extension program.
2. Request represents advancement of funds in the capital program.

### Project Schedule

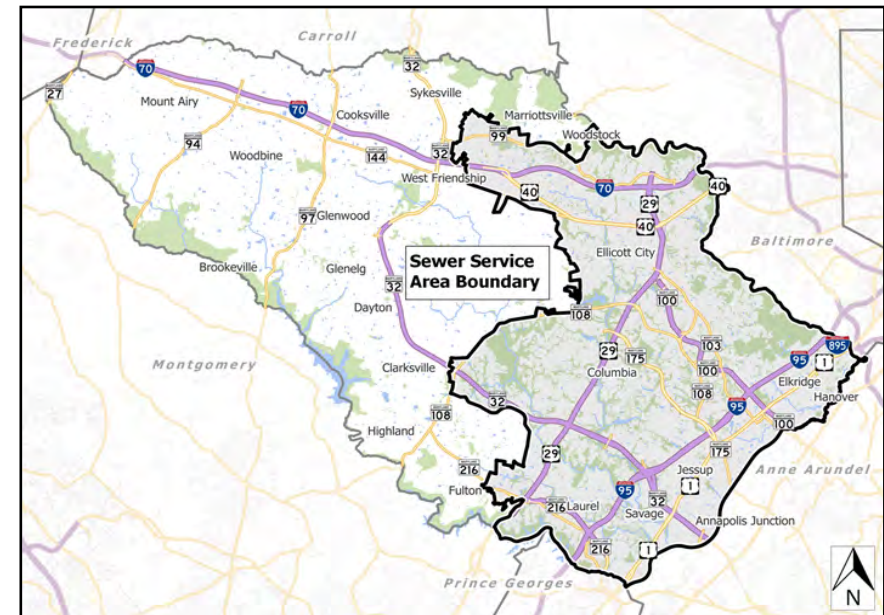
Ongoing program

FY23- Program eligible Metropolitan District sewer extension request as received.

### Operating Budget Impact

\$2.15 per foot per year represents the estimated cost of maintenance of the sewer main (small diameter), manholes and easements over the utility.

FY2023 Bonds - Annual Debt Service Payment	47,722
FY2023 Bonds - 20-Year Total Debt Service Payment	954,434
Total Project Bonds - Annual Debt Service Payment	610,838
Total Project Bonds - 20-Year Total Debt Service Payment	12,216,761



# Fiscal 2023 Capital Budget

# SEWER PROJECTS

## Project: S6698-ROUTINE SEWER EXTENSION PROGRAM

(In Thousands)	Five Year Capital Program									Master Plan				
	Prior Appr.	FY2023 Budget	Appr. Total	Fiscal 2024	Fiscal 2025	Fiscal 2026	Fiscal 2027	Fiscal 2028	Sub Total	Fiscal 2029	Fiscal 2030	Fiscal 2031	Fiscal 2032	Total Project
PLANS & ENGINEERING	934	100	1,034	100	100	100	0	0	300	0	0	0	0	1,334
LAND ACQUISITION	0	0	0	0	0	0	0	0	0	0	0	0	0	0
CONSTRUCTION	4,445	500	4,945	500	500	500	0	0	1,500	0	0	0	0	6,445
ADMINISTRATION	121	25	146	25	25	25	0	0	75	0	0	0	0	221
EQUIPMENT & FURNISHINGS	0	0	0	0	0	0	0	0	0	0	0	0	0	0
<b>Total Expenditures</b>	<b>5,500</b>	<b>625</b>	<b>6,125</b>	<b>625</b>	<b>625</b>	<b>625</b>	<b>0</b>	<b>0</b>	<b>1,875</b>	<b>0</b>	<b>0</b>	<b>0</b>	<b>0</b>	<b>8,000</b>
METRO DISTRICT BOND	5,500	625	6,125	625	625	625	0	0	1,875	0	0	0	0	8,000
<b>Total Funding</b>	<b>5,500</b>	<b>625</b>	<b>6,125</b>	<b>625</b>	<b>625</b>	<b>625</b>	<b>0</b>	<b>0</b>	<b>1,875</b>	<b>0</b>	<b>0</b>	<b>0</b>	<b>0</b>	<b>8,000</b>

**\$3,757,787 spent and encumbered through February 2022**

**\$3,757,649 spent and encumbered through February 2021**

### Project Status

Projects completed FY21 and prior: 1. Sunset Farm Road Sewer Extension; 2. Warwick Way Sewer Extension; 3. Old Frederick Road Sewer Extension; 4. Longview Road Sewer Extension; 5. Sylvan Lane Sewer Extension; 6. Boones Lane Sewer Extension; 7. Eliots Oak Road Sewer Extension; 8. MD216 at All Saints Road Sewer Extension; 9. Judy Lane Sewer Extension; 10. Millers Way Drive Sewer Extension; 11. Upton Road Sewer Extension; 12. US40 Water and Sewer Extension; 13. Whiskey Bottom Road Sewer Extension; 14. Guilford Road Sewer Extension; 15. Trotter Road Sewer Extension; 16. Ten Mills Road Sewer Extension; 17. Hunting Lane Routine Sewer Extension; 18. Cedar Lane Routine Sewer Extension; 19. Harding Road Sewer Extension. 20. Boones Lane Routine Sewer Extension  
 Projects completed: FY22: Whiskey Bottom Road @ Stevens Road.

FY 2022 Budget	5,500	625	<b>6,125</b>	625	625	625	0	0	<b>1,875</b>	0	0	0		<b>8,000</b>
Difference 2022 / 2023	0	0	<b>0</b>	0	0	0	0	0	<b>0</b>	0	0	0	0	<b>0</b>



## Project: S6699-ON SITE SEPTIC SYSTEM CONVERSION PROGRAM

### Description

A project for the study, design and implementation of converting properties within the water and sewer Planned Service Area that are currently on private on-site septic systems to public sewer service.

### Justification

Properties within the planned service area on private septic systems often produce a greater nutrient loading on the environment than waste treated at the County's water reclamation facilities. By providing improved properties access to public sewerage facilities, the County will be able to lower the overall nutrient impact on the County's watersheds.

### Remarks

1. The project was brought before the Public Works Board on April 9, 2013.
2. The project will provide construction of the necessary infrastructure to allow properties to connect to the public sewer system.
3. Properties must be within the Planned Service Area and Metropolitan District prior to connection to the public sewer system.
4. GRANT represents anticipated Chesapeake Bay Trust funding for development of OSDS tracking and conversion priority tools.
5. OTHER SOURCES represents nutrient reduction fees collected thru development agreements.

### Project Schedule

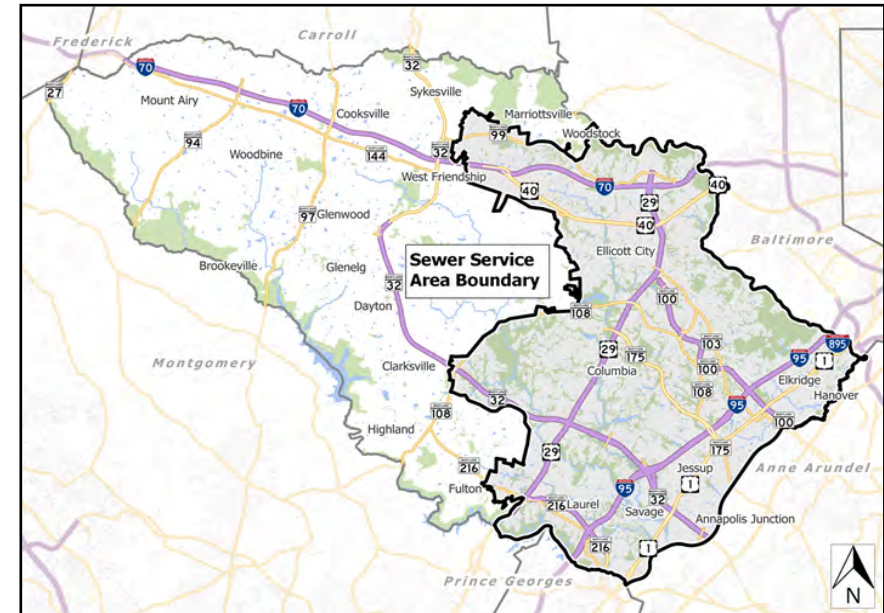
Ongoing program

FY23 – Identification and engineering of priority sewer extensions using new OSDS location data and tools.

### Operating Budget Impact

The annual cost of operation and maintenance is \$10,000.

FY2023 Bonds - Annual Debt Service Payment	0
FY2023 Bonds - 20-Year Total Debt Service Payment	0
Total Project Bonds - Annual Debt Service Payment	1,063,240
Total Project Bonds - 20-Year Total Debt Service Payment	21,264,800



### Explanation of Changes

Prior budget request amended to meet revised estimated project cost and schedule. Other Sources funding are collection fees received from Developer Agreements.



# Fiscal 2023 Capital Budget

# SEWER PROJECTS

## Project: S6699-ON SITE SEPTIC SYSTEM CONVERSION PROGRAM

(In Thousands)	Five Year Capital Program									Master Plan				
	Prior Appr.	FY2023 Budget	Appr. Total	Fiscal 2024	Fiscal 2025	Fiscal 2026	Fiscal 2027	Fiscal 2028	Sub Total	Fiscal 2029	Fiscal 2030	Fiscal 2031	Fiscal 2032	Total Project
PLANS & ENGINEERING	1,575	0	1,575	500	500	425	0	0	1,425	0	0	0	0	3,000
LAND ACQUISITION	580	0	580	290	290	290	0	0	870	0	0	0	0	1,450
CONSTRUCTION	5,400	0	5,400	1,200	2,200	2,200	0	0	5,600	0	0	0	0	11,000
ADMINISTRATION	20	0	20	10	10	10	0	0	30	0	0	0	0	50
<b>Total Expenditures</b>	<b>7,575</b>	<b>0</b>	<b>7,575</b>	<b>2,000</b>	<b>3,000</b>	<b>2,925</b>	<b>0</b>	<b>0</b>	<b>7,925</b>	<b>0</b>	<b>0</b>	<b>0</b>	<b>0</b>	<b>15,500</b>
GRANTS	75	0	75	0	0	0	0	0	0	0	0	0	0	75
METRO DISTRICT BOND	6,000	0	6,000	2,000	3,000	2,925	0	0	7,925	0	0	0	0	13,925
OTHER SOURCES	1,500	0	1,500	0	0	0	0	0	0	0	0	0	0	1,500
<b>Total Funding</b>	<b>7,575</b>	<b>0</b>	<b>7,575</b>	<b>2,000</b>	<b>3,000</b>	<b>2,925</b>	<b>0</b>	<b>0</b>	<b>7,925</b>	<b>0</b>	<b>0</b>	<b>0</b>	<b>0</b>	<b>15,500</b>

**\$1,706,590 spent and encumbered through February 2022**

**\$1,632,937 spent and encumbered through February 2021**

### Project Status

1. Completed FY21 and prior: Study to select and prioritize program awareness; Gorman Road sewer extension; Woodleigh Drive Sewer Extension; Old Mill Road Sewer Extension; Old Frederick Road Sewer Extension.

2. Completed FY22: Completion of new OSDS location data; Survey of Septic System Owners within the Planned Service Area..

FY 2022 Budget	7,575	2,000	<b>9,575</b>	3,000	2,925	0	0	0	<b>5,925</b>	0	0	0		<b>15,500</b>
Difference 2022 / 2023	0	(2,000)	<b>(2,000)</b>	(1,000)	75	2,925	0	0	<b>2,000</b>	0	0	0	0	<b>0</b>

Prior budget request amended to meet revised estimated project cost and schedule.

## Project: S6711-FY2011 DEVELOPER INSPECTION PROGRAM

### Description

A project to provide engineering or administrative services, computer management, asset management, inspection, testing, staff training, supplies, tools, equipment and vehicles necessary for site inspections for the implementation of developer projects to make additions to the public water and sewer systems. All projects undertaken with this authority are primarily funded by private funds received from developers requesting such additions to the public system.

### Justification

This project is necessary to provide an appropriation for engineering and inspection services. The services are necessary for determining the acceptability of developer work into the County system.

### Remarks

1. Utility cash is used as an additional revenue source to meet project goals and to assure water and sewer system resiliency and reliability.
2. Inspection and protection of DPW's water and sewer mains and Miss Utility conflict resolution when Utility Companies develop in the County right-of-way.

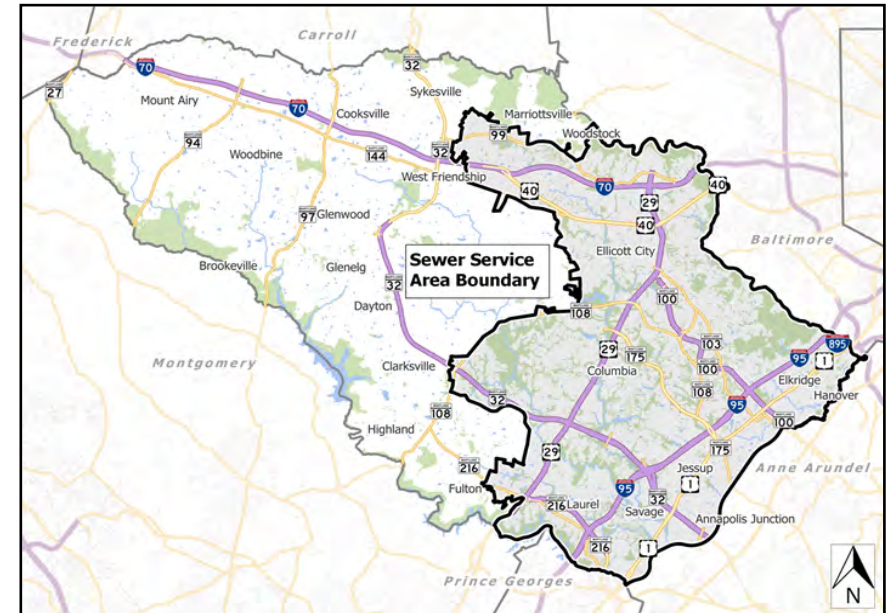
### Project Schedule

Ongoing program

### Operating Budget Impact

No Operating Impact

FY2023 Bonds - Annual Debt Service Payment	0
FY2023 Bonds - 20-Year Total Debt Service Payment	0
Total Project Bonds - Annual Debt Service Payment	0
Total Project Bonds - 20-Year Total Debt Service Payment	0



### Explanation of Changes

None.

# Fiscal 2023 Capital Budget

# SEWER PROJECTS

## Project: S6711-FY2011 DEVELOPER INSPECTION PROGRAM

(In Thousands)	Five Year Capital Program									Master Plan				
	Prior Appr.	FY2023 Budget	Appr. Total	Fiscal 2024	Fiscal 2025	Fiscal 2026	Fiscal 2027	Fiscal 2028	Sub Total	Fiscal 2029	Fiscal 2030	Fiscal 2031	Fiscal 2032	Total Project
PLANS & ENGINEERING	0	0	0	0	0	0	0	0	0	0	0	0	0	0
CONSTRUCTION	11,250	0	11,250	2,000	0	2,000	0	0	4,000	0	0	0	0	15,250
ADMINISTRATION	0	0	0	0	0	0	0	0	0	0	0	0	0	0
EQUIPMENT & FURNISHINGS	0	0	0	0	0	0	0	0	0	0	0	0	0	0
<b>Total Expenditures</b>	<b>11,250</b>	<b>0</b>	<b>11,250</b>	<b>2,000</b>	<b>0</b>	<b>2,000</b>	<b>0</b>	<b>0</b>	<b>4,000</b>	<b>0</b>	<b>0</b>	<b>0</b>	<b>0</b>	<b>15,250</b>
UTILITY CASH	5,100	0	5,100	1,000	0	1,000	0	0	2,000	0	0	0	0	7,100
DEVELOPER CONTRIBUTION	6,150	0	6,150	1,000	0	1,000	0	0	2,000	0	0	0	0	8,150
<b>Total Funding</b>	<b>11,250</b>	<b>0</b>	<b>11,250</b>	<b>2,000</b>	<b>0</b>	<b>2,000</b>	<b>0</b>	<b>0</b>	<b>4,000</b>	<b>0</b>	<b>0</b>	<b>0</b>	<b>0</b>	<b>15,250</b>

**\$6,363,607 spent and encumbered through February 2022**

**\$6,034,151 spent and encumbered through February 2021**

**Project Status : N|A**

FY 2022 Budget	11,250	0	<b>11,250</b>	2,000	0	2,000	0	0	<b>4,000</b>	0	0	0		<b>15,250</b>
Difference 2022 / 2023	0	0	<b>0</b>	0	0	0	0	0	<b>0</b>	0	0	0	0	<b>0</b>

None.

## Project: S6950-DEVELOPER CONSTRUCTED HOUSE CONNECTIONS

### Description

A program for the reimbursement to developers for construction of water and sewer house connections to existing lots outside of their subdivision.

### Justification

A developer may be asked to provide water and/or sewer house connections to existing lots which are not part of the developer's subdivision. This capital project will allow reimbursement to developers for installation of water and sewer house connections outside of their subdivision.

### Remarks

The installation of water and/or sewer house connections during construction of the mains is more cost effective and will prevent future traffic disruption, excavation and road repair required if these connections were constructed at a later date.

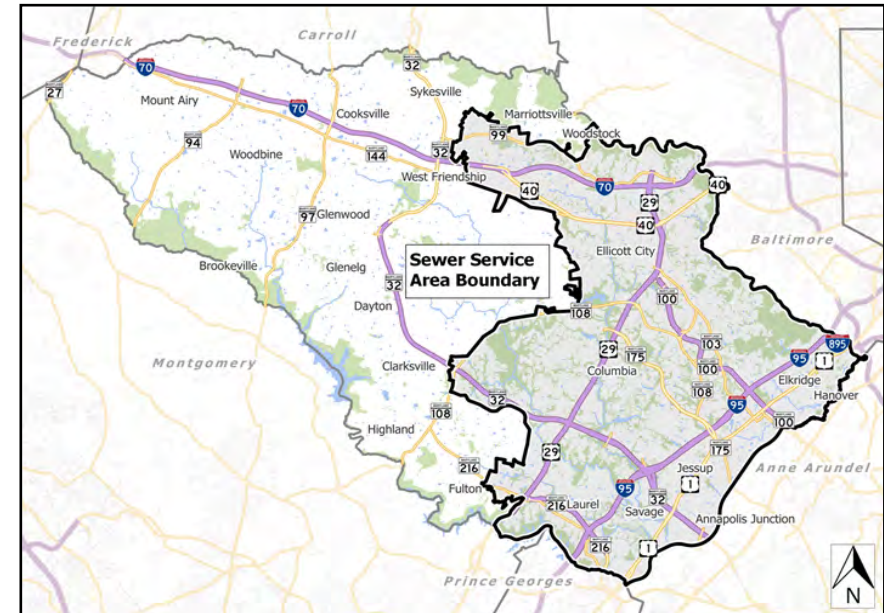
### Project Schedule

Ongoing program

### Operating Budget Impact

No impact on Operating Budget

FY2023 Bonds - Annual Debt Service Payment	0
FY2023 Bonds - 20-Year Total Debt Service Payment	0
Total Project Bonds - Annual Debt Service Payment	0
Total Project Bonds - 20-Year Total Debt Service Payment	0



### Explanation of Changes

None.

# Fiscal 2023 Capital Budget

# SEWER PROJECTS

## Project: S6950-DEVELOPER CONSTRUCTED HOUSE CONNECTIONS

(In Thousands)	Five Year Capital Program										Master Plan			
	Prior Appr.	FY2023 Budget	Appr. Total	Fiscal 2024	Fiscal 2025	Fiscal 2026	Fiscal 2027	Fiscal 2028	Sub Total	Fiscal 2029	Fiscal 2030	Fiscal 2031	Fiscal 2032	Total Project
CONSTRUCTION	180	0	180	0	0	0	0	0	0	0	0	0	0	180
<b>Total Expenditures</b>	<b>180</b>	<b>0</b>	<b>180</b>	<b>0</b>	<b>0</b>	<b>0</b>	<b>0</b>	<b>0</b>	<b>0</b>	<b>0</b>	<b>0</b>	<b>0</b>	<b>0</b>	<b>180</b>
UTILITY CASH	180	0	180	0	0	0	0	0	0	0	0	0	0	180
<b>Total Funding</b>	<b>180</b>	<b>0</b>	<b>180</b>	<b>0</b>	<b>0</b>	<b>0</b>	<b>0</b>	<b>0</b>	<b>0</b>	<b>0</b>	<b>0</b>	<b>0</b>	<b>0</b>	<b>180</b>

**\$61,364 spent and encumbered through February 2022**

**\$61,364 spent and encumbered through February 2021**

### Project Status

Completed FY21 and prior: 1. Wake Forest Road and Tulane Drive (Clarks Glen North Development); 2. Trotter Road (Trotter Crossing Development); 3. Linwood Center Sewer (SHC to Church Road Resident).

Completed FY22: N/A

FY 2022 Budget	180	0	<b>180</b>	0	0	0	0	0	<b>0</b>	0	0	0		<b>180</b>
Difference 2022 / 2023	0	0	<b>0</b>	0	0	0	0	0	<b>0</b>	0	0	0	0	<b>0</b>

None.

## Project: S6960-FY2015 DEVELOPER CONSTRUCTED MAJOR FACILITIES

### Description

A project to reimburse developers for construction of major water and sewer facilities as shown on the approved Howard County Master Plan for Water and Sewerage.

### Justification

The Howard County Master Plan for Water and Sewerage allows for the systematic extension of the public water and sewer system to serve those properties within the water and sewer Planned Service Area and Metropolitan District. Existing and proposed major facilities such as transmission mains, pumping stations, elevated water storage facilities, major collector sewers and interceptor sewers are shown and noted in the master plan. Major facilities are intended to serve as the backbone of the public water and sewer system and to allow for the systematic extension of public water and sewer services. The construction of major facilities is normally undertaken by the County through capital projects. When a developer or land owner wishes to advance construction of a major facility that is required to serve an area of the County, the County will consider reimbursing the developer for the cost of construction of the major facility through this capital project.

### Remarks

1. Reimbursements through this Capital Project will require the execution of a major facilities agreement between the developer and the County.
2. Reimbursement will include only the actual construction cost of the major facility.

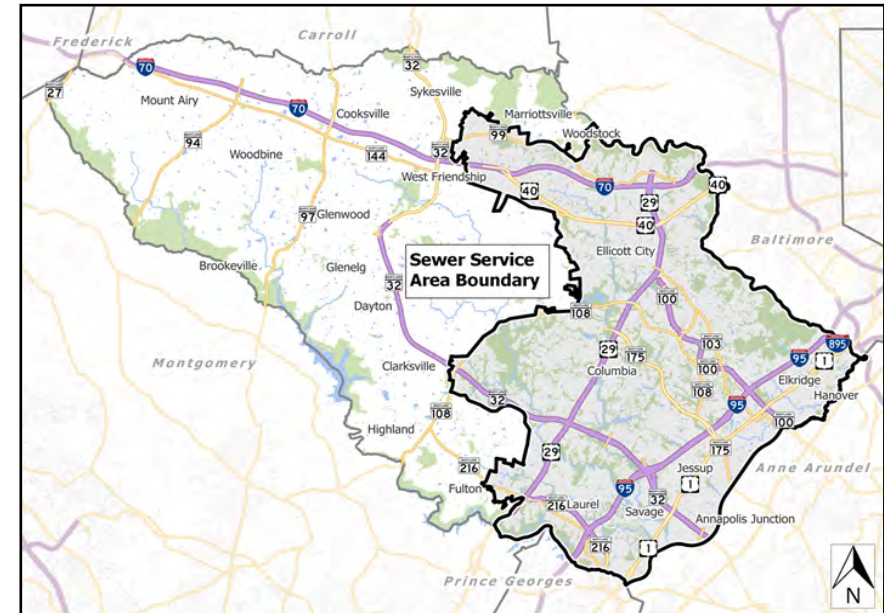
### Project Schedule

Ongoing program

### Operating Budget Impact

No impact on Operating Budget

FY2023 Bonds - Annual Debt Service Payment	0
FY2023 Bonds - 20-Year Total Debt Service Payment	0
Total Project Bonds - Annual Debt Service Payment	0
Total Project Bonds - 20-Year Total Debt Service Payment	0



### Explanation of Changes

None.

# Fiscal 2023 Capital Budget

# SEWER PROJECTS

## Project: S6960-FY2015 DEVELOPER CONSTRUCTED MAJOR FACILITIES

(In Thousands)	Five Year Capital Program										Master Plan			
	Prior Appr.	FY2023 Budget	Appr. Total	Fiscal 2024	Fiscal 2025	Fiscal 2026	Fiscal 2027	Fiscal 2028	Sub Total	Fiscal 2029	Fiscal 2030	Fiscal 2031	Fiscal 2032	Total Project
CONSTRUCTION	3,000	0	3,000	0	0	0	0	0	0	0	0	0	0	3,000
<b>Total Expenditures</b>	<b>3,000</b>	<b>0</b>	<b>3,000</b>	<b>0</b>	<b>0</b>	<b>0</b>	<b>0</b>	<b>0</b>	<b>0</b>	<b>0</b>	<b>0</b>	<b>0</b>	<b>0</b>	<b>3,000</b>
UTILITY CASH	3,000	0	3,000	0	0	0	0	0	0	0	0	0	0	3,000
<b>Total Funding</b>	<b>3,000</b>	<b>0</b>	<b>3,000</b>	<b>0</b>	<b>0</b>	<b>0</b>	<b>0</b>	<b>0</b>	<b>0</b>	<b>0</b>	<b>0</b>	<b>0</b>	<b>0</b>	<b>3,000</b>

**\$0 spent and encumbered through February 2022**

**\$0 spent and encumbered through February 2021**

**Project Status : N|A**

FY 2022 Budget	3,000	0	<b>3,000</b>	0	0	0	0	0	<b>0</b>	0	0	0		<b>3,000</b>
Difference 2022 / 2023	0	0	<b>0</b>	0	0	0	0	0	<b>0</b>	0	0	0	0	<b>0</b>

None.





**Howard County, MD**  
**FY 2023 Executive Proposed Capital Budget**  
**TRAFFIC PROJECTS**

Project Information	Funding Source	Prior Approp.	FY 2023	Total	FY 2024	FY 2025	FY 2026	FY 2027	FY 2028	Total
<b>T7088-FY2001 SCHOOL CROSSWALK IMPROVEMENTS</b>	B	493	50	543	50	50	50	50	50	793
This project is for the installation or modification of crosswalks, raised crosswalks, chokers, sidewalks, raised shoulders, signs, signals and/or other roadway retrofits to provide for an enhanced walking route for school children.	O	400	0	400	0	0	0	0	0	400
	P	100	0	100	0	0	0	0	0	100
	X	150	0	150	0	0	0	0	0	150
	<b>Total</b>	<b>1,143</b>	<b>50</b>	<b>1,193</b>	<b>50</b>	<b>50</b>	<b>50</b>	<b>50</b>	<b>50</b>	<b>1,443</b>
<b>T7089-FY2005 RESIDENTIAL TRAFFIC CALMING</b>	B	250	0	250	0	0	0	0	0	250
A project to construct geometric roadway changes to reduce traffic speeding in residential areas.	O	325	0	325	0	0	0	0	0	325
	P	985	0	985	0	0	0	0	0	985
	<b>Total</b>	<b>1,560</b>	<b>0</b>	<b>1,560</b>	<b>0</b>	<b>0</b>	<b>0</b>	<b>0</b>	<b>0</b>	<b>1,560</b>
<b>T7094-FY2007 STREET LIGHTING PROGRAM</b>	B	1,065	200	1,265	200	200	200	200	200	2,265
This project is for the installation of new street lights in existing communities and commercial/industrial areas.	O	160	0	160	20	20	20	20	20	260
	P	1,640	0	1,640	0	0	0	0	0	1,640
	X	200	0	200	0	0	0	0	0	200
	<b>Total</b>	<b>3,065</b>	<b>200</b>	<b>3,265</b>	<b>220</b>	<b>220</b>	<b>220</b>	<b>220</b>	<b>220</b>	<b>4,365</b>
<b>T7101-FY2008 STATE COUNTY SHARED INTERSECTIONS</b>	D	200	0	200	0	0	0	0	0	200
A project for the design, review and construction funding of geometric and traffic control modifications at various intersections of State/State and State/County roads.	E	600	0	600	0	0	0	0	0	600
	X	800	0	800	0	0	0	0	0	800
	<b>Total</b>	<b>1,600</b>	<b>0</b>	<b>1,600</b>	<b>0</b>	<b>0</b>	<b>0</b>	<b>0</b>	<b>0</b>	<b>1,600</b>
<b>T7102-FY2008 STREET SIGN PROGRAM</b>	B	240	0	240	0	0	0	0	0	240
A project to provide street sign services and related line striping that are included in the implementation of developer projects that expand the County road network of public roads and upgrade signing and striping projects along existing County roads.	D	600	0	600	30	30	30	30	30	750
	P	120	0	120	0	0	0	0	0	120
	<b>Total</b>	<b>960</b>	<b>0</b>	<b>960</b>	<b>30</b>	<b>30</b>	<b>30</b>	<b>30</b>	<b>30</b>	<b>1,110</b>

**Howard County, MD**  
**FY 2023 Executive Proposed Capital Budget**  
**TRAFFIC PROJECTS**

Project Information	Funding Source	Prior Approp.	FY 2023	Total	FY 2024	FY 2025	FY 2026	FY 2027	FY 2028	Total
<b>T7103-FY2009 STATE COUNTY SHARED TRAFFIC CONTROL</b> A project for design, review and construction funding of traffic control at various intersections of State and County roads.	B	950	0	950	0	0	0	0	0	950
	D	50	0	50	0	0	0	0	0	50
	<b>Total</b>	<b>1,000</b>	<b>0</b>	<b>1,000</b>	<b>0</b>	<b>0</b>	<b>0</b>	<b>0</b>	<b>0</b>	<b>0</b>
<b>T7104-FY2009 DEVELOPER COUNTY SIGNALS</b> A project to facilitate the design, construction, and modification of traffic signals and appurtenances at various new development locations where warranted.	B	250	0	250	0	0	0	0	0	250
	D	1,450	0	1,450	0	0	0	0	0	1,450
	<b>Total</b>	<b>1,700</b>	<b>0</b>	<b>1,700</b>	<b>0</b>	<b>0</b>	<b>0</b>	<b>0</b>	<b>0</b>	<b>0</b>
<b>T7105-FY2011 SIGNALIZATION PROGRAM</b> A project for the design and construction of various traffic signals when the MUTCD Warrants are met; also includes the modification and modernization of existing traffic signals.	B	4,000	1,650	5,650	1,550	1,750	1,950	1,950	1,000	13,850
	X	900	0	900	0	0	0	0	0	900
	<b>Total</b>	<b>4,900</b>	<b>1,650</b>	<b>6,550</b>	<b>1,550</b>	<b>1,750</b>	<b>1,950</b>	<b>1,950</b>	<b>1,000</b>	<b>14,750</b>
<b>T7106-INTERSECTION OR CORRIDOR SAFETY IMPROVEMENT PROGRAM</b> This project is for the study, design and construction of geometric and pedestrian modifications to improve the safety or increase capacity at various intersections.	B	3,200	200	3,400	500	500	500	500	500	5,900
	D	240	0	240	0	0	0	0	0	240
	O	0	0	0	0	0	0	0	0	0
	P	0	0	0	50	50	50	50	50	250
	X	650	0	650	0	0	0	0	0	650
	<b>Total</b>	<b>4,090</b>	<b>200</b>	<b>4,290</b>	<b>550</b>	<b>550</b>	<b>550</b>	<b>550</b>	<b>550</b>	<b>550</b>
<b>T7107-FY2014 DOWNTOWN COLUMBIA PATUXENT BRANCH TRAIL EXTENSION</b> A project connecting Downtown Columbia at Lake Kittamaquundi and extending to the existing Patuxent Branch Trail.	B	945	0	945	1,000	0	0	0	0	1,945
	D	50	0	50	0	0	0	0	0	50
	G	180	0	180	4,000	0	0	0	0	4,180
	P	0	150	150	0	0	0	0	0	150
	<b>Total</b>	<b>1,175</b>	<b>150</b>	<b>1,325</b>	<b>5,000</b>	<b>0</b>	<b>0</b>	<b>0</b>	<b>0</b>	<b>0</b>

**Howard County, MD**  
**FY 2023 Executive Proposed Capital Budget**  
**TRAFFIC PROJECTS**

Project Information	Funding Source	Prior Approp.	FY 2023	Total	FY 2024	FY 2025	FY 2026	FY 2027	FY 2028	Total
<b>T7108-FY2016 CLARKSVILLE-RIVER HILL STREETScape IMPROVEMENTS</b>	B	575	100	675	2,070	1,870	935	0	0	5,550
A project to plan, design and construct road and related improvements -- including streetscape, storm water management, pedestrian, bicycle, and public space enhancements in the Route 108 corridor.	G	600	500	1,100	0	1,600	1,600	0	0	4,300
	<b>Total</b>	<b>1,175</b>	<b>600</b>	<b>1,775</b>	<b>2,070</b>	<b>3,470</b>	<b>2,535</b>	<b>0</b>	<b>0</b>	<b>9,850</b>
<b>T7109-FY2016 DEVELOPER STREETLIGHT PROGRAM</b>	D	2,800	400	3,200	400	400	400	400	400	5,200
A project to facilitate the design, installation and modification of street lights in new developments.	E	0	0	0	0	0	0	0	25	25
	O	3,000	0	3,000	0	0	0	0	0	3,000
	P	100	25	125	25	25	25	25	0	225
	<b>Total</b>	<b>5,900</b>	<b>425</b>	<b>6,325</b>	<b>425</b>	<b>425</b>	<b>425</b>	<b>425</b>	<b>425</b>	<b>8,450</b>
<b>TRAFFIC PROJECTS Total</b>		<b>28,268</b>	<b>3,275</b>	<b>31,543</b>	<b>9,895</b>	<b>6,495</b>	<b>5,760</b>	<b>3,225</b>	<b>2,275</b>	<b>59,193</b>

**Howard County, MD**  
**FY 2023 Executive Proposed Capital Budget (\$000)**  
**TRAFFIC PROJECTS**

	<b>Revenue Source</b>	<b>Prior Total</b>	<b>Current FY</b>	<b>Appropriation Total</b>
B	BONDS	11,968	2,200	14,168
D	DEVELOPER CONTRIBUTION	5,390	400	5,790
E	EXCISE TAX	600	0	600
X	EXCISE TAX BACKED BONDS	2,700	0	2,700
G	GRANTS	780	500	1,280
O	OTHER SOURCES	3,885	0	3,885
P	PAY AS YOU GO	2,945	175	3,120
<b>Total</b>		<b>28,268</b>	<b>3,275</b>	<b>31,543</b>

**Howard County, MD**  
**FY 2023 Executive Proposed 5 Year Capital Budget Project Type Summary**  
**TRAFFIC PROJECTS**

<b>Revenue Source</b>	<b>Prior Approp</b>	<b>Current FY</b>	<b>2024</b>	<b>2025</b>	<b>2026</b>	<b>2027</b>	<b>2028</b>	<b>Total</b>
B BONDS	11,968	2,200	5,370	4,370	3,635	2,700	1,750	31,993
D DEVELOPER CONTRIBUTION	5,390	400	430	430	430	430	430	7,940
E EXCISE TAX	600	0	0	0	0	0	25	625
G GRANTS	780	500	4,000	1,600	1,600	0	0	8,480
O OTHER SOURCES	3,885	0	20	20	20	20	20	3,985
P PAY AS YOU GO	2,945	175	75	75	75	75	50	3,470
X EXCISE TAX BACKED BONDS	2,700	0	0	0	0	0	0	2,700
<b>Total</b>	<b>28,268</b>	<b>3,275</b>	<b>9,895</b>	<b>6,495</b>	<b>5,760</b>	<b>3,225</b>	<b>2,275</b>	<b>59,193</b>

# Fiscal 2023 Capital Budget

# TRAFFIC PROJECTS

## Project: T7088-FY2001 SCHOOL CROSSWALK IMPROVEMENTS

### Description

This project is for the installation or modification of crosswalks, raised crosswalks, chokers, sidewalks, raised shoulders, signs, signals and/or other roadway retrofits to provide for an enhanced walking route for school children.

### Justification

Installation of these devices improves safety for children walking to and from school. Outdated or malfunctioning equipment will need replacement to provide a desired level of performance. Other recreational and pedestrian transportation benefits can be gained by their installation.

### Remarks

1. This project will not proceed until the School System endorses specific locations.
2. OTHER revenues are from speed automation enforcement.
3. Grant funding from Safe Routes To Schools (SRTS)

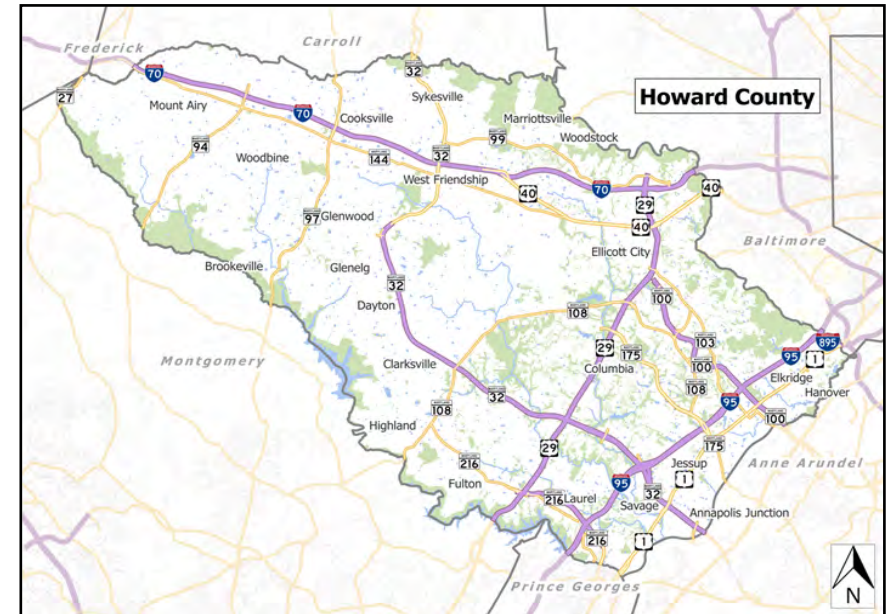
### Project Schedule

Program

### Operating Budget Impact

No Operating Impact

FY2023 Bonds - Annual Debt Service Payment	3,818
FY2023 Bonds - 20-Year Total Debt Service Payment	76,355
Total Project Bonds - Annual Debt Service Payment	87,273
Total Project Bonds - 20-Year Total Debt Service Payment	1,745,470



# Fiscal 2023 Capital Budget

# TRAFFIC PROJECTS

## Project: T7088-FY2001 SCHOOL CROSSWALK IMPROVEMENTS

(In Thousands)	Five Year Capital Program										Master Plan			
	Prior Appr.	FY2023 Budget	Appr. Total	Fiscal 2024	Fiscal 2025	Fiscal 2026	Fiscal 2027	Fiscal 2028	Sub Total	Fiscal 2029	Fiscal 2030	Fiscal 2031	Fiscal 2032	Total Project
PLANS & ENGINEERING	50	0	50	0	0	0	0	0	0	0	0	0	0	50
CONSTRUCTION	493	50	543	50	50	50	50	50	250	50	50	50	50	993
ADMINISTRATION	0	0	0	0	0	0	0	0	0	0	0	0	0	0
EQUIPMENT & FURNISHINGS	600	0	600	0	0	0	0	0	0	0	0	0	0	600
<b>Total Expenditures</b>	<b>1,143</b>	<b>50</b>	<b>1,193</b>	<b>50</b>	<b>50</b>	<b>50</b>	<b>50</b>	<b>50</b>	<b>250</b>	<b>50</b>	<b>50</b>	<b>50</b>	<b>50</b>	<b>1,643</b>
BONDS	493	50	543	50	50	50	50	50	250	50	50	50	50	993
OTHER SOURCES	400	0	400	0	0	0	0	0	0	0	0	0	0	400
PAY AS YOU GO	100	0	100	0	0	0	0	0	0	0	0	0	0	100
EXCISE TAX BACKED BONDS	150	0	150	0	0	0	0	0	0	0	0	0	0	150
<b>Total Funding</b>	<b>1,143</b>	<b>50</b>	<b>1,193</b>	<b>50</b>	<b>50</b>	<b>50</b>	<b>50</b>	<b>50</b>	<b>250</b>	<b>50</b>	<b>50</b>	<b>50</b>	<b>50</b>	<b>1,643</b>

**\$956,455 spent and encumbered through February 2022**

**\$853,603 spent and encumbered through February 2021**

**Project Status** Projects Completed: School flasher equipment upgrade to permit programming of school closure (FY19), Breconshire Rd at White Rose (FY19), N. Laurel Rd at Laurel Woods ES, Centennial Ln at Centennial ES crossing (FY19), Ink Pen Pl at Centennial ES, Oakland Mills Rd at Old Montgomery Rd, Seneca Dr, Mayfield Ave, Snowden River Pkwy (S), Old Waterloo Rd at Deep Run ES., ADA ramps,crosswalk, sidewalk on Linden Linthicum Ln, ADA ramps at midblock crossings on Indian Summer Dr, ADA ramps and sidewalks on Gorman Rd at Skylark Blvd, Summer Sky Path, Kilimanjaro Rd at SF ES, Murray Hill Rd at Vollmerhausen Rd - pedestrian ramps and crosswalk, Freetown Rd at Fair Oaks Dr., ADA ramps & crosswalk, ADA ramps & crosswalk on Stonehouse Dr. for Hollifield ES, pedestrian refuge island on Stevens Forest Rd for SF ES, Green Mountain Cir. at Windstream Dr.- ADA ramps & crosswalks, ADA ramp on Ilchester Rd. at Wharff Ln., Overlay of pathway leading to Bryant Woods ES (FY20), ADA ramps & midblock crossing island at Vollmerhausen Rd. & Castleford Rd. (FY20). Elementary School Zone & School walking route signs upgrade for Bellows Spring, Bollman Bridge, Bryant Woods ES, Clemens Crossing ES, Atholton (FY21) ADA ramps & midblock crossing at Log Chain Rd (FY21), ADA ramps and sidewalk at Thunder Hill Rd (FY21), ADA ramps and sidewalk at Farewell Rd (FY21), ADA ramps & midblock crossing at Hale Haven Dr & Doncaster Dr (FY21); ADA ramps and crosswalk at Elberta Dr & Hale Haven Dr (FY21, School Flasher relocation for Rockbun ES (FY22) and Holifield Station ES (FY22), ADA ramps at Faulkner Ridge Circle (FY22), Signal Design only at Columbia 100 Pkwy and Center Park Dr (FY22) Projects Planned: Sidewalk ramp replacement at various school walking areas (ongoing). Elementary School Zone & School walking route signs upgrade (ongoing); Ongoing projects in coordination with HCPSS

FY 2022 Budget	1,143	50	<b>1,193</b>	50	50	50	50	0	<b>200</b>	0	0	0		<b>1,393</b>
Difference 2022 / 2023	0	0	<b>0</b>	0	0	0	0	50	<b>50</b>	50	50	50	50	<b>250</b>

## Project: T7089-FY2005 RESIDENTIAL TRAFFIC CALMING

### Description

A project to construct geometric roadway changes to reduce traffic speeding in residential areas.

### Justification

Speeding on residential local and collector roadways has generated many requests to slow traffic by geometric changes as police enforcement is only partly effective.

### Remarks

1. The installation of traffic calming devices must meet the warrants.
2. Community concurrence shall be achieved on qualified roads per County policy prior to construction or installing calming or geometric changes.
3. Speed tables and other calming devices may require community cost share.
4. Replacement|repairs of existing speed humps.
5. OTHER revenues represent Automated speed enforcement (ASE).

### Project Schedule

Program

Move speed management projects into T7106 upon depletion of T7089 funds

### Operating Budget Impact

No Operating Impact

FY2023 Bonds - Annual Debt Service Payment	0
FY2023 Bonds - 20-Year Total Debt Service Payment	0
Total Project Bonds - Annual Debt Service Payment	19,089
Total Project Bonds - 20-Year Total Debt Service Payment	381,774





# Fiscal 2023 Capital Budget

# TRAFFIC PROJECTS

## Project: T7089-FY2005 RESIDENTIAL TRAFFIC CALMING

(In Thousands)	Five Year Capital Program										Master Plan			
	Prior Appr.	FY2023 Budget	Appr. Total	Fiscal 2024	Fiscal 2025	Fiscal 2026	Fiscal 2027	Fiscal 2028	Sub Total	Fiscal 2029	Fiscal 2030	Fiscal 2031	Fiscal 2032	Total Project
CONSTRUCTION	1,560	0	1,560	0	0	0	0	0	0	0	0	0	0	1,560
ADMINISTRATION	0	0	0	0	0	0	0	0	0	0	0	0	0	0
EQUIPMENT & FURNISHINGS	0	0	0	0	0	0	0	0	0	0	0	0	0	0
<b>Total Expenditures</b>	<b>1,560</b>	<b>0</b>	<b>1,560</b>	<b>0</b>	<b>0</b>	<b>0</b>	<b>0</b>	<b>0</b>	<b>0</b>	<b>0</b>	<b>0</b>	<b>0</b>	<b>0</b>	<b>1,560</b>
BONDS	250	0	250	0	0	0	0	0	0	0	0	0	0	250
OTHER SOURCES	325	0	325	0	0	0	0	0	0	0	0	0	0	325
PAY AS YOU GO	985	0	985	0	0	0	0	0	0	0	0	0	0	985
<b>Total Funding</b>	<b>1,560</b>	<b>0</b>	<b>1,560</b>	<b>0</b>	<b>0</b>	<b>0</b>	<b>0</b>	<b>0</b>	<b>0</b>	<b>0</b>	<b>0</b>	<b>0</b>	<b>0</b>	<b>1,560</b>

**\$1,259,139 spent and encumbered through February 2022**

**\$1,184,242 spent and encumbered through February 2021**

**Project Status** Completed Projects: FY22- Birmingham Way – hump, Warwick Way – hump, Savage Guilford Road -humps, FY21 - Harmel Drive, FY18 - Farewell Dr – humps, Summer Hollow Lane – humps; FY16 - Tiller Dr - humps, Font Hill Dr ; FY15 - Tiller Dr. - humps, Wheatfield Way, N Chatham; FY14 - Rockburn Dr, Kerger Rd, Worthington Way, Thunder Hill Rd. - N of MD175, Thunder Hill Rd. - S of MD175, Brittany Dr, Majors Ln, Tamar Dr (6000-6300).

Hump Reconstruction: FY21 - Baltimore Ave., Hale Haven, Cedar Ln., Rivendell Rd., Davis Rd.; FY20 - Cedar Ln|Rivendell, Baltimore St; FY19 - Kerger Rd; FY17 - Gray Rock Dr.; FY16 - Font Hill Dr, Carrigan Dr, Culverene Rd; FY14 - Doncaster Rd.

Potential Projects: Shady Lane (no action), Stonehouse Drive|Millers Way Drive (vote stalled), Font Hill Dr (Vote Failed), Hunting Horn Dr (No Action), Roundhill Rd (No Action).

Potential Projects under Study in FY23; Old Washington Road (need TAC), Woodward Street (need TAC),

FY 2022 Budget	1,560	50	<b>1,610</b>	50	50	50	50	0	<b>200</b>	0	0	0		<b>1,810</b>
Difference 2022 / 2023	0	(50)	<b>(50)</b>	(50)	(50)	(50)	(50)	0	<b>(200)</b>	0	0	0	0	<b>(250)</b>

## Project: T7094-FY2007 STREET LIGHTING PROGRAM

### Description

This project is for the installation of new street lights in existing communities and commercial/industrial areas.

### Justification

New street lights will be provided at warranted locations based on existing guidelines and the need to increase safety along County roads. Additional targeted locations will include major intersections along minor arterial, major collector and minor collector roadways that have inadequate levels of street lighting.

### Remarks

1. Request represents installation of warranted new street lights.
2. OTHER represents community contributions and developer/contractor payments for pole relocations.

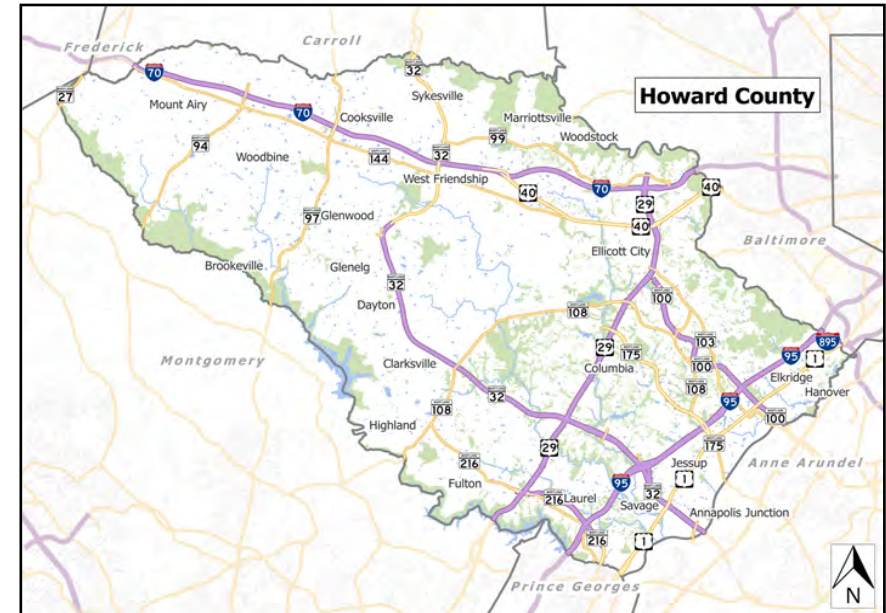
### Project Schedule

Program

### Operating Budget Impact

The Bond funding listed for this project includes both long term bond funding and the use of the master lease program as appropriate.

FY2023 Bonds - Annual Debt Service Payment	15,271
FY2023 Bonds - 20-Year Total Debt Service Payment	305,419
Total Project Bonds - Annual Debt Service Payment	249,298
Total Project Bonds - 20-Year Total Debt Service Payment	4,985,966



# Fiscal 2023 Capital Budget

# TRAFFIC PROJECTS

## Project: T7094-FY2007 STREET LIGHTING PROGRAM

(In Thousands)	Five Year Capital Program										Master Plan			
	Prior Appr.	FY2023 Budget	Appr. Total	Fiscal 2024	Fiscal 2025	Fiscal 2026	Fiscal 2027	Fiscal 2028	Sub Total	Fiscal 2029	Fiscal 2030	Fiscal 2031	Fiscal 2032	Total Project
PLANS & ENGINEERING	80	0	80	15	15	15	15	15	75	15	15	15	15	215
CONSTRUCTION	2,985	200	3,185	205	205	205	205	205	1,025	205	205	205	205	5,030
<b>Total Expenditures</b>	<b>3,065</b>	<b>200</b>	<b>3,265</b>	<b>220</b>	<b>220</b>	<b>220</b>	<b>220</b>	<b>220</b>	<b>1,100</b>	<b>220</b>	<b>220</b>	<b>220</b>	<b>220</b>	<b>5,245</b>
BONDS	1,065	200	1,265	200	200	200	200	200	1,000	200	200	200	200	3,065
OTHER SOURCES	160	0	160	20	20	20	20	20	100	20	20	20	20	340
PAY AS YOU GO	1,640	0	1,640	0	0	0	0	0	0	0	0	0	0	1,640
EXCISE TAX BACKED BONDS	200	0	200	0	0	0	0	0	0	0	0	0	0	200
<b>Total Funding</b>	<b>3,065</b>	<b>200</b>	<b>3,265</b>	<b>220</b>	<b>220</b>	<b>220</b>	<b>220</b>	<b>220</b>	<b>1,100</b>	<b>220</b>	<b>220</b>	<b>220</b>	<b>220</b>	<b>5,245</b>

**\$2,742,244 spent and encumbered through February 2022**

**\$2,737,064 spent and encumbered through February 2021**

**Project Status** PROJECTS IN PLANNING STAGE for upgraded/new street lights: Clock Tower Ln, Old Stockbridge, Bowling Brook Farms, Eden Brook Dr, Sewells Orchard, Pine Orchard Meadows, Kendall Ridge, Warwick Way @ Birmingham Way Roundabout. CONVERSION PROGRAM: Villages listed will be converted to LED fixtures-Kings Contrivance Conversion LED Program Completed: Villages of Wilde Lake, Oakland Mills, Harpers Choice, Long Reach, Owen Brown, Dorsey Search, Hickory Ridge, and Long Reach. PROJECTS COMPLETED: (2020)–Vollmerhausen @ Castleford Dr ped refuge island (FY20 Des|FY21 Const); Old Annapolis Rd @ Whitworth Way ped refuge island (FY20 Des|FY21 Const), FY21-Const: Oakland Mills @ Sewells Orchard, Haddaway Pl (OH), Harman Ave (OH), Harmel Dr, Wilde Lake Terr, Twin Rivers @ Governor Warfield, Harpers Farm Rd @ Eliots Oak, Cedar Ln @ Hickory Ridge, Cedar Ln @ Lightfoot Path, Drovers Ln, Pine Tree Rd, Old Dobbin (Phase 1), Dobbin (Phase 1), Ridge Rd (OH), Augustine Ave, Burnside Dr @ Little Brick House, Breconshire, Brighton Dam @ Highland, Trotter Rd @ Trotter Crossing, Church Lane, 12135 Little Patuxent Pkwy, Hickory Ridge @ Cordage Walk, and Twin Rivers Rd upgrades in coordination with Wilde Lake Path. (2021)–Centre Park Dr ped refuge island (FY21 Des|FY22 Const); Executive Park Dr @ Columbia 100 ped refuge island (FY21|FY22 Const), FY22-Const: Beaverkill Rd, Boones Ln, Camelback Ln, Columbia Rd (south of MD 108 (Clarksville Pike)), Coventry Court Dr, Encounter Row, Harriett Tubman Ln (OH), Hickory Log Circle, Jerrys Dr (OH), Kerry Hill Ct, Kilimanjaro Rd @ Pamplona Rd, Logans Way, Mayfield Ave @ Grassy Garth, Noel Hope Dr (OH), Oakland Mills Rd @ Wandering Way, Pleasant ChaseRd, Preservation Ct, Spring Plow Ln, Red Branch Rd, Ridermark Row, Shaded Day, Stonecutter Rd, Tamar Dr @ Each Leaf Ct, Timothy Ct, and Wesley Ln (crosswalk).

FY 2022 Budget	3,065	220	<b>3,285</b>	220	220	220	220	0	<b>880</b>	0	0	0		<b>4,165</b>
Difference 2022 / 2023	0	(20)	<b>(20)</b>	0	0	0	0	220	<b>220</b>	220	220	220	220	<b>1,080</b>

## Project: T7101-FY2008 STATE COUNTY SHARED INTERSECTIONS

### Description

A project for the design, review and construction funding of geometric and traffic control modifications at various intersections of State/State and State/County roads. Project may include flattening of curves, adjusting utilities, road reconstruction/repair, adding auxiliary lanes and roundabouts.

### Justification

This project will be used to share funding on the State or County improvements that will provide increased capacity and/or increased safety, or improved roadway conditions. This project may be used as a funding source for public improvements constructed by others under an agreement approved by the County Council.

### Remarks

1. The program of improvements will be developed jointly by State and County personnel.
2. Funding represents County share of improvement costs.
3. This project may be used as a funding source for public improvements constructed by others under an agreement approved by the County Council.
4. Any evaluation undertaken for purposes of this paragraph shall include the Route 108 corridor between Route 32 and Linden Linthicum Lane. TAO 2011-1 transferred appropriation of \$600,000 into FY2012 prior appropriation.

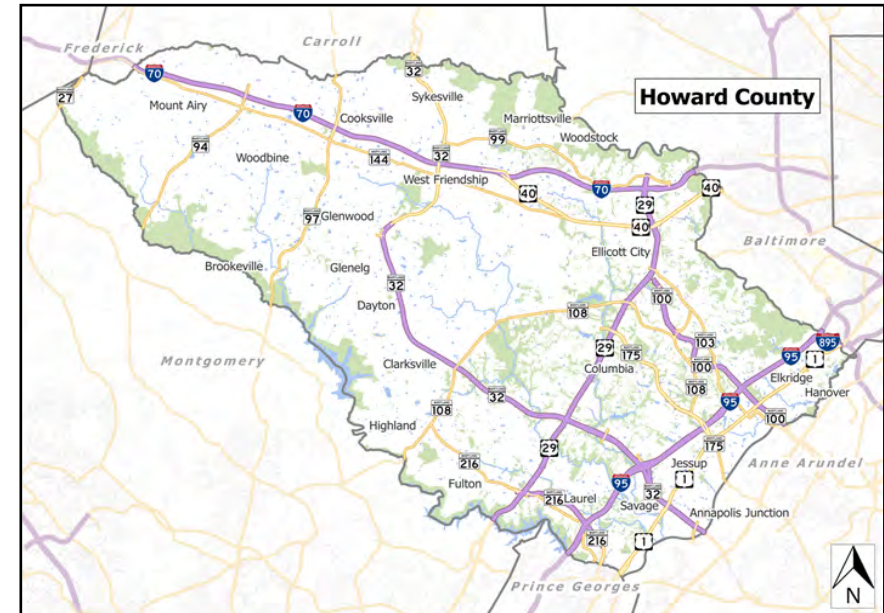
### Project Schedule

Program

### Operating Budget Impact

No Operating Impact

FY2023 Bonds - Annual Debt Service Payment	0
FY2023 Bonds - 20-Year Total Debt Service Payment	0
Total Project Bonds - Annual Debt Service Payment	61,084
Total Project Bonds - 20-Year Total Debt Service Payment	1,221,676



# Fiscal 2023 Capital Budget

# TRAFFIC PROJECTS

## Project: T7101-FY2008 STATE COUNTY SHARED INTERSECTIONS

(In Thousands)	Five Year Capital Program										Master Plan			
	Prior Appr.	FY2023 Budget	Appr. Total	Fiscal 2024	Fiscal 2025	Fiscal 2026	Fiscal 2027	Fiscal 2028	Sub Total	Fiscal 2029	Fiscal 2030	Fiscal 2031	Fiscal 2032	Total Project
PLANS & ENGINEERING	600	0	600	0	0	0	0	0	0	0	0	0	0	600
CONSTRUCTION	1,000	0	1,000	0	0	0	0	0	0	0	0	0	0	1,000
<b>Total Expenditures</b>	<b>1,600</b>	<b>0</b>	<b>1,600</b>	<b>0</b>	<b>0</b>	<b>0</b>	<b>0</b>	<b>0</b>	<b>0</b>	<b>0</b>	<b>0</b>	<b>0</b>	<b>0</b>	<b>1,600</b>
DEVELOPER CONTRIBUTION	200	0	200	0	0	0	0	0	0	0	0	0	0	200
EXCISE TAX	600	0	600	0	0	0	0	0	0	0	0	0	0	600
EXCISE TAX BACKED BONDS	800	0	800	0	0	0	0	0	0	0	0	0	0	800
<b>Total Funding</b>	<b>1,600</b>	<b>0</b>	<b>1,600</b>	<b>0</b>	<b>0</b>	<b>0</b>	<b>0</b>	<b>0</b>	<b>0</b>	<b>0</b>	<b>0</b>	<b>0</b>	<b>0</b>	<b>1,600</b>

**\$522,975 spent and encumbered through February 2022**

**\$522,975 spent and encumbered through February 2021**

**Project Status** MD108 at Sheppard Lane (work to be done in conjunction with J4177 and T7103); MD108 between MD32 and Linden Linthicum La (widening & resurfacing - complete).

MD108 at Trotter Rd (design for intersection sight distance project - complete).

MD108 Clarksville traffic study (complete).

US 1 at Whiskey Bottom Road

US 1 spot safety improvements as part of US 1 Road Safety Audit

FY 2022 Budget	1,600	0	<b>1,600</b>	0	0	0	0	0	<b>0</b>	0	0	0		<b>1,600</b>
Difference 2022 / 2023	0	0	<b>0</b>	0	0	0	0	0	<b>0</b>	0	0	0	0	<b>0</b>

## Project: T7102-FY2008 STREET SIGN PROGRAM

### Description

A project to provide street sign services and related line striping that are included in the implementation of developer projects that expand the County road network of public roads and upgrade signing and striping projects along existing County roads. Developer projects undertaken with this appropriation authority will be fully funded by private funds received from developers who create new roads to serve their subdivisions.

### Justification

This project is necessary to provide an appropriation for materials, manufacturing, installation of street signs, and related striping for all new public roads. The County has assumed this responsibility to ensure that there are uniform standards of signage and materials employed throughout the County for ease of utilization and maintenance.

### Remarks

Future requests represent up to an estimated 250 signs per year.

### Project Schedule

Program

### Operating Budget Impact

No Operating Impact

FY2023 Bonds - Annual Debt Service Payment	0
FY2023 Bonds - 20-Year Total Debt Service Payment	0
Total Project Bonds - Annual Debt Service Payment	18,325
Total Project Bonds - 20-Year Total Debt Service Payment	366,503



# Fiscal 2023 Capital Budget

# TRAFFIC PROJECTS

## Project: T7102-FY2008 STREET SIGN PROGRAM

(In Thousands)	Five Year Capital Program									Master Plan				
	Prior Appr.	FY2023 Budget	Appr. Total	Fiscal 2024	Fiscal 2025	Fiscal 2026	Fiscal 2027	Fiscal 2028	Sub Total	Fiscal 2029	Fiscal 2030	Fiscal 2031	Fiscal 2032	Total Project
CONSTRUCTION	960	0	960	30	30	30	30	30	150	30	30	30	30	1,230
EQUIPMENT & FURNISHINGS	0	0	0	0	0	0	0	0	0	0	0	0	0	0
<b>Total Expenditures</b>	<b>960</b>	<b>0</b>	<b>960</b>	<b>30</b>	<b>30</b>	<b>30</b>	<b>30</b>	<b>30</b>	<b>150</b>	<b>30</b>	<b>30</b>	<b>30</b>	<b>30</b>	<b>1,230</b>
BONDS	240	0	240	0	0	0	0	0	0	0	0	0	0	240
DEVELOPER CONTRIBUTION	600	0	600	30	30	30	30	30	150	30	30	30	30	870
PAY AS YOU GO	120	0	120	0	0	0	0	0	0	0	0	0	0	120
<b>Total Funding</b>	<b>960</b>	<b>0</b>	<b>960</b>	<b>30</b>	<b>30</b>	<b>30</b>	<b>30</b>	<b>30</b>	<b>150</b>	<b>30</b>	<b>30</b>	<b>30</b>	<b>30</b>	<b>1,230</b>

**\$451,627 spent and encumbered through February 2022**

**\$351,241 spent and encumbered through February 2021**

### Project Status

FY 2022 Budget	960	30	<b>990</b>	30	30	30	30	0	<b>120</b>	0	0	0		<b>1,110</b>
Difference 2022 / 2023	0	(30)	<b>(30)</b>	0	0	0	0	30	<b>30</b>	30	30	30	30	<b>120</b>



## Project: T7103-FY2009 STATE COUNTY SHARED TRAFFIC CONTROL

### Description

A project for design, review and construction funding of traffic control at various intersections of State and County roads.

### Justification

This project acts as a funding source when a critical intersection is at issue for signalization or other types of traffic control such as a roundabout, or the addition of geometric improvement to an existing signalized intersection, and/or the replacement of vehicle detection on County approaches resulting from a County project

### Remarks

Design and construction will be by the State Highway Administration.

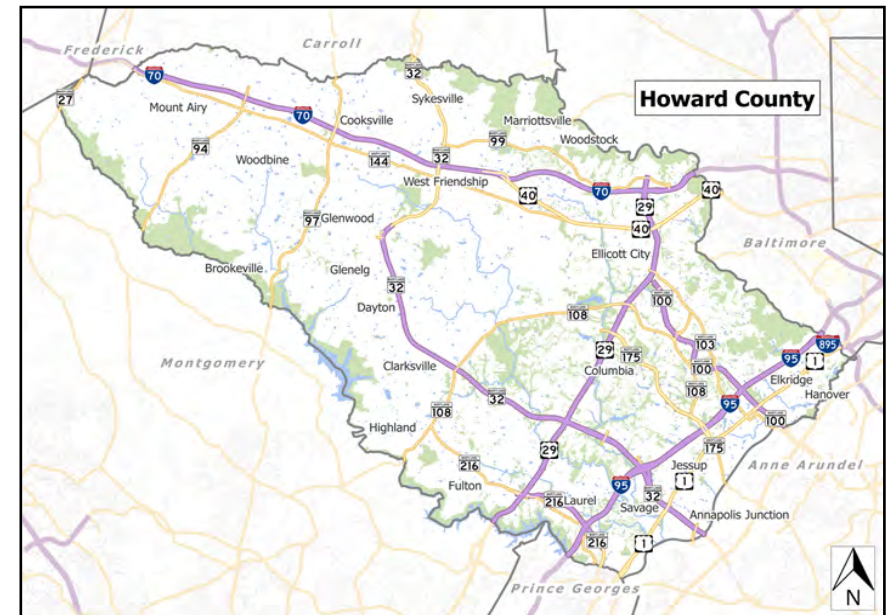
### Project Schedule

Program

### Operating Budget Impact

No Operating Impact

FY2023 Bonds - Annual Debt Service Payment	0
FY2023 Bonds - 20-Year Total Debt Service Payment	0
Total Project Bonds - Annual Debt Service Payment	72,537
Total Project Bonds - 20-Year Total Debt Service Payment	1,450,740





# Fiscal 2023 Capital Budget

# TRAFFIC PROJECTS

## Project: T7103-FY2009 STATE COUNTY SHARED TRAFFIC CONTROL

(In Thousands)	Five Year Capital Program										Master Plan			
	Prior Appr.	FY2023 Budget	Appr. Total	Fiscal 2024	Fiscal 2025	Fiscal 2026	Fiscal 2027	Fiscal 2028	Sub Total	Fiscal 2029	Fiscal 2030	Fiscal 2031	Fiscal 2032	Total Project
CONSTRUCTION	1,000	0	1,000	0	0	0	0	0	0	0	0	0	0	1,000
<b>Total Expenditures</b>	<b>1,000</b>	<b>0</b>	<b>1,000</b>	<b>0</b>	<b>0</b>	<b>0</b>	<b>0</b>	<b>0</b>	<b>0</b>	<b>0</b>	<b>0</b>	<b>0</b>	<b>0</b>	<b>1,000</b>
BONDS	950	0	950	0	0	0	0	0	0	0	0	0	0	950
DEVELOPER CONTRIBUTION	50	0	50	0	0	0	0	0	0	0	0	0	0	50
<b>Total Funding</b>	<b>1,000</b>	<b>0</b>	<b>1,000</b>	<b>0</b>	<b>0</b>	<b>0</b>	<b>0</b>	<b>0</b>	<b>0</b>	<b>0</b>	<b>0</b>	<b>0</b>	<b>0</b>	<b>1,000</b>

**\$548,618 spent and encumbered through February 2022**

**\$390,529 spent and encumbered through February 2021**

**Project Status** Installation of vehicle detection - Replacement of traffic signal detection impacted by County projects (ongoing); MD 108 at Harpers Farm Rd (APS - under design), MD108 at Sheppard Lane (work to be done in conjunction with J4177 and T7101). State to pick up County share. US1 at Port Capital Dr (new signal - completed Nov 2013), MD108 at Sheppard Ln (new signal - completed 2012), MD144 at Folly Quarter Rd|John Bernard Dr (new signal - completed 2011), MD144 at Marriottsville Rd|Lancelot Cross (new signal - completed 2011), Installation of video detection - US1 at Whiskey Bottom Rd, MD108 at Phelps Luck Dr|Centre Park Dr, US40 at Pine Orchard Ln|Frederick Rd, MD108 at Mayfield Ave, MD108 at Harpers Farm Rd|Homewood Rd, Installation of LEDs, Installation of Battery Backup Systems, MD97 at Old Frederick Rd (new signal - completed), MD175 at Oceano Ave (signal modification - completed).

FY 2022 Budget	1,000	0	<b>1,000</b>	0	0	0	0	0	<b>0</b>	0	0	0		<b>1,000</b>
Difference 2022 / 2023	0	0	<b>0</b>	0	0	0	0	0	<b>0</b>	0	0	0	0	<b>0</b>



# Fiscal 2023 Capital Budget

# TRAFFIC PROJECTS

## Project: T7104-FY2009 DEVELOPER COUNTY SIGNALS

(In Thousands)	Five Year Capital Program										Master Plan			
	Prior Appr.	FY2023 Budget	Appr. Total	Fiscal 2024	Fiscal 2025	Fiscal 2026	Fiscal 2027	Fiscal 2028	Sub Total	Fiscal 2029	Fiscal 2030	Fiscal 2031	Fiscal 2032	Total Project
LAND ACQUISITION	0	0	0	0	0	0	0	0	0	0	0	0	0	0
CONSTRUCTION	1,700	0	1,700	0	0	0	0	0	0	0	0	0	0	1,700
<b>Total Expenditures</b>	<b>1,700</b>	<b>0</b>	<b>1,700</b>	<b>0</b>	<b>0</b>	<b>0</b>	<b>0</b>	<b>0</b>	<b>0</b>	<b>0</b>	<b>0</b>	<b>0</b>	<b>0</b>	<b>1,700</b>
BONDS	250	0	250	0	0	0	0	0	0	0	0	0	0	250
DEVELOPER CONTRIBUTION	1,450	0	1,450	0	0	0	0	0	0	0	0	0	0	1,450
<b>Total Funding</b>	<b>1,700</b>	<b>0</b>	<b>1,700</b>	<b>0</b>	<b>0</b>	<b>0</b>	<b>0</b>	<b>0</b>	<b>0</b>	<b>0</b>	<b>0</b>	<b>0</b>	<b>0</b>	<b>1,700</b>

**\$837,310 spent and encumbered through February 2022**

**\$797,548 spent and encumbered through February 2021**

**Project Status** Under Design: Hickory Ridge Rd at Campus Dr (future signal – under design), Marriottsville Rd at Resort Rd|Albeth Rd (signal reconstruct – under design), Symphony Woods Rd at South Entrance Rd (future signal under warrant analysis), Symphony Woods Rd at Merriweather Dr (future signal under warrant analysis), Columbia Gateway Dr at Robert Fulton Dr (future signal - under design), Stephens Rd at Sterling Dr|North Laurel Rd (future signal - design complete) Construction Complete: Governor Warfield Pkwy at Twin Rivers Rd (signal mod – complete June 2020), Twin Rivers at Trumpeter Road (signal mod– complete June 2020), Twin Rivers at Lynx Ln (signal reconstruct – complete June 2020), Broken Land Parkway at Twin Rivers Road (new signal – complete Oct 2020), Snowden River Pkwy at Lincoln Tech Inst (new signal construction- complete July 2019), EMS Station at Symphony Woods (new firehouse signal – construction complete August 2019), Broken Land Pkwy at Hickory Ridge Rd (signal reconstruct - completed Spring 2018), Little Patuxent Pkwy at Governor Warfield Pky. (signal mod - July, 2016), Rogers Ave at Orchard Ave|Patapsco Valley Dr (signal mod - January 2017), Snowden River Pkwy at Minstrel Way (future signal mod| reconstruct - partial construction complete), Little Patuxent Pkwy at Harpers Farm Rd|Campus Way (signal mod - completed Sept 2015), Little Patuxent Pkwy at Broken Land Pky (signal mod - completed Oct 2015), Little Patuxent Pkwy at S. Entrance Rd (signal mod - completed Aug 2014), Coca Cola Dr at Park Circle Dr (signal mod - completed Oct 2014), Broken Land Pky at Town Center|Columbia Mall (signal mod - completed Dec 2014), Little Patuxent Pky at Whole Foods (new signal - completed Aug 2014), Little Patuxent Pkwy at Rouse Bldg|Columbia Mall (signal mod - completed Aug 2014), Marriottsville Rd at Warwick Way|Barnsley Way (signal mod - completed

FY 2022 Budget	1,700	0	<b>1,700</b>	0	0	0	0	0	<b>0</b>	0	0	0	0	<b>1,700</b>
Difference 2022 / 2023	0	0	<b>0</b>	0	0	0	0	0	<b>0</b>	0	0	0	0	<b>0</b>

## Project: T7105-FY2011 SIGNALIZATION PROGRAM

### Description

A project for the design and construction of various traffic signals when the MUTCD Warrants are met; also includes the modification and modernization of existing traffic signals.

### Justification

When a new signal is warranted, construction plans are designed to be utilized by the contractor. Once installed, the signal requires routine maintenance to maximize the benefits of a signal such as enhance safety and mobility as well as reduce intersection delay to support reduced fuel consumption and improved air quality. Outdated signal infrastructure that exceed the twenty (20)-yr. signal life cycle needs replacement and modernization to provide a desired level of performance. This includes connecting to improved communications such as fiber-optics and cellular modems, the installation of weather information systems at traffic signals, and software|hardware upgrades to signal controllers. Timing optimization studies need to be performed and implemented for existing signal systems that need to be updated to account for increases in traffic volumes. Traffic signal modification include ADA upgrades.

### Remarks

1. Cost of new signalized intersection is \$300,000.
2. Cost of APS|ADA upgrade per leg is \$60,000.
3. Project includes funds for emergency battery backup systems.
4. Pole inspection report (July 2018) outlines several intersections out of 96 existing traffic signals and 3 hazard identification beacons with critical needs to prevent total structural failure. Project includes funds for reconstruction of aging infrastructure.

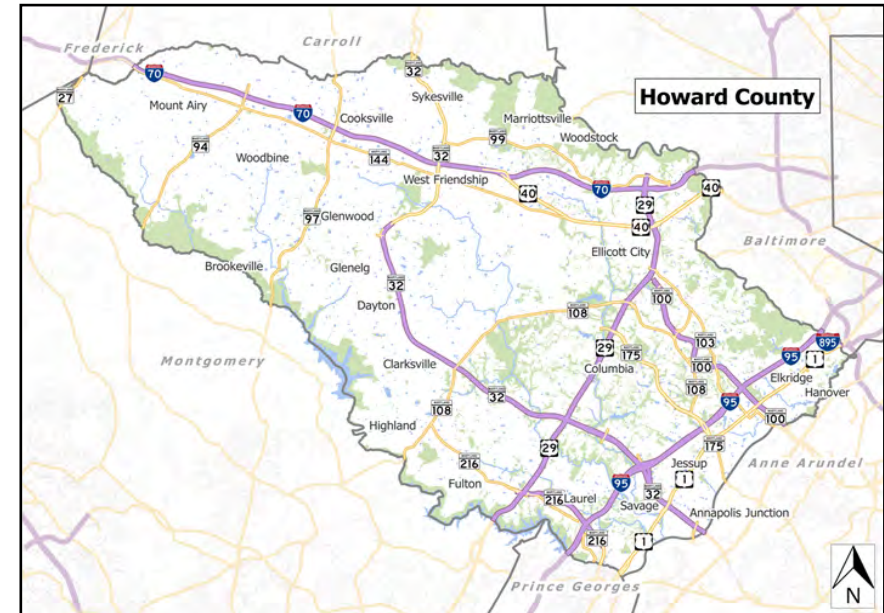
### Project Schedule

Program

### Operating Budget Impact

No Operating Impact

FY2023 Bonds - Annual Debt Service Payment	125,985
FY2023 Bonds - 20-Year Total Debt Service Payment	2,519,707
Total Project Bonds - Annual Debt Service Payment	1,431,652
Total Project Bonds - 20-Year Total Debt Service Payment	28,633,034



# Fiscal 2023 Capital Budget

# TRAFFIC PROJECTS

## Project: T7105-FY2011 SIGNALIZATION PROGRAM

(In Thousands)	Five Year Capital Program									Master Plan				
	Prior Appr.	FY2023 Budget	Appr. Total	Fiscal 2024	Fiscal 2025	Fiscal 2026	Fiscal 2027	Fiscal 2028	Sub Total	Fiscal 2029	Fiscal 2030	Fiscal 2031	Fiscal 2032	Total Project
PLANS & ENGINEERING	100	100	200	100	120	140	140	100	600	100	100	100	100	1,200
CONSTRUCTION	4,800	1,550	6,350	1,450	1,630	1,810	1,810	900	7,600	900	900	900	900	17,550
<b>Total Expenditures</b>	<b>4,900</b>	<b>1,650</b>	<b>6,550</b>	<b>1,550</b>	<b>1,750</b>	<b>1,950</b>	<b>1,950</b>	<b>1,000</b>	<b>8,200</b>	<b>1,000</b>	<b>1,000</b>	<b>1,000</b>	<b>1,000</b>	<b>18,750</b>
BONDS	4,000	1,650	5,650	1,550	1,750	1,950	1,950	1,000	8,200	1,000	1,000	1,000	1,000	17,850
EXCISE TAX BACKED BONDS	900	0	900	0	0	0	0	0	0	0	0	0	0	900
<b>Total Funding</b>	<b>4,900</b>	<b>1,650</b>	<b>6,550</b>	<b>1,550</b>	<b>1,750</b>	<b>1,950</b>	<b>1,950</b>	<b>1,000</b>	<b>8,200</b>	<b>1,000</b>	<b>1,000</b>	<b>1,000</b>	<b>1,000</b>	<b>18,750</b>

**\$4,606,636 spent and encumbered through February 2022**

**\$3,306,284 spent and encumbered through February 2021**

**Project Status** Under Construction: Snowden River (SR) at OM (partial reconstruct – Spring 2022), Governor Warfield Pkwy at Windstream Blvd (APS upgrades – Spring 2022), LPP at Vantage Point Rd|W Running Brook (APS upgrades – Spring 2022), All Saints at N Laurel (reconstruct – Ongoing), Centennial at Old Annapolis|Brenconshire (reconstruct – Ongoing), , Upgrade to fiber optic and cellular modem communication (ongoing), Various detection upgrade|replacement (ongoing), Change to traffic signal operating software and signal cabinet|controller (ongoing)

In Design: Broken Land Pkwy at Cradlerock Way N (Reconstruct – Fall 2022, Montgomery Rd at Lawyers Hill|Rowanberry Dr (Reconstruct – Fall 2022), Tamar Dr at Old Dobbin Ln (partial reconstruct – Summer 2022), Columbia 100 Pkwy at Center Park Dr (New Signal – Summer 2022), Various APS upgrades as needed.

Construction Complete: Governor Warfield Pkwy at Windstream Blvd (partial reconstruct – complete Winter 2020), SR at Berger|Carved Stone (partial reconstruct – complete Winter 2020), LPP at Rouse (partial reconstruct – Complete Winter 2020), Twin R at Cross Fox (reconstruct – Spring 2021), Rogers at Town and Country (reconstruct – complete Summer 2021), Harpers Farm (HF) at Eliots Oak (complete – Winter 2020), Cedar at Hickory Ridge (HR) (complete – Summer 2020), LPP at Corporate Center Way (reconstruct – complete September 2019), HF at Cedar (partial reconstruct – complete fall 2018), SR timing optimization from BLP to McGaw (complete - fall 2018), Guilford Road at Eden Brook Drive (reconstruct - fall 2018), Murray Hill at Guilford (APS – summer 2018), Twin Rivers Road at HF (ADA|APS – fall 2018), Main St timing optimization (completed fall 2017).

FY 2022 Budget	4,900	1,650	<b>6,550</b>	1,550	1,750	1,950	1,950	0	<b>7,200</b>	0	0	0		<b>13,750</b>
Difference 2022 / 2023	0	0	<b>0</b>	0	0	0	0	1,000	<b>1,000</b>	1,000	1,000	1,000	1,000	<b>5,000</b>



# Fiscal 2023 Capital Budget

# TRAFFIC PROJECTS

## Project: T7106-INTERSECTION OR CORRIDOR SAFETY IMPROVEMENT PROGRAM

(In Thousands)	Five Year Capital Program									Master Plan				
	Prior Appr.	FY2023 Budget	Appr. Total	Fiscal 2024	Fiscal 2025	Fiscal 2026	Fiscal 2027	Fiscal 2028	Sub Total	Fiscal 2029	Fiscal 2030	Fiscal 2031	Fiscal 2032	Total Project
PLANS & ENGINEERING	470	40	510	100	100	100	100	100	500	50	50	50	50	1,210
LAND ACQUISITION	215	0	215	0	0	0	0	0	0	0	0	0	0	215
CONSTRUCTION	3,405	160	3,565	450	450	450	450	450	2,250	200	200	200	200	6,615
<b>Total Expenditures</b>	<b>4,090</b>	<b>200</b>	<b>4,290</b>	<b>550</b>	<b>550</b>	<b>550</b>	<b>550</b>	<b>550</b>	<b>2,750</b>	<b>250</b>	<b>250</b>	<b>250</b>	<b>250</b>	<b>8,040</b>
BONDS	3,200	200	3,400	500	500	500	500	500	2,500	200	200	200	200	6,700
DEVELOPER CONTRIBUTION	240	0	240	0	0	0	0	0	0	0	0	0	0	240
OTHER SOURCES	0	0	0	0	0	0	0	0	0	50	50	50	50	200
PAY AS YOU GO	0	0	0	50	50	50	50	50	250	0	0	0	0	250
EXCISE TAX BACKED BONDS	650	0	650	0	0	0	0	0	0	0	0	0	0	650
<b>Total Funding</b>	<b>4,090</b>	<b>200</b>	<b>4,290</b>	<b>550</b>	<b>550</b>	<b>550</b>	<b>550</b>	<b>550</b>	<b>2,750</b>	<b>250</b>	<b>250</b>	<b>250</b>	<b>250</b>	<b>8,040</b>

**\$3,384,334 spent and encumbered through February 2022**

**\$2,595,391 spent and encumbered through February 2021**

**Project Status** Completed: Marshalee Dr @ Maplecrest Rd - Right turn lane extension Nov 12. Grateful Heart Gate - Median islands Jan 13. Homespun Dr - 2 Pedestrian chokers Jun 13. Broken Land Pkwy @ Guilford Rd - Street Print islands Oct 11. Savage-Guilford Rd @ Jefferson St, Lincoln St and Madison St - Ramps & crosswalk Apr 12. Vollmerhausen Rd @ Wild Grass Ct & Indigo Ct - Pedestrian island and crosswalk May 12.

Charter Dr - roundabout Jun 12. Great Star Dr - Pedestrian island diverter - Bicycle retrofit Oct 2. Grateful Heart Gate @ Quiet Night Ride and Ripe Apple - Median rebuild - Jan 13. Montpelier Rd - Pedestrian islands - Nov 13. Brampton Pkwy @ Yorkshire Dr Red Hill Way - Mini roundabout Nov 14. Thunder Hill Rd @ Lightning View Rd - Pedestrian refuge island Oct 14. Old Montgomery Rd @ Tamar Dr (Jeffers Hill) - Roundabout feasibility study. Little Patuxent Parkway at new Howard Community College access - geometric improvements and traffic signal (completed Dec 2016); Stevens Forest Rd at Farewell Rd (100% design complete). Downtown - Cordon line study - completed, Stevens Forest Rd at Farewell Rd - mini roundabout FY19, Columbia Road|Hemlock Cone|Kingscup - roundabout FY19,

Proposed Projects: Old Montgomery Rd @ Tamar Dr (Jeffers Hill) -In construction (Total Estimate \$1.25M), Corridor Studies (\$65k).

FY 2022 Budget	4,090	200	<b>4,290</b>	200	200	0	0	0	<b>400</b>	0	0	0		<b>4,690</b>
Difference 2022 / 2023	0	0	<b>0</b>	350	350	550	550	550	<b>2,350</b>	250	250	250	250	<b>3,350</b>

Project schedule|funding changed due to existing underground utility issues.



## Project: T7107-FY2014 DOWNTOWN COLUMBIA PATUXENT BRANCH TRAIL EXTENSION

### Description

A project connecting Downtown Columbia at Lake Kittamaqundi and extending to the existing Patuxent Branch Trail. This project would provide a car-free connection from Downtown Columbia to Savage; including the existing portion of the trail, and will connect to the planned east-west Hospital to Blandair Park multi-use pathway.

### Justification

To complete the missing link in the off-road pathway between the existing Patuxent Branch Trail and the planned Downtown Columbia multi-use pathway. The project study considered multiple alignments between Columbia and the existing Patuxent Branch Trail.

### Remarks

1. Project addresses the need for a major off-road pathway connection.
2. Grant funding from the state of MD was approved September 2014. Project has been approved for preliminary plans and engineering for Phase 1. Additional grant funding will be sought for construction.
3. Project will be done in partnership with the Columbia Association (CA).
4. DEVELOPER CONTRIBUTION represents funding from CA.
5. The feasibility study is complete and recommended the project to be completed in two phases. Phase 1 is for alignment from Columbia Town Center to Stevens Forest Road only. Phase 1 offers a flat off road alternative connection to cross under US29 and Broken Land Parkway. Phase 2 is for alignment options from Stevens Forest Road to Lake Elkhorn.
6. Request represents advancement of project design.

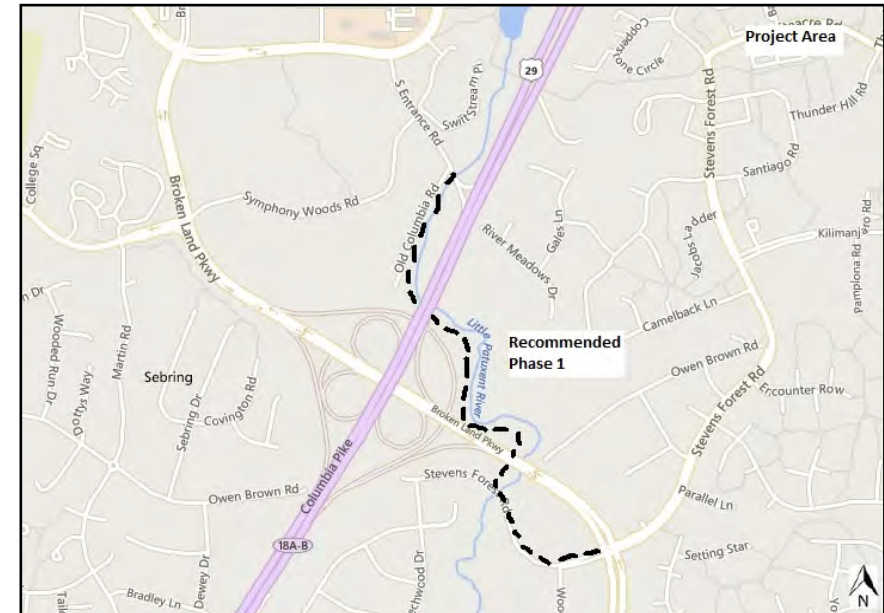
### Project Schedule

- FY22 and FY 23 - 100% design of Phase 1.
- FY24 - Construction of Phase 1.
- FY24 - Phase 2 community outreach and preliminary engineering.

### Operating Budget Impact

No Operating Impact

FY2023 Bonds - Annual Debt Service Payment	0
FY2023 Bonds - 20-Year Total Debt Service Payment	0
Total Project Bonds - Annual Debt Service Payment	148,510
Total Project Bonds - 20-Year Total Debt Service Payment	2,970,200





# Fiscal 2023 Capital Budget

# TRAFFIC PROJECTS

## Project: T7107-FY2014 DOWNTOWN COLUMBIA PATUXENT BRANCH TRAIL EXTENSION

(In Thousands)	Five Year Capital Program										Master Plan			
	Prior Appr.	FY2023 Budget	Appr. Total	Fiscal 2024	Fiscal 2025	Fiscal 2026	Fiscal 2027	Fiscal 2028	Sub Total	Fiscal 2029	Fiscal 2030	Fiscal 2031	Fiscal 2032	Total Project
PLANS & ENGINEERING	675	150	825	0	0	0	0	0	0	0	0	0	0	825
CONSTRUCTION	500	0	500	5,000	0	0	0	0	5,000	0	0	0	0	5,500
<b>Total Expenditures</b>	<b>1,175</b>	<b>150</b>	<b>1,325</b>	<b>5,000</b>	<b>0</b>	<b>0</b>	<b>0</b>	<b>0</b>	<b>5,000</b>	<b>0</b>	<b>0</b>	<b>0</b>	<b>0</b>	<b>6,325</b>
BONDS	945	0	945	1,000	0	0	0	0	1,000	0	0	0	0	1,945
DEVELOPER CONTRIBUTION	50	0	50	0	0	0	0	0	0	0	0	0	0	50
GRANTS	180	0	180	4,000	0	0	0	0	4,000	0	0	0	0	4,180
PAY AS YOU GO	0	150	150	0	0	0	0	0	0	0	0	0	0	150
<b>Total Funding</b>	<b>1,175</b>	<b>150</b>	<b>1,325</b>	<b>5,000</b>	<b>0</b>	<b>0</b>	<b>0</b>	<b>0</b>	<b>5,000</b>	<b>0</b>	<b>0</b>	<b>0</b>	<b>0</b>	<b>6,325</b>

**\$317,668 spent and encumbered through February 2022**

**\$317,690 spent and encumbered through February 2021**

### Project Status

FY14 - Feasibility study-complete.

FY17 - Phase I preliminary design completed (MD Bikeway Grant).

FY19 - Phase I 60% design (MD Bikeway Grant).

FY22 and FY 23 - Phase 1 100% design

FY24 - Phase 1 construction (one million dollars for grant match transferred from K5066 FY24)

FY24 - Phase 2 community outreach and preliminary engineering

FY 2022 Budget	1,175	0	<b>1,175</b>	5,000	0	0	0	0	<b>5,000</b>	0	0	0		<b>6,175</b>
Difference 2022 / 2023	0	150	<b>150</b>	0	0	0	0	0	<b>0</b>	0	0	0	0	<b>150</b>

## Project: T7108-FY2016 CLARKSVILLE-RIVER HILL STREETScape IMPROVEMENTS

### Description

A project to plan, design and construct road and related improvements -- including streetscape, storm water management, pedestrian, bicycle, and public space enhancements in the Route 108 corridor.

### Justification

PlanHoward 2030 calls for the enhancement of established communities through strategic public infrastructure investments (Policy 10.1). Projects will improve the transportation system, increase safety, accessibility and mobility, improve treatment of storm water runoff and will implement the community-based vision for street, pedestrian and bike circulation and public open space design.

### Remarks

1. The County is working with the community to implement road related improvements and design guidelines that address the public right-of-way along Route 108, Ten Oaks Road and adjacent private property.
2. Design will reflect adopted design guidelines in the 2016 Clarksville Pike Streetscape and Design Guidelines and elements of MD 32 Alternate Bike Route.
3. Public easements on private property will be needed to advance certain improvements.
4. Project will need to be coordinated with pending private sector road and pathway improvements and MDOT SHA MD 32 related mitigation project.
5. Project may also accept MDOT grant funding to help implement the MD 32 Alternate Bike Route along MD 108 and Ten Oaks Road from MD 108 to Brighton Dam Road.
6. Increase reflects cost to complete MD108 and Ten Oaks Road portions of project. Ten Oaks Road portion assumes grant funds for construction and balance of design grant.

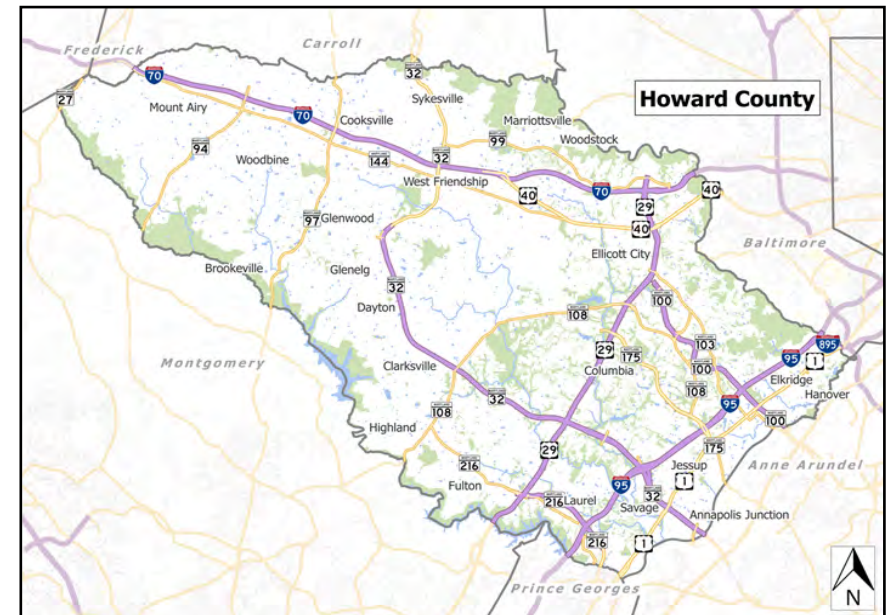
### Project Schedule

- FY17 - Community design guidelines and permit approval.
- FY19-FY20 - 30% Design.
- FY21-FY22 - Initiate 65% Design.
- FY22-FY23 - Final Design.
- FY24-FY25 - Project Construction.
- FY26 - Closeout

### Operating Budget Impact

No Operating Impact

FY2023 Bonds - Annual Debt Service Payment	7,635
FY2023 Bonds - 20-Year Total Debt Service Payment	152,710
Total Project Bonds - Annual Debt Service Payment	423,769
Total Project Bonds - 20-Year Total Debt Service Payment	8,475,378



# Fiscal 2023 Capital Budget

# TRAFFIC PROJECTS

## Project: T7108-FY2016 CLARKSVILLE-RIVER HILL STREETScape IMPROVEMENTS

(In Thousands)				Five Year Capital Program						Master Plan				
Appropriation Object Class	Prior Appr.	FY2023 Budget	Appr. Total	Fiscal 2024	Fiscal 2025	Fiscal 2026	Fiscal 2027	Fiscal 2028	Sub Total	Fiscal 2029	Fiscal 2030	Fiscal 2031	Fiscal 2032	Total Project
PLANS & ENGINEERING	1,175	600	1,775	200	0	0	0	0	200	0	0	0	0	1,975
LAND ACQUISITION	0	0	0	500	0	0	0	0	500	0	0	0	0	500
CONSTRUCTION	0	0	0	1,370	3,470	2,535	0	0	7,375	0	0	0	0	7,375
<b>Total Expenditures</b>	<b>1,175</b>	<b>600</b>	<b>1,775</b>	<b>2,070</b>	<b>3,470</b>	<b>2,535</b>	<b>0</b>	<b>0</b>	<b>8,075</b>	<b>0</b>	<b>0</b>	<b>0</b>	<b>0</b>	<b>9,850</b>
BONDS	575	100	675	2,070	1,870	935	0	0	4,875	0	0	0	0	5,550
GRANTS	600	500	1,100	0	1,600	1,600	0	0	3,200	0	0	0	0	4,300
<b>Total Funding</b>	<b>1,175</b>	<b>600</b>	<b>1,775</b>	<b>2,070</b>	<b>3,470</b>	<b>2,535</b>	<b>0</b>	<b>0</b>	<b>8,075</b>	<b>0</b>	<b>0</b>	<b>0</b>	<b>0</b>	<b>9,850</b>

**\$571,845 spent and encumbered through February 2022**

**\$571,845 spent and encumbered through February 2021**

**Project Status** Project Status Draft design guidelines were prepared in FY15 and were adopted by the Council as resolution CR169-2015. In FY19, the 30% design project was initiated, including the design waiver process. In FY21 and FY22, the 65% design for short term improvements will be initiated, with project construction in FY24 and FY25. Project budget adjusted based on cost estimate received during 30% design phase.

FY 2022 Budget	1,175	100	<b>1,275</b>	200	0	0	0	0	<b>200</b>	0	0	0		<b>1,475</b>
Difference 2022 / 2023	0	500	<b>500</b>	1,870	3,470	2,535	0	0	<b>7,875</b>	0	0	0	0	<b>8,375</b>

## Project: T7109-FY2016 DEVELOPER STREETLIGHT PROGRAM

### Description

A project to facilitate the design, installation and modification of street lights in new developments. New street lights are planned for most new residential developments and many site development plans based on DPZ and DPW guidelines.

### Justification

This project will provide a funding source to accumulate developer street light funds collected as part of the developer agreement process and to pay BGE for the installation of the street lights when the development is constructed.

### Remarks

1. The capital cost of the construction and installation of the street lights for each development will be paid for by the funds collected for that development when the developer agreement was signed.
2. OTHER represents the existing developer street light funds that are being transferred from the developer street light balance sheet account to this project.
3. Request represents funding to allow the County to make minor improvements/upgrades to the developer street light plan.

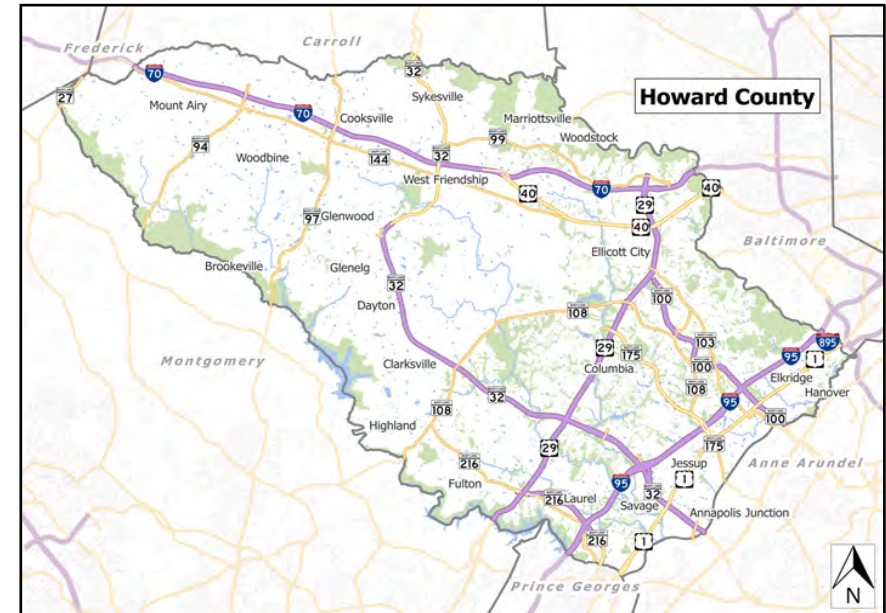
### Project Schedule

Program

### Operating Budget Impact

No Operating Impact

FY2023 Bonds - Annual Debt Service Payment	0
FY2023 Bonds - 20-Year Total Debt Service Payment	0
Total Project Bonds - Annual Debt Service Payment	0
Total Project Bonds - 20-Year Total Debt Service Payment	0



# Fiscal 2023 Capital Budget

# TRAFFIC PROJECTS

## Project: T7109-FY2016 DEVELOPER STREETLIGHT PROGRAM

(In Thousands)	Five Year Capital Program									Master Plan				
	Prior Appr.	FY2023 Budget	Appr. Total	Fiscal 2024	Fiscal 2025	Fiscal 2026	Fiscal 2027	Fiscal 2028	Sub Total	Fiscal 2029	Fiscal 2030	Fiscal 2031	Fiscal 2032	Total Project
CONSTRUCTION	5,900	425	6,325	425	425	425	425	425	2,125	100	100	100	100	8,850
<b>Total Expenditures</b>	<b>5,900</b>	<b>425</b>	<b>6,325</b>	<b>425</b>	<b>425</b>	<b>425</b>	<b>425</b>	<b>425</b>	<b>2,125</b>	<b>100</b>	<b>100</b>	<b>100</b>	<b>100</b>	<b>8,850</b>
DEVELOPER CONTRIBUTION	2,800	400	3,200	400	400	400	400	400	2,000	100	100	100	100	5,600
EXCISE TAX	0	0	0	0	0	0	0	25	25	0	0	0	0	25
OTHER SOURCES	3,000	0	3,000	0	0	0	0	0	0	0	0	0	0	3,000
PAY AS YOU GO	100	25	125	25	25	25	25	0	100	0	0	0	0	225
<b>Total Funding</b>	<b>5,900</b>	<b>425</b>	<b>6,325</b>	<b>425</b>	<b>425</b>	<b>425</b>	<b>425</b>	<b>425</b>	<b>2,125</b>	<b>100</b>	<b>100</b>	<b>100</b>	<b>100</b>	<b>8,850</b>

**\$3,620,592 spent and encumbered through February 2022**

**\$3,620,592 spent and encumbered through February 2021**

**Project Status** Installed in 2020: Enclave @ River Hill (Phase 2A & 2B), Westmount (Phase 1C), Turf Valley Caperton Village (Phase 1A), Elkdale Glenn Property, Magnolia Manor West, Dorsey Glen (Phase 2), Preserve at Marriotts Ridge, Maple Lawn South (Section 1B), Turf Valley, Trotter's Knoll (Section 1), Corridor Square, Royal Farms @ Minstrel Way, Rockburn Estates, Wilde Lake Pathway (Section 1 & 2).

Installed 2021: Trotter's Knoll (Section 2), Pine Acres, Cedar Creek (Phase 1A), Westmount (Section 2), Robinson Overlook, Ravenwood @ Turf Valley, Patapsco Crossing, Oxford Square (Phase 5), and Wexley @ MD 100.

Potential 2022 Projects: Chapelgate Woods, Eden Brook, Huntington Point, Falcon Place, Grace Meadows, Oakland Ridge Industrial Park, Village @ Town Square (Phase 2), Villa Apartments @ Turf Valley, Westmount (Phase 3 & 4), Maple Lawn South (Phase 2), Ridgelys Run Road (New High School), Cooks Ln, Lacey Property, Wellington Farms (Phase 1), and Cedar Creek (Phase 1B).

FY 2022 Budget	5,900	425	<b>6,325</b>	425	425	425	425	0	<b>1,700</b>	0	0	0		<b>8,025</b>
Difference 2022 / 2023	0	0	<b>0</b>	0	0	0	0	425	<b>425</b>	100	100	100	100	<b>825</b>



**Howard County, MD**  
**FY 2023 Executive Proposed Capital Budget**  
**WATER PROJECTS**

Project Information	Funding Source	Prior Approp.	FY 2023	Total	FY 2024	FY 2025	FY 2026	FY 2027	FY 2028	Total
<b>W8218-WATER CONTINGENCY FUND</b>	C	1,265	0	1,265	0	0	0	0	0	1,265
The fund is designed for use as a revenue source for (1) the transfer of appropriations when either the construction costs are higher than originally estimated or engineering costs must be advanced from future years to the present fiscal year for critical water needs; (2) construction and inspection services and ordering of large water meters for sites that do not require formal developer agreements but require water service connections, fire hydrants, short extensions of public water mains, or other appurtenances performed under water or sewer connection agreements with the County.	D	3,000	0	3,000	0	0	0	0	0	3,000
	M	300	0	300	0	0	0	0	0	300
	O	85	0	85	0	0	0	0	0	85
	<b>Total</b>	<b>4,650</b>	<b>0</b>	<b>4,650</b>	<b>0</b>	<b>0</b>	<b>0</b>	<b>0</b>	<b>0</b>	<b>4,650</b>
<b>W8220-FY1998 SHARED WATER FACILITY IMPROVEMENTS</b>	C	11,150	0	11,150	0	0	0	0	0	11,150
A project for the planning, design and construction of major water facilities, mains, pumping stations, reservoirs and treatment plants in the Baltimore City Central Water System.	M	3,900	0	3,900	0	0	0	0	0	3,900
	<b>Total</b>	<b>15,050</b>	<b>0</b>	<b>15,050</b>	<b>0</b>	<b>0</b>	<b>0</b>	<b>0</b>	<b>0</b>	<b>15,050</b>
<b>W8262-FY2004 GUILFORD ELEVATED WATER TANK</b>	C	11,240	0	11,240	0	0	0	0	0	11,240
A project for the design and construction of a 2.	M	6,500	0	6,500	0	0	0	0	0	6,500
	<b>Total</b>	<b>17,740</b>	<b>0</b>	<b>17,740</b>	<b>0</b>	<b>0</b>	<b>0</b>	<b>0</b>	<b>0</b>	<b>17,740</b>
<b>W8274-FY 2007 SCADA SYSTEM UPGRADE</b>	C	6,965	0	6,965	0	0	0	0	0	6,965
A project to upgrade the Supervisory Control and Data Acquisition System (SCADA) at the Bureau of Utilities Operations building and all remote sites.	<b>Total</b>	<b>6,965</b>	<b>0</b>	<b>6,965</b>	<b>0</b>	<b>0</b>	<b>0</b>	<b>0</b>	<b>0</b>	<b>6,965</b>
<b>W8300-FY2011 LEVERING AVENUE WATER MAIN</b>	C	550	0	550	0	0	0	0	0	550
A project for the design and construction of 6,350 LF of 12-inch water main from Gun Road in the Patapsco State Park in Baltimore County to Levering Avenue in Howard County to US1.	M	4,196	0	4,196	0	0	0	0	0	4,196
	<b>Total</b>	<b>4,746</b>	<b>0</b>	<b>4,746</b>	<b>0</b>	<b>0</b>	<b>0</b>	<b>0</b>	<b>0</b>	<b>4,746</b>

**Howard County, MD**  
**FY 2023 Executive Proposed Capital Budget**  
**WATER PROJECTS**

Project Information	Funding Source	Prior Approp.	FY 2023	Total	FY 2024	FY 2025	FY 2026	FY 2027	FY 2028	Total
<b>W8303-FY2018 ANDERSON AVE MOUND STREET WATER MAIN</b> A project for the design and construction of 1,000 LF of 12-inch water main along Anderson Avenue from Mound Street to Hanover Road.	M	1,025	0	1,025	0	0	0	0	0	1,025
	<b>Total</b>	<b>1,025</b>	<b>0</b>	<b>1,025</b>	<b>0</b>	<b>0</b>	<b>0</b>	<b>0</b>	<b>0</b>	<b>1,025</b>
<b>W8304-FY2015 COLUMBIA WATER PUMPING STATION IMPROVEMENTS</b> A project to upgrade the Columbia Water Pumping Station.	I	1,010	0	1,010	0	0	0	0	0	1,010
	M	2,250	1,000	3,250	0	0	0	0	0	3,250
	<b>Total</b>	<b>3,260</b>	<b>1,000</b>	<b>4,260</b>	<b>0</b>	<b>0</b>	<b>0</b>	<b>0</b>	<b>0</b>	<b>4,260</b>
<b>W8309-FY2014 MISSION ROAD WATER MAIN LOOP</b> A project for the design and construction of 4,500 LF of 12-inch water main along Mission Road to Columbia Gateway Drive.	M	3,200	0	3,200	0	0	0	0	0	3,200
	<b>Total</b>	<b>3,200</b>	<b>0</b>	<b>3,200</b>	<b>0</b>	<b>0</b>	<b>0</b>	<b>0</b>	<b>0</b>	<b>3,200</b>
<b>W8322-FY2013 WILDE LAKE WATER MAIN STUDY and REHABILITATION</b> A project to determine the condition of 44,000 feet of water main in the Wilde Lake area and to perform necessary repairs or replacements.	M	14,235	0	14,235	0	0	0	0	0	14,235
	<b>Total</b>	<b>14,235</b>	<b>0</b>	<b>14,235</b>	<b>0</b>	<b>0</b>	<b>0</b>	<b>0</b>	<b>0</b>	<b>14,235</b>
<b>W8324-FY2014 WATER SYSTEM LOOPING FIRE PROTECTION UPGRADE</b> A project for the design and construction of various water system upgrades and improvements to meet County standards for water system redundancy, pressure and flow rates requirements for fire protection.	M	3,500	1,610	5,110	1,860	0	0	0	0	6,970
	<b>Total</b>	<b>3,500</b>	<b>1,610</b>	<b>5,110</b>	<b>1,860</b>	<b>0</b>	<b>0</b>	<b>0</b>	<b>0</b>	<b>6,970</b>



**Howard County, MD**  
**FY 2023 Executive Proposed Capital Budget**  
**WATER PROJECTS**

Project Information	Funding Source	Prior Approp.	FY 2023	Total	FY 2024	FY 2025	FY 2026	FY 2027	FY 2028	Total
<b>W8325-FY2014 RECLAIMED WATER SYSTEM DEVELOPMENT</b>	M	4,573	0	4,573	918	0	973	0	0	6,464
	O	55	0	55	0	0	0	0	0	55
	<b>Total</b>	<b>4,628</b>	<b>0</b>	<b>4,628</b>	<b>918</b>	<b>0</b>	<b>973</b>	<b>0</b>	<b>0</b>	<b>6,519</b>
Develop, design, and construct a reclaimed water system to serve various parts of the County with reclaimed water from the LPWRP, or a stand-alone system constructed under this project.										
<b>W8330-FY2017 OLD COLUMBIA PIKE WATER MAIN REHABILITATION/REPLACEMENT</b>	M	5,515	0	5,515	0	0	0	0	0	5,515
	<b>Total</b>	<b>5,515</b>	<b>0</b>	<b>5,515</b>	<b>0</b>	<b>0</b>	<b>0</b>	<b>0</b>	<b>0</b>	<b>5,515</b>
A project to rehabilitate/replace 9,850 LF of 4-inch, 6-inch and 8-inch diameter water mains in Old Columbia Pike between Montgomery Road (MD Route 103) and Main Street (MD Route 144).										
<b>W8333 - FY2021 NORTH LAUREL and SAVAGE AREA WATER SYSTEM IMPROVEMENTS</b>	M	4,000	0	4,000	0	0	0	0	0	4,000
	<b>Total</b>	<b>4,000</b>	<b>0</b>	<b>4,000</b>	<b>0</b>	<b>0</b>	<b>0</b>	<b>0</b>	<b>0</b>	<b>4,000</b>
A project for the design and construction of water system improvements within the North Laurel and Savage areas.										
<b>W8334 - FY2027 CLARKSVILLE ELEVATED WATER TANK</b>	M	0	0	0	0	0	0	1,200	0	1,200
	<b>Total</b>	<b>0</b>	<b>0</b>	<b>0</b>	<b>0</b>	<b>0</b>	<b>0</b>	<b>1,200</b>	<b>0</b>	<b>1,200</b>
A project for the design and construction of a 0.										
<b>W8335 - FY2021 ELKRIDGE WPS SUCTION LINE REPLACEMENT</b>	M	1,000	0	1,000	0	15,000	0	0	0	16,000
	<b>Total</b>	<b>1,000</b>	<b>0</b>	<b>1,000</b>	<b>0</b>	<b>15,000</b>	<b>0</b>	<b>0</b>	<b>0</b>	<b>16,000</b>
A project to replace 6,500 LF of 36-inch water main in Elkridge, MD.										
<b>W8336 - FY2023 LONGFELLOW AREA WATER MAIN IMPROVEMENTS</b>	M	0	8,000	8,000	7,000	0	0	0	0	15,000
	<b>Total</b>	<b>0</b>	<b>8,000</b>	<b>8,000</b>	<b>7,000</b>	<b>0</b>	<b>0</b>	<b>0</b>	<b>0</b>	<b>15,000</b>
A project to design and construct water main improvements (19,250 LF of 3 thru 12) within the Longfellow area.										

**Howard County, MD**  
**FY 2023 Executive Proposed Capital Budget**  
**WATER PROJECTS**

Project Information	Funding Source	Prior Approp.	FY 2023	Total	FY 2024	FY 2025	FY 2026	FY 2027	FY 2028	Total
<b>W8601-FY2016 ACQUISITION CONTINGENCY FUND</b>	C	860	0	860	155	0	0	0	0	1,015
Project funding will be used to resolve easement and rights-of-way issues on water and sewer projects which have been constructed or special quick response projects of a capital nature requiring title research, appraisals and acquisition.	I	150	0	150	50	0	0	0	0	200
	<b>Total</b>	<b>1,010</b>	<b>0</b>	<b>1,010</b>	<b>205</b>	<b>0</b>	<b>0</b>	<b>0</b>	<b>0</b>	<b>1,215</b>
<b>W8602-FY2016 SLEEVES RELOCATIONS AND APPURTENANCES</b>	C	2,000	0	2,000	0	0	0	0	0	2,000
A project for funding design and construction of sewer and water lines in conjunction with Maryland State Highway Administration (SHA) and Howard County projects prior to construction.	I	500	0	500	0	500	0	500	0	1,500
	M	4,800	0	4,800	0	550	0	1,300	0	6,650
	<b>Total</b>	<b>7,300</b>	<b>0</b>	<b>7,300</b>	<b>0</b>	<b>1,050</b>	<b>0</b>	<b>1,800</b>	<b>0</b>	<b>10,150</b>
<b>W8603-FY2020 WATER ASSET MANAGEMENT PROGRAM</b>	C	10,502	4,062	14,564	3,572	3,572	2,127	2,127	2,127	28,089
A project [program] to coordinate and centralize water utility management efforts in order to extend the useful life of our existing water system assets.	I	3,953	4,483	8,436	1,393	1,393	1,393	1,393	1,393	15,401
	M	8,500	8,700	17,200	8,700	8,700	9,730	9,730	4,350	58,410
	<b>Total</b>	<b>22,955</b>	<b>17,245</b>	<b>40,200</b>	<b>13,665</b>	<b>13,665</b>	<b>13,250</b>	<b>13,250</b>	<b>7,870</b>	<b>101,900</b>
<b>W8698-ROUTINE WATER EXTENSION PROGRAM</b>	M	4,275	625	4,900	625	625	610	610	610	7,980
A project to design and construct routine water main extensions in the Metropolitan District requested by landowners.	<b>Total</b>	<b>4,275</b>	<b>625</b>	<b>4,900</b>	<b>625</b>	<b>625</b>	<b>610</b>	<b>610</b>	<b>610</b>	<b>7,980</b>
<b>WATER PROJECTS Total</b>		<b>125,054</b>	<b>28,480</b>	<b>153,534</b>	<b>24,273</b>	<b>30,340</b>	<b>14,833</b>	<b>16,860</b>	<b>8,480</b>	<b>248,320</b>

**Howard County, MD**  
**FY 2023 Executive Proposed Capital Budget (\$000)**  
**WATER PROJECTS**

	<b>Revenue Source</b>	<b>Prior Total</b>	<b>Current FY</b>	<b>Appropriation Total</b>
D	DEVELOPER CONTRIBUTION	3,000	0	3,000
I	IN-AID of CONSTRUCT UTILITIES	5,613	4,483	10,096
M	METRO DISTRICT BOND	71,769	19,935	91,704
O	OTHER SOURCES	140	0	140
C	UTILITY CASH	44,532	4,062	48,594
<b>Total</b>		<b>125,054</b>	<b>28,480</b>	<b>153,534</b>



**Howard County, MD**  
**FY 2023 Executive Proposed 5 Year Capital Budget Project Type Summary**  
**WATER PROJECTS**

<b>Revenue Source</b>	<b>Prior Approp</b>	<b>Current FY</b>	<b>2024</b>	<b>2025</b>	<b>2026</b>	<b>2027</b>	<b>2028</b>	<b>Total</b>
C UTILITY CASH	44,532	4,062	3,727	3,572	2,127	2,127	2,127	62,274
D DEVELOPER CONTRIBUTION	3,000	0	0	0	0	0	0	3,000
I IN-AID of CONSTRUCT UTILITIES	5,613	4,483	1,443	1,893	1,393	1,893	1,393	18,111
M METRO DISTRICT BOND	71,769	19,935	19,103	24,875	11,313	12,840	4,960	164,795
O OTHER SOURCES	140	0	0	0	0	0	0	140
<b>Total</b>	<b>125,054</b>	<b>28,480</b>	<b>24,273</b>	<b>30,340</b>	<b>14,833</b>	<b>16,860</b>	<b>8,480</b>	<b>248,320</b>

# Fiscal 2023 Capital Budget

# WATER PROJECTS

## Project: W8218-WATER CONTINGENCY FUND

### Description

The fund is designed for use as a revenue source for (1) the transfer of appropriations when either the construction costs are higher than originally estimated or engineering costs must be advanced from future years to the present fiscal year for critical water needs; (2) construction and inspection services and ordering of large water meters for sites that do not require formal developer agreements but require water service connections, fire hydrants, short extensions of public water mains, or other appurtenances performed under water or sewer connection agreements with the County.

### Justification

1. This fund will allow for the timely completion of approved projects by contingency funding as required and rapid response to critical situations.
2. Howard County Code section 20.608 establishes the requirements to charge for connections, and the requirements to receive payment prior to making or approving the connection.

### Remarks

1. Installation of water service connections are made where none exist and new connections are required.
2. The County will only construct connections at the discretion of the Director of Public Works.

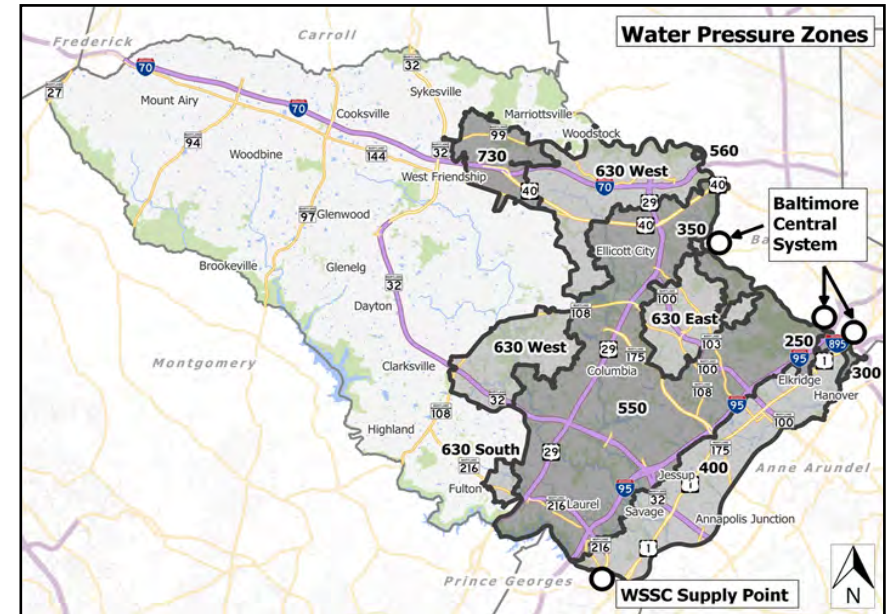
### Project Schedule

Ongoing program

### Operating Budget Impact

None.

FY2023 Bonds - Annual Debt Service Payment	0
FY2023 Bonds - 20-Year Total Debt Service Payment	0
Total Project Bonds - Annual Debt Service Payment	22,906
Total Project Bonds - 20-Year Total Debt Service Payment	458,129



### Explanation of Changes

None.

# Fiscal 2023 Capital Budget

# WATER PROJECTS

## Project: W8218-WATER CONTINGENCY FUND

(In Thousands)	Five Year Capital Program										Master Plan			
	Prior Appr.	FY2023 Budget	Appr. Total	Fiscal 2024	Fiscal 2025	Fiscal 2026	Fiscal 2027	Fiscal 2028	Sub Total	Fiscal 2029	Fiscal 2030	Fiscal 2031	Fiscal 2032	Total Project
PLANS & ENGINEERING	0	0	0	0	0	0	0	0	0	0	0	0	0	0
CONSTRUCTION	4,650	0	4,650	0	0	0	0	0	0	0	0	0	0	4,650
ADMINISTRATION	0	0	0	0	0	0	0	0	0	0	0	0	0	0
<b>Total Expenditures</b>	<b>4,650</b>	<b>0</b>	<b>4,650</b>	<b>0</b>	<b>0</b>	<b>0</b>	<b>0</b>	<b>0</b>	<b>0</b>	<b>0</b>	<b>0</b>	<b>0</b>	<b>0</b>	<b>4,650</b>
UTILITY CASH	1,265	0	1,265	0	0	0	0	0	0	0	0	0	0	1,265
DEVELOPER CONTRIBUTION	3,000	0	3,000	0	0	0	0	0	0	0	0	0	0	3,000
METRO DISTRICT BOND	300	0	300	0	0	0	0	0	0	0	0	0	0	300
OTHER SOURCES	85	0	85	0	0	0	0	0	0	0	0	0	0	85
<b>Total Funding</b>	<b>4,650</b>	<b>0</b>	<b>4,650</b>	<b>0</b>	<b>0</b>	<b>0</b>	<b>0</b>	<b>0</b>	<b>0</b>	<b>0</b>	<b>0</b>	<b>0</b>	<b>0</b>	<b>4,650</b>

**\$733,522 spent and encumbered through February 2022**

**\$753,999 spent and encumbered through February 2021**

### Project Status

This project was used as the source of transfers of appropriation for construction of Capital Projects.

Completed FY21 and prior: 1. W8229, Scarlet Oak Drive Water Main Extension; 2. W8223, Cedar Acres Water Main; 3. W8322 Wilde Lake Water Main Rehabilitation

Projects completed FY22: None.

FY 2022 Budget	4,650	0	<b>4,650</b>	0	0	0	0	0	<b>0</b>	0	0	0		<b>4,650</b>
Difference 2022 / 2023	0	0	<b>0</b>	0	0	0	0	0	<b>0</b>	0	0	0	0	<b>0</b>

None.





# Fiscal 2023 Capital Budget

# WATER PROJECTS

## Project: W8220-FY1998 SHARED WATER FACILITY IMPROVEMENTS

(In Thousands)	Five Year Capital Program										Master Plan			
	Prior Appr.	FY2023 Budget	Appr. Total	Fiscal 2024	Fiscal 2025	Fiscal 2026	Fiscal 2027	Fiscal 2028	Sub Total	Fiscal 2029	Fiscal 2030	Fiscal 2031	Fiscal 2032	Total Project
PLANS & ENGINEERING	1,140	0	1,140	0	0	0	0	0	0	0	0	0	0	1,140
CONSTRUCTION	13,910	0	13,910	0	0	0	0	0	0	0	0	0	0	13,910
ADMINISTRATION	0	0	0	0	0	0	0	0	0	0	0	0	0	0
<b>Total Expenditures</b>	<b>15,050</b>	<b>0</b>	<b>15,050</b>	<b>0</b>	<b>0</b>	<b>0</b>	<b>0</b>	<b>0</b>	<b>0</b>	<b>0</b>	<b>0</b>	<b>0</b>	<b>0</b>	<b>15,050</b>
UTILITY CASH	11,150	0	11,150	0	0	0	0	0	0	0	0	0	0	11,150
METRO DISTRICT BOND	3,900	0	3,900	0	0	0	0	0	0	0	0	0	0	3,900
<b>Total Funding</b>	<b>15,050</b>	<b>0</b>	<b>15,050</b>	<b>0</b>	<b>0</b>	<b>0</b>	<b>0</b>	<b>0</b>	<b>0</b>	<b>0</b>	<b>0</b>	<b>0</b>	<b>0</b>	<b>15,050</b>

**\$13,927,428 spent and encumbered through February 2022**

**\$13,829,160 spent and encumbered through February 2021**

### Project Status

Completed FY20 and prior: 1. Hillen|Ashburton Transmission Main and Pumping Station; 2. Hillen|Ashburton 64 - inch Bypass Main; 3. The Fullerton Filtration Plant Study

Projects completed FY21: Guilford Reservoir (covers) are under construction

FY 2022 Budget	15,050	0	<b>15,050</b>	0	0	0	0	0	<b>0</b>	0	0	0		<b>15,050</b>
Difference 2022 / 2023	0	0	<b>0</b>	0	0	0	0	0	<b>0</b>	0	0	0	0	<b>0</b>

None.

## Project: W8262-FY2004 GUILFORD ELEVATED WATER TANK

### Description

A project for the design and construction of a 2.5 million gallon elevated water storage tank, access roadway and related tank utilities. The new tank will serve the elevation 400 water zone.

### Justification

The project was initiated by the Department of Public Works in response to the needs of the County's approved Master Plan for Water and Sewerage. The elevated water tank is required in order to stabilize the pressures in the 400 water zone and meet the future water needs of the area.

### Remarks

The project was brought before the Public Works Board on December 10, 2002.

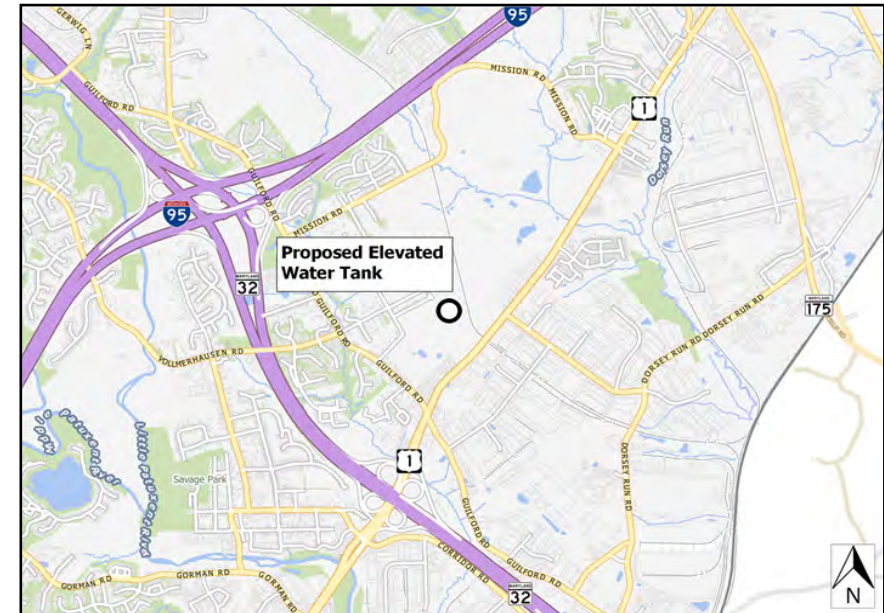
### Project Schedule

FY23 - Construction.  
 FY24 - Construction. Project Complete  
 FY25 - Close.

### Operating Budget Impact

\$50,000 per year represents the cost of operation and maintenance of the tank.

FY2023 Bonds - Annual Debt Service Payment	0
FY2023 Bonds - 20-Year Total Debt Service Payment	0
Total Project Bonds - Annual Debt Service Payment	496,306
Total Project Bonds - 20-Year Total Debt Service Payment	9,926,118



### Explanation of Changes

None.

# Fiscal 2023 Capital Budget

# WATER PROJECTS

## Project: W8262-FY2004 GUILFORD ELEVATED WATER TANK

(In Thousands)	Five Year Capital Program										Master Plan			
	Prior Appr.	FY2023 Budget	Appr. Total	Fiscal 2024	Fiscal 2025	Fiscal 2026	Fiscal 2027	Fiscal 2028	Sub Total	Fiscal 2029	Fiscal 2030	Fiscal 2031	Fiscal 2032	Total Project
PLANS & ENGINEERING	1,795	0	1,795	0	0	0	0	0	0	0	0	0	0	1,795
LAND ACQUISITION	0	0	0	0	0	0	0	0	0	0	0	0	0	0
CONSTRUCTION	15,920	0	15,920	0	0	0	0	0	0	0	0	0	0	15,920
ADMINISTRATION	25	0	25	0	0	0	0	0	0	0	0	0	0	25
<b>Total Expenditures</b>	<b>17,740</b>	<b>0</b>	<b>17,740</b>	<b>0</b>	<b>0</b>	<b>0</b>	<b>0</b>	<b>0</b>	<b>0</b>	<b>0</b>	<b>0</b>	<b>0</b>	<b>0</b>	<b>17,740</b>
UTILITY CASH	11,240	0	11,240	0	0	0	0	0	0	0	0	0	0	11,240
METRO DISTRICT BOND	6,500	0	6,500	0	0	0	0	0	0	0	0	0	0	6,500
<b>Total Funding</b>	<b>17,740</b>	<b>0</b>	<b>17,740</b>	<b>0</b>	<b>0</b>	<b>0</b>	<b>0</b>	<b>0</b>	<b>0</b>	<b>0</b>	<b>0</b>	<b>0</b>	<b>0</b>	<b>17,740</b>

**\$6,616,516 spent and encumbered through February 2022**

**\$7,124,581 spent and encumbered through February 2021**

### Project Status

Construction began in Summer 2021 and will continue through 2023.

FY 2022 Budget	17,740	0	<b>17,740</b>	0	0	0	0	0	<b>0</b>	0	0	0		<b>17,740</b>
Difference 2022 / 2023	0	0	<b>0</b>	0	0	0	0	0	<b>0</b>	0	0	0	0	<b>0</b>

None.

## Project: W8274-FY 2007 SCADA SYSTEM UPGRADE

### Description

A project to upgrade the Supervisory Control and Data Acquisition System (SCADA) at the Bureau of Utilities Operations building and all remote sites. The upgrade will transform the current fixed telephone-based system into a multi-user, web-based system that allows for enhanced system controls and operation from both the Utilities Operation Center and the LPWRP.

### Justification

The existing SCADA system was originally installed in 1993 and upgraded in 1998. The present system allows for point-to-point communication and control over leased telephone lines. A web-based system will allow for each remote terminal unit to have a high-speed internet connection that can be accessed from individual desktop units for superior monitoring. In addition, there will be a reduction in the leased line telephone costs.

### Remarks

This project will be managed by the Bureau of Utilities. Improvements include:

1. Remote web access for better monitoring, control and maintenance of the SCADA system;
2. Older RTUs that were not replaced under Phase I of this project will be upgraded;
3. Phase III includes replacement|upgrade of buried copper telephone service lines from the property line to the water|sewer facility as part of a fiber optic upgrade to connect with the new County system.

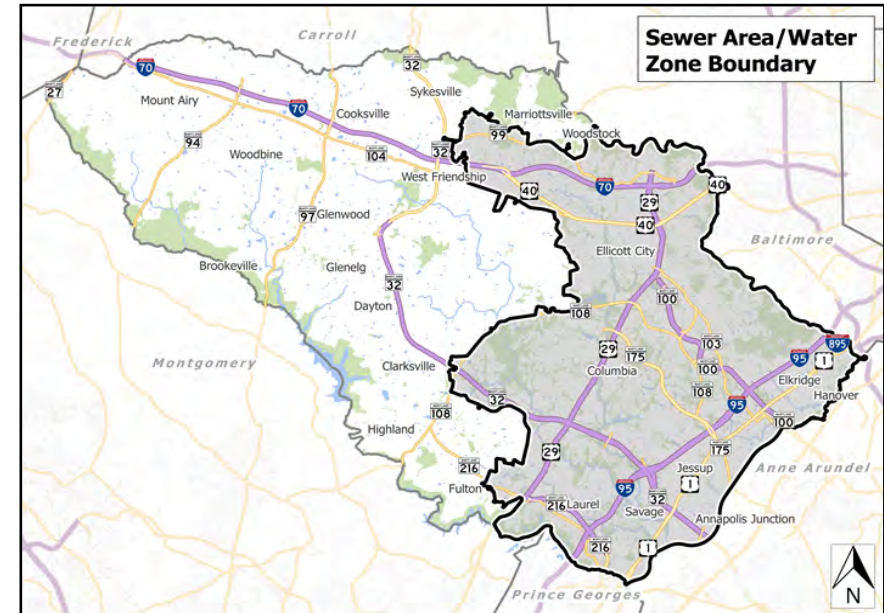
### Project Schedule

Ongoing program  
 FY23-FY25 - As network is constructed, add sewer and water pumping stations yearly.  
 FY23 Projects - Reservoir Overlook SPS; Ice Crystal Drive SPS; North Laurel SPS; Route 32 WPS.

### Operating Budget Impact

No Operating Impact

FY2023 Bonds - Annual Debt Service Payment	0
FY2023 Bonds - 20-Year Total Debt Service Payment	0
Total Project Bonds - Annual Debt Service Payment	0
Total Project Bonds - 20-Year Total Debt Service Payment	0



### Explanation of Changes

None.

# Fiscal 2023 Capital Budget

# WATER PROJECTS

## Project: W8274-FY 2007 SCADA SYSTEM UPGRADE

(In Thousands)	Five Year Capital Program										Master Plan			
	Prior Appr.	FY2023 Budget	Appr. Total	Fiscal 2024	Fiscal 2025	Fiscal 2026	Fiscal 2027	Fiscal 2028	Sub Total	Fiscal 2029	Fiscal 2030	Fiscal 2031	Fiscal 2032	Total Project
PLANS & ENGINEERING	250	0	250	0	0	0	0	0	0	0	0	0	0	250
LAND ACQUISITION	0	0	0	0	0	0	0	0	0	0	0	0	0	0
CONSTRUCTION	4,700	0	4,700	0	0	0	0	0	0	0	0	0	0	4,700
ADMINISTRATION	115	0	115	0	0	0	0	0	0	0	0	0	0	115
EQUIPMENT & FURNISHINGS	1,900	0	1,900	0	0	0	0	0	0	0	0	0	0	1,900
<b>Total Expenditures</b>	<b>6,965</b>	<b>0</b>	<b>6,965</b>	<b>0</b>	<b>0</b>	<b>0</b>	<b>0</b>	<b>0</b>	<b>0</b>	<b>0</b>	<b>0</b>	<b>0</b>	<b>0</b>	<b>6,965</b>
UTILITY CASH	6,965	0	6,965	0	0	0	0	0	0	0	0	0	0	6,965
<b>Total Funding</b>	<b>6,965</b>	<b>0</b>	<b>6,965</b>	<b>0</b>	<b>0</b>	<b>0</b>	<b>0</b>	<b>0</b>	<b>0</b>	<b>0</b>	<b>0</b>	<b>0</b>	<b>0</b>	<b>6,965</b>

**\$3,384,373 spent and encumbered through February 2022**

**\$3,040,591 spent and encumbered through February 2021**

### Project Status

Completed FY21 and prior: 1). 24 stations converted to cellular and 19 stations converted to ICBN fiber network; in addition, ICBN fiber is installed but not active at 4 stations. 2). 47 leased telephone lines (copper services) converted to either ICBN fiber or cellular communication.

Completed FY22: 1). Route 40 Meter #1; Route 40 Meter #2; Hollield PRV and Hollified SPS added to cellular network. 2). ICBN fiber installed but not active at Chestnut Hills WPS, Fulton EST and Route 216 WPS. 3). Cellular network converted to the more secure FirstNet network,

FY 2022 Budget	6,965	0	<b>6,965</b>	0	0	0	0	0	<b>0</b>	0	0	0		<b>6,965</b>
Difference 2022 / 2023	0	0	<b>0</b>	0	0	0	0	0	<b>0</b>	0	0	0	0	<b>0</b>

None.

## Project: W8300-FY2011 LEVERING AVENUE WATER MAIN

### Description

A project for the design and construction of 6,350 LF of 12-inch water main from Gun Road in the Patapsco State Park in Baltimore County to Levering Avenue in Howard County to US1.

### Justification

The water demands in the elevation 400 zone are operating under very high pressure in the existing old (1934) cast iron water main. The proposed 12-inch transmission main will increase the reliability of the water supply in the 400 zone. The improvement is required under the 2008 Howard County Master Plan for Water and Sewerage and is needed to provide for adequate domestic water supply and fire protection.

### Remarks

1. The project was brought before the Public Works Board on December 10, 2008 and January 12, 2010.
2. The water main within the Patapsco State Park was constructed in 1935 and is the feed to the Howard County Gun Road Water Supply from Baltimore County. The Department of Natural Resources (DNR) has informed Howard County that the water main within the park has had several failures and presents a hazard to the park. DNR is requiring that the water main through the Park be repaired or replaced.

### Project Schedule

FY23 - Construction. Project Complete. Close.

### Operating Budget Impact

\$9,500 represents the cost of operation and maintenance of the water main.

FY2023 Bonds - Annual Debt Service Payment	0
FY2023 Bonds - 20-Year Total Debt Service Payment	0
Total Project Bonds - Annual Debt Service Payment	320,385
Total Project Bonds - 20-Year Total Debt Service Payment	6,407,691



### Explanation of Changes

None.

# Fiscal 2023 Capital Budget

# WATER PROJECTS

## Project: W8300-FY2011 LEVERING AVENUE WATER MAIN

(In Thousands)	Five Year Capital Program										Master Plan			
	Prior Appr.	FY2023 Budget	Appr. Total	Fiscal 2024	Fiscal 2025	Fiscal 2026	Fiscal 2027	Fiscal 2028	Sub Total	Fiscal 2029	Fiscal 2030	Fiscal 2031	Fiscal 2032	Total Project
PLANS & ENGINEERING	706	0	706	0	0	0	0	0	0	0	0	0	0	706
LAND ACQUISITION	200	0	200	0	0	0	0	0	0	0	0	0	0	200
CONSTRUCTION	3,820	0	3,820	0	0	0	0	0	0	0	0	0	0	3,820
ADMINISTRATION	20	0	20	0	0	0	0	0	0	0	0	0	0	20
<b>Total Expenditures</b>	<b>4,746</b>	<b>0</b>	<b>4,746</b>	<b>0</b>	<b>0</b>	<b>0</b>	<b>0</b>	<b>0</b>	<b>0</b>	<b>0</b>	<b>0</b>	<b>0</b>	<b>0</b>	<b>4,746</b>
UTILITY CASH	550	0	550	0	0	0	0	0	0	0	0	0	0	550
METRO DISTRICT BOND	4,196	0	4,196	0	0	0	0	0	0	0	0	0	0	4,196
<b>Total Funding</b>	<b>4,746</b>	<b>0</b>	<b>4,746</b>	<b>0</b>	<b>0</b>	<b>0</b>	<b>0</b>	<b>0</b>	<b>0</b>	<b>0</b>	<b>0</b>	<b>0</b>	<b>0</b>	<b>4,746</b>

**\$3,367,790 spent and encumbered through February 2022**

**\$3,367,654 spent and encumbered through February 2021**

### Project Status

Water main construction within Patapsco State Park, River Road and Levering Avenue is complete. Patapsco River Crossing under construction.

FY 2022 Budget	4,746	0	<b>4,746</b>	0	0	0	0	0	<b>0</b>	0	0	0		<b>4,746</b>
Difference 2022 / 2023	0	0	<b>0</b>	0	0	0	0	0	<b>0</b>	0	0	0	0	<b>0</b>

None.



## Project: W8303-FY2018 ANDERSON AVE MOUND STREET WATER MAIN

### Description

A project for the design and construction of 1,000 LF of 12-inch water main along Anderson Avenue from Mound Street to Hanover Road.

### Justification

Projected water demands have indicated that a secondary water main loop will be required to provide adequate flows and pressures for the area. The improvement is required under the Howard County Master Plan for Water and Sewerage and is needed to provide for adequate domestic water supply and fire protection.

### Remarks

1. The project was brought before the Public Works Board on January 13, 2009.
2. Project schedule revised from FY14 to FY18 to reflect Master Plan priority.
3. Title changed FY2019 to clarify project location.

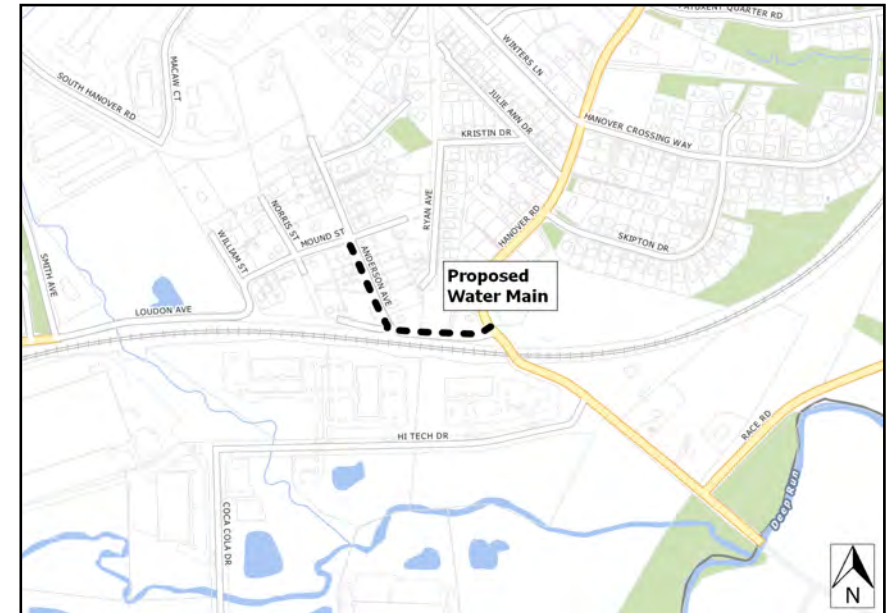
### Project Schedule

FY23 - Close.

### Operating Budget Impact

\$4,500 represents the cost of operation and maintenance of the water main.

FY2023 Bonds - Annual Debt Service Payment	0
FY2023 Bonds - 20-Year Total Debt Service Payment	0
Total Project Bonds - Annual Debt Service Payment	78,264
Total Project Bonds - 20-Year Total Debt Service Payment	1,565,273



### Explanation of Changes

None.



# Fiscal 2023 Capital Budget

# WATER PROJECTS

## Project: W8303-FY2018 ANDERSON AVE MOUND STREET WATER MAIN

(In Thousands)	Five Year Capital Program										Master Plan			
	Prior Appr.	FY2023 Budget	Appr. Total	Fiscal 2024	Fiscal 2025	Fiscal 2026	Fiscal 2027	Fiscal 2028	Sub Total	Fiscal 2029	Fiscal 2030	Fiscal 2031	Fiscal 2032	Total Project
PLANS & ENGINEERING	220	0	220	0	0	0	0	0	0	0	0	0	0	220
LAND ACQUISITION	15	0	15	0	0	0	0	0	0	0	0	0	0	15
CONSTRUCTION	780	0	780	0	0	0	0	0	0	0	0	0	0	780
ADMINISTRATION	10	0	10	0	0	0	0	0	0	0	0	0	0	10
<b>Total Expenditures</b>	<b>1,025</b>	<b>0</b>	<b>1,025</b>	<b>0</b>	<b>0</b>	<b>0</b>	<b>0</b>	<b>0</b>	<b>0</b>	<b>0</b>	<b>0</b>	<b>0</b>	<b>0</b>	<b>1,025</b>
METRO DISTRICT BOND	1,025	0	1,025	0	0	0	0	0	0	0	0	0	0	1,025
<b>Total Funding</b>	<b>1,025</b>	<b>0</b>	<b>1,025</b>	<b>0</b>	<b>0</b>	<b>0</b>	<b>0</b>	<b>0</b>	<b>0</b>	<b>0</b>	<b>0</b>	<b>0</b>	<b>0</b>	<b>1,025</b>

**\$942,198 spent and encumbered through February 2022**

**\$904,555 spent and encumbered through February 2021**

### Project Status

Project is complete.

FY 2022 Budget	1,025	0	<b>1,025</b>	0	0	0	0	0	<b>0</b>	0	0	0	0	<b>1,025</b>
Difference 2022 / 2023	0	0	<b>0</b>	0	0	0	0	0	<b>0</b>	0	0	0	0	<b>0</b>

None.

## Project: W8304-FY2015 COLUMBIA WATER PUMPING STATION IMPROVEMENTS

### Description

A project to upgrade the Columbia Water Pumping Station.

### Justification

The project will upgrade and increase the pumping capacity at the Columbia Water Pumping Station by upgrading pumps, motors and station controls. The improvement is required under the Howard County Master Plan for Water and Sewerage and is needed to provide for adequate domestic water supply and fire protection to meet the anticipated increased demands in the 630 water zone.

### Remarks

1. The project was brought before the Public Works Board on January 13, 2009.
2. Request represents the latest Engineering estimate for construction.

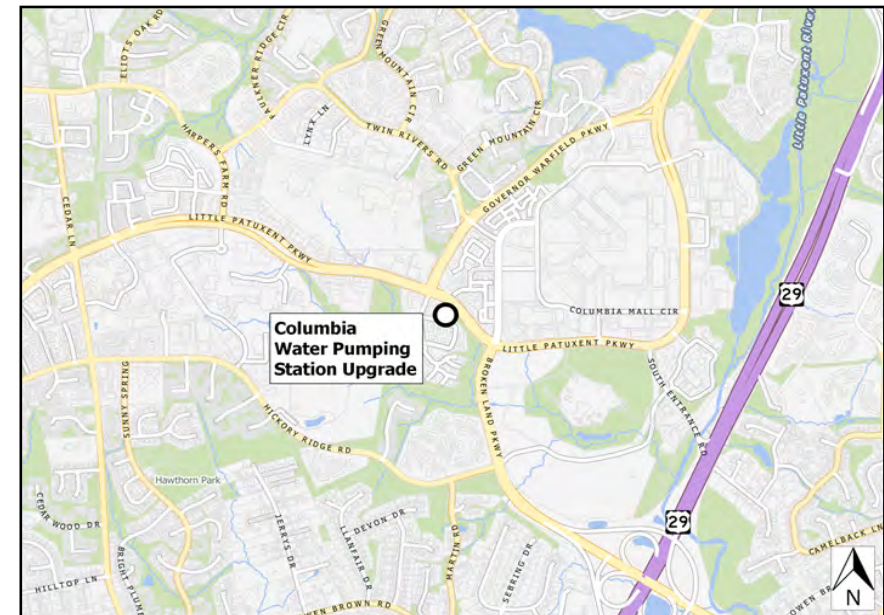
### Project Schedule

- FY23 - Construction.
- FY24 - Project complete.
- FY25 - Close.

### Operating Budget Impact

\$50,000 represents the additional cost of operation and maintenance of the station.

FY2023 Bonds - Annual Debt Service Payment	76,355
FY2023 Bonds - 20-Year Total Debt Service Payment	1,527,095
Total Project Bonds - Annual Debt Service Payment	248,153
Total Project Bonds - 20-Year Total Debt Service Payment	4,963,059



### Explanation of Changes

None.

# Fiscal 2023 Capital Budget

# WATER PROJECTS

## Project: W8304-FY2015 COLUMBIA WATER PUMPING STATION IMPROVEMENTS

(In Thousands)	Five Year Capital Program										Master Plan			
	Prior Appr.	FY2023 Budget	Appr. Total	Fiscal 2024	Fiscal 2025	Fiscal 2026	Fiscal 2027	Fiscal 2028	Sub Total	Fiscal 2029	Fiscal 2030	Fiscal 2031	Fiscal 2032	Total Project
PLANS & ENGINEERING	480	0	480	0	0	0	0	0	0	0	0	0	0	480
CONSTRUCTION	2,750	1,000	3,750	0	0	0	0	0	0	0	0	0	0	3,750
ADMINISTRATION	30	0	30	0	0	0	0	0	0	0	0	0	0	30
<b>Total Expenditures</b>	<b>3,260</b>	<b>1,000</b>	<b>4,260</b>	<b>0</b>	<b>0</b>	<b>0</b>	<b>0</b>	<b>0</b>	<b>0</b>	<b>0</b>	<b>0</b>	<b>0</b>	<b>0</b>	<b>4,260</b>
METRO DISTRICT BOND	2,250	1,000	3,250	0	0	0	0	0	0	0	0	0	0	3,250
IN-AID of CONSTRUCT UTILITIES	1,010	0	1,010	0	0	0	0	0	0	0	0	0	0	1,010
<b>Total Funding</b>	<b>3,260</b>	<b>1,000</b>	<b>4,260</b>	<b>0</b>	<b>0</b>	<b>0</b>	<b>0</b>	<b>0</b>	<b>0</b>	<b>0</b>	<b>0</b>	<b>0</b>	<b>0</b>	<b>4,260</b>

**\$321,494 spent and encumbered through February 2022**

**\$321,488 spent and encumbered through February 2021**

### Project Status

Project construction will begin in Summer 2022.

FY 2022 Budget	3,260	0	<b>3,260</b>	0	0	0	0	0	<b>0</b>	0	0	0		<b>3,260</b>
Difference 2022 / 2023	0	1,000	<b>1,000</b>	0	0	0	0	0	<b>0</b>	0	0	0	0	<b>1,000</b>

Request represents the latest Engineering estimate for construction.

## Project: W8309-FY2014 MISSION ROAD WATER MAIN LOOP

### Description

A project for the design and construction of 4,500 LF of 12-inch water main along Mission Road to Columbia Gateway Drive.

### Justification

The project will complete the loop of the elevation 550 water zone along the I-95 corridor. The improvement is required under the Howard County Master Plan for Water and Sewerage and is needed to provide for adequate domestic water supply and fire protection.

### Remarks

1. The project was brought before the Public Works Board on January 13, 2009.
2. Project schedule revised from FY22 to FY24 due to the need to loop the water system to provide for adequate fire protection.

### Project Schedule

FY23 - Land Acquisition, Construction, project complete.  
 FY24 - Close.

### Operating Budget Impact

\$6,705 represents the cost of operation and maintenance of the water main.

FY2023 Bonds - Annual Debt Service Payment	0
FY2023 Bonds - 20-Year Total Debt Service Payment	0
Total Project Bonds - Annual Debt Service Payment	244,335
Total Project Bonds - 20-Year Total Debt Service Payment	4,886,704



### Explanation of Changes

None.

# Fiscal 2023 Capital Budget

# WATER PROJECTS

## Project: W8309-FY2014 MISSION ROAD WATER MAIN LOOP

(In Thousands)	Five Year Capital Program										Master Plan			
	Prior Appr.	FY2023 Budget	Appr. Total	Fiscal 2024	Fiscal 2025	Fiscal 2026	Fiscal 2027	Fiscal 2028	Sub Total	Fiscal 2029	Fiscal 2030	Fiscal 2031	Fiscal 2032	Total Project
PLANS & ENGINEERING	250	0	250	0	0	0	0	0	0	0	0	0	0	250
LAND ACQUISITION	400	0	400	0	0	0	0	0	0	0	0	0	0	400
CONSTRUCTION	2,540	0	2,540	0	0	0	0	0	0	0	0	0	0	2,540
ADMINISTRATION	10	0	10	0	0	0	0	0	0	0	0	0	0	10
<b>Total Expenditures</b>	<b>3,200</b>	<b>0</b>	<b>3,200</b>	<b>0</b>	<b>0</b>	<b>0</b>	<b>0</b>	<b>0</b>	<b>0</b>	<b>0</b>	<b>0</b>	<b>0</b>	<b>0</b>	<b>3,200</b>
METRO DISTRICT BOND	3,200	0	3,200	0	0	0	0	0	0	0	0	0	0	3,200
<b>Total Funding</b>	<b>3,200</b>	<b>0</b>	<b>3,200</b>	<b>0</b>	<b>0</b>	<b>0</b>	<b>0</b>	<b>0</b>	<b>0</b>	<b>0</b>	<b>0</b>	<b>0</b>	<b>0</b>	<b>3,200</b>

**\$498,383 spent and encumbered through February 2022**

**\$493,383 spent and encumbered through February 2021**

### Project Status

Project is under construction.

FY 2022 Budget	3,200	0	<b>3,200</b>	0	0	0	0	0	<b>0</b>	0	0	0		<b>3,200</b>
Difference 2022 / 2023	0	0	<b>0</b>	0	0	0	0	0	<b>0</b>	0	0	0	0	<b>0</b>

None.

## Project: W8322-FY2013 WILDE LAKE WATER MAIN STUDY and REHABILITATION

### Description

A project to determine the condition of 44,000 feet of water main in the Wilde Lake area and to perform necessary repairs or replacements.

### Justification

There have been over 35 water main breaks in the Wilde Lake area. A preliminary study of the water mains in the Wilde Lake area has determined that the cast iron water mains may be subject to corrosion due to stray currents from gas mains and the low resistivity soils in the area, causing corrosion pitting and failure of the iron pipe.

### Remarks

1. The project was brought before the Public Works Board on December 13, 2011.
2. Study is complete.
3. Rehabilitation of corroded areas is ongoing.

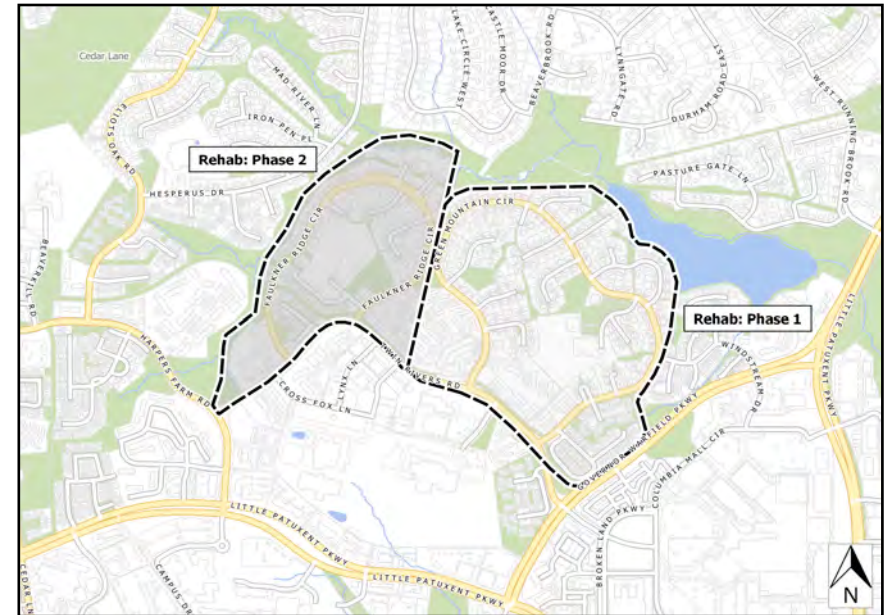
### Project Schedule

FY23 - Project complete. Project Close.

### Operating Budget Impact

The cost of operation and maintenance will be reduced by the reduction of main breaks in this area.

FY2023 Bonds - Annual Debt Service Payment	0
FY2023 Bonds - 20-Year Total Debt Service Payment	0
Total Project Bonds - Annual Debt Service Payment	1,086,910
Total Project Bonds - 20-Year Total Debt Service Payment	21,738,199



### Explanation of Changes

None.

# Fiscal 2023 Capital Budget

# WATER PROJECTS

## Project: W8322-FY2013 WILDE LAKE WATER MAIN STUDY and REHABILITATION

(In Thousands)	Five Year Capital Program										Master Plan			
	Prior Appr.	FY2023 Budget	Appr. Total	Fiscal 2024	Fiscal 2025	Fiscal 2026	Fiscal 2027	Fiscal 2028	Sub Total	Fiscal 2029	Fiscal 2030	Fiscal 2031	Fiscal 2032	Total Project
PLANS & ENGINEERING	1,335	0	1,335	0	0	0	0	0	0	0	0	0	0	1,335
LAND ACQUISITION	0	0	0	0	0	0	0	0	0	0	0	0	0	0
CONSTRUCTION	12,850	0	12,850	0	0	0	0	0	0	0	0	0	0	12,850
ADMINISTRATION	50	0	50	0	0	0	0	0	0	0	0	0	0	50
<b>Total Expenditures</b>	<b>14,235</b>	<b>0</b>	<b>14,235</b>	<b>0</b>	<b>0</b>	<b>0</b>	<b>0</b>	<b>0</b>	<b>0</b>	<b>0</b>	<b>0</b>	<b>0</b>	<b>0</b>	<b>14,235</b>
METRO DISTRICT BOND	14,235	0	14,235	0	0	0	0	0	0	0	0	0	0	14,235
<b>Total Funding</b>	<b>14,235</b>	<b>0</b>	<b>14,235</b>	<b>0</b>	<b>0</b>	<b>0</b>	<b>0</b>	<b>0</b>	<b>0</b>	<b>0</b>	<b>0</b>	<b>0</b>	<b>0</b>	<b>14,235</b>

**\$12,438,243 spent and encumbered through February 2022**

**\$12,478,711 spent and encumbered through February 2021**

### Project Status

Completed FY21 and prior: Piloting of new rehabilitation techniques; Phase 1 construction; Phase 2 design.

Completed FY22: Phase 2 under construction.

FY 2022 Budget	14,235	0	<b>14,235</b>	0	0	0	0	0	<b>0</b>	0	0	0		<b>14,235</b>
Difference 2022 / 2023	0	0	<b>0</b>	0	0	0	0	0	<b>0</b>	0	0	0	0	<b>0</b>

None.



## Project: W8324-FY2014 WATER SYSTEM LOOPING FIRE PROTECTION UPGRADE

### Description

A project for the design and construction of various water system upgrades and improvements to meet County standards for water system redundancy, pressure and flow rates requirements for fire protection.

### Justification

Howard County standards require a 1,500 gallon per minute (gpm) fire flow rate with a 20-psi residual pressure for residential multi-family, commercial, industrial, educational and institutional areas. As development occurs and water use increases, certain areas within the County may require additional water supply loops to maintain the required pressure and flow rates to meet fire protection requirements. The project will provide for minor water main extensions to meet water system requirements.

### Remarks

1. Each new project for water system upgrades required for redundancy, pressure or flow will be brought before the Public Works Board for consideration and approval.
2. The project was brought before the Public Works Board on December 11, 2012.
3. Request represents advancement of funds in the capital program.

### Project Schedule

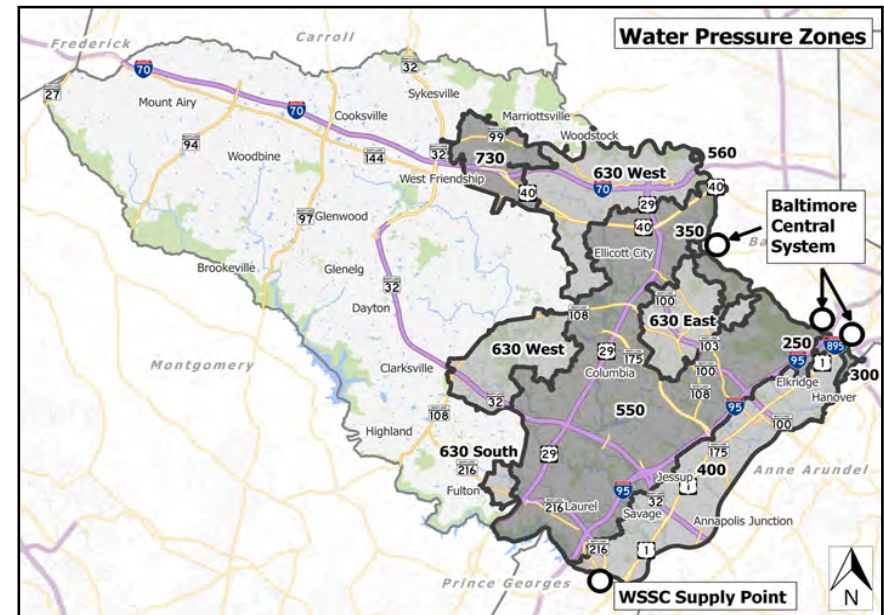
Ongoing program

FY23 - Anne Arundel County Emergency Loop @ Whiskey Bottom Road.

### Operating Budget Impact

The annual cost of operation and maintenance of the water mains is \$1,200.

FY2023 Bonds - Annual Debt Service Payment	122,931
FY2023 Bonds - 20-Year Total Debt Service Payment	2,458,623
Total Project Bonds - Annual Debt Service Payment	532,193
Total Project Bonds - 20-Year Total Debt Service Payment	10,643,853



### Explanation of Changes

None.



# Fiscal 2023 Capital Budget

# WATER PROJECTS

## Project: W8324-FY2014 WATER SYSTEM LOOPING FIRE PROTECTION UPGRADE

(In Thousands)	Five Year Capital Program									Master Plan				
	Prior Appr.	FY2023 Budget	Appr. Total	Fiscal 2024	Fiscal 2025	Fiscal 2026	Fiscal 2027	Fiscal 2028	Sub Total	Fiscal 2029	Fiscal 2030	Fiscal 2031	Fiscal 2032	Total Project
PLANS & ENGINEERING	560	500	1,060	300	0	0	0	0	300	0	0	0	0	1,360
LAND ACQUISITION	460	100	560	50	0	0	0	0	50	0	0	0	0	610
CONSTRUCTION	2,450	1,000	3,450	1,500	0	0	0	0	1,500	0	0	0	0	4,950
ADMINISTRATION	30	10	40	10	0	0	0	0	10	0	0	0	0	50
<b>Total Expenditures</b>	<b>3,500</b>	<b>1,610</b>	<b>5,110</b>	<b>1,860</b>	<b>0</b>	<b>0</b>	<b>0</b>	<b>0</b>	<b>1,860</b>	<b>0</b>	<b>0</b>	<b>0</b>	<b>0</b>	<b>6,970</b>
METRO DISTRICT BOND	3,500	1,610	5,110	1,860	0	0	0	0	1,860	0	0	0	0	6,970
<b>Total Funding</b>	<b>3,500</b>	<b>1,610</b>	<b>5,110</b>	<b>1,860</b>	<b>0</b>	<b>0</b>	<b>0</b>	<b>0</b>	<b>1,860</b>	<b>0</b>	<b>0</b>	<b>0</b>	<b>0</b>	<b>6,970</b>

**\$1,318,711 spent and encumbered through February 2022**

**\$1,165,093 spent and encumbered through February 2021**

### Project Status

Completed FY21 and prior: 1. Charter Drive; 2. Corridor Road; 3. Waters Edge; 4. Southern District Police Headquarters; 5. Shaker Drive | Allview

Projects completed FY22: Swan Point Loop.

FY 2022 Budget	3,500	1,610	<b>5,110</b>	1,860	0	0	0	0	<b>1,860</b>	0	0	0		<b>6,970</b>
Difference 2022 / 2023	0	0	<b>0</b>	0	0	0	0	0	<b>0</b>	0	0	0	0	<b>0</b>

None.

## Project: W8325-FY2014 RECLAIMED WATER SYSTEM DEVELOPMENT

### Description

Develop, design, and construct a reclaimed water system to serve various parts of the County with reclaimed water from the LPWRP, or a stand-alone system constructed under this project. This project is to complete and extend the system that was initially constructed under Capital Project S6245, with expansion to other areas of the County's Metro District as customers are identified.

### Justification

The first phase of the County's reclaimed water system was constructed under Capital Project S6245, a project that was initiated for the reduction of nitrogen in the discharge of the LPWRP's effluent by the construction of the Enhanced Nutrient Removal Facilities (ENR) and the initial construction of the Reclaimed Water System. This construction has been completed, and the Maryland Department of the Environment (MDE) has released its regulations for the use of Class IV Effluent (Reclaimed Water). The County's reclaimed water system is ready for additional features to enhance its functionality and expand to meet customer demand.

### Remarks

1. The existing reclaimed water system consists of a pumping station located at the LPWRP, a pumping station and pipeline to Ft Meade, and a reclaimed water pipeline that extends to the property line of the Dreyer's Ice Cream facility.
2. Initial design and construction funded under this project will be to extend a second reclaimed water pipeline from the pumping station to the Guilford Water Storage (GWS) Tank site on US Rt 1 and to upgrade the GWS Tank to accept reclaimed water. Additional pipelines connecting the tank and other potential users in the vicinity are also expected to be constructed as continuing phases of this project.
3. Additional customers may include construction of scalping plants.
4. OTHER SOURCES represents capital contributions from system users.

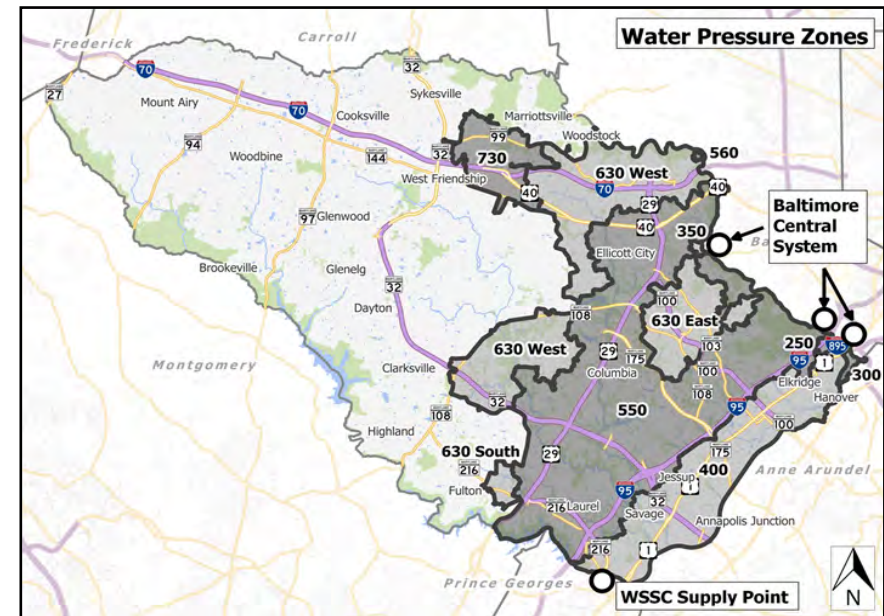
### Project Schedule

- FY23 - Ongoing potential customer development.
- FY24 - Reclaimed system design.
- FY25 - Reclaimed system design and construction of system extensions.

### Operating Budget Impact

The operating costs associated with the operation and maintenance of the Reclaimed Water System will be offset by a Reclaimed Water volumetric rate charge approved by the County Council as part of the annual User Fee charges. Revenues generated are anticipated to offset purchased water and sewage treatment cost increases.

FY2023 Bonds - Annual Debt Service Payment	0
FY2023 Bonds - 20-Year Total Debt Service Payment	0
Total Project Bonds - Annual Debt Service Payment	493,557
Total Project Bonds - 20-Year Total Debt Service Payment	9,871,143



# Fiscal 2023 Capital Budget

# WATER PROJECTS

## Project: W8325-FY2014 RECLAIMED WATER SYSTEM DEVELOPMENT

(In Thousands)	Five Year Capital Program									Master Plan				
	Prior Appr.	FY2023 Budget	Appr. Total	Fiscal 2024	Fiscal 2025	Fiscal 2026	Fiscal 2027	Fiscal 2028	Sub Total	Fiscal 2029	Fiscal 2030	Fiscal 2031	Fiscal 2032	Total Project
PLANS & ENGINEERING	700	0	700	200	0	200	0	0	400	0	0	0	0	1,100
CONSTRUCTION	3,805	0	3,805	695	0	750	0	0	1,445	0	0	0	0	5,250
ADMINISTRATION	123	0	123	23	0	23	0	0	46	0	0	0	0	169
<b>Total Expenditures</b>	<b>4,628</b>	<b>0</b>	<b>4,628</b>	<b>918</b>	<b>0</b>	<b>973</b>	<b>0</b>	<b>0</b>	<b>1,891</b>	<b>0</b>	<b>0</b>	<b>0</b>	<b>0</b>	<b>6,519</b>
METRO DISTRICT BOND	4,573	0	4,573	918	0	973	0	0	1,891	0	0	0	0	6,464
OTHER SOURCES	55	0	55	0	0	0	0	0	0	0	0	0	0	55
<b>Total Funding</b>	<b>4,628</b>	<b>0</b>	<b>4,628</b>	<b>918</b>	<b>0</b>	<b>973</b>	<b>0</b>	<b>0</b>	<b>1,891</b>	<b>0</b>	<b>0</b>	<b>0</b>	<b>0</b>	<b>6,519</b>

**\$445,554 spent and encumbered through February 2022**

**\$313,734 spent and encumbered through February 2021**

### Project Status

Completed FY21 and prior: 1. Reclaimed Water System Master Plan developed; 2. Study performed on scalping plant in Fulton; 3. Alignment Study & Land Acquisition Study for Reclaimed Pipeline to existing Guilford Tank site completed; 4. Master planning for 400 pressure zone reclaimed system. Completed FY22: SCADA and automation upgrades for the Ft. Meade RWPS.

FY 2022 Budget	4,628	918	<b>5,546</b>	973	0	0	0	0	<b>973</b>	0	0	0		<b>6,519</b>
Difference 2022 / 2023	0	(918)	<b>(918)</b>	(55)	0	973	0	0	<b>918</b>	0	0	0	0	<b>0</b>

**Project: W8330-FY2017 OLD COLUMBIA PIKE WATER MAIN REHABILITATION/REPLACEMENT**

**Description**

A project to rehabilitate/replace 9,850 LF of 4-inch, 6-inch and 8-inch diameter water mains in Old Columbia Pike between Montgomery Road (MD Route 103) and Main Street (MD Route 144). Scope includes the study, design and construction necessary to relocate and/or replace defective or inadequate portions of pipeline.

**Justification**

Numerous failures on the water mains installed within the project area have occurred over the past several years. Project area mains are in close proximity to large diameter gas transmission mains which are protected with impressed currents, are located in areas known to have corrosive soils and stray current impacts; each of which are conditions likely to lead to metallic pipe deterioration and/or failure.

**Remarks**

The project was brought before the Public Works Board on December 8, 2015.

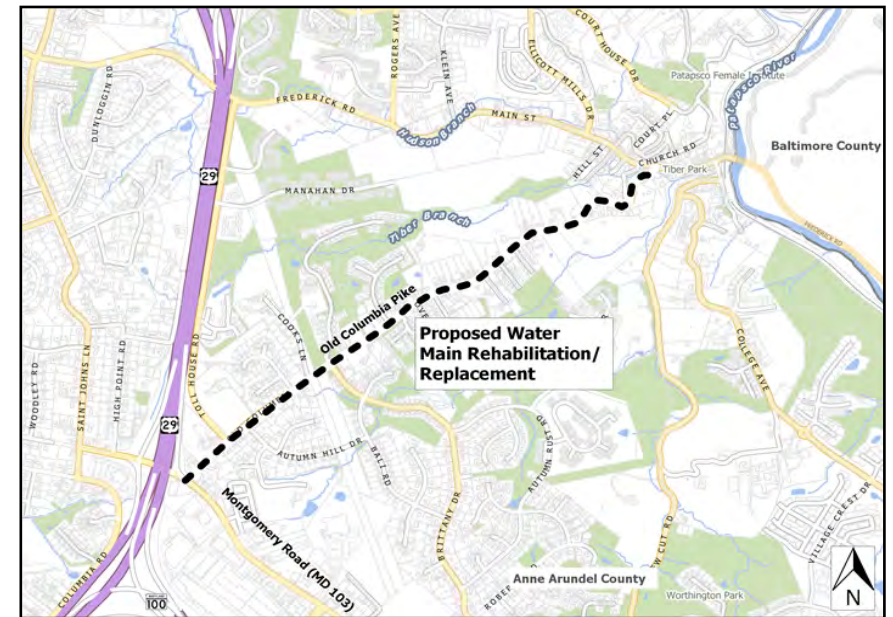
**Project Schedule**

- FY23 - Construction.
- FY24 - Construction.
- FY25 - Project complete. Close.

**Operating Budget Impact**

The cost of operation and maintenance will be reduced by the reduction of main breaks in this area.

FY2023 Bonds - Annual Debt Service Payment	0
FY2023 Bonds - 20-Year Total Debt Service Payment	0
Total Project Bonds - Annual Debt Service Payment	421,096
Total Project Bonds - 20-Year Total Debt Service Payment	8,421,930



**Explanation of Changes**

None.

# Fiscal 2023 Capital Budget

# WATER PROJECTS

## Project: W8330-FY2017 OLD COLUMBIA PIKE WATER MAIN REHABILITATION/REPLACEMENT

(In Thousands)	Five Year Capital Program										Master Plan			
	Prior Appr.	FY2023 Budget	Appr. Total	Fiscal 2024	Fiscal 2025	Fiscal 2026	Fiscal 2027	Fiscal 2028	Sub Total	Fiscal 2029	Fiscal 2030	Fiscal 2031	Fiscal 2032	Total Project
PLANS & ENGINEERING	500	0	500	0	0	0	0	0	0	0	0	0	0	500
CONSTRUCTION	5,000	0	5,000	0	0	0	0	0	0	0	0	0	0	5,000
ADMINISTRATION	15	0	15	0	0	0	0	0	0	0	0	0	0	15
<b>Total Expenditures</b>	<b>5,515</b>	<b>0</b>	<b>5,515</b>	<b>0</b>	<b>0</b>	<b>0</b>	<b>0</b>	<b>0</b>	<b>0</b>	<b>0</b>	<b>0</b>	<b>0</b>	<b>0</b>	<b>5,515</b>
METRO DISTRICT BOND	5,515	0	5,515	0	0	0	0	0	0	0	0	0	0	5,515
<b>Total Funding</b>	<b>5,515</b>	<b>0</b>	<b>5,515</b>	<b>0</b>	<b>0</b>	<b>0</b>	<b>0</b>	<b>0</b>	<b>0</b>	<b>0</b>	<b>0</b>	<b>0</b>	<b>0</b>	<b>5,515</b>

**\$416,767 spent and encumbered through February 2022**

**\$416,444 spent and encumbered through February 2021**

### Project Status

Project under construction.

FY 2022 Budget	5,515	0	<b>5,515</b>	0	0	0	0	0	<b>0</b>	0	0	0		<b>5,515</b>
Difference 2022 / 2023	0	0	<b>0</b>	0	0	0	0	0	<b>0</b>	0	0	0	0	<b>0</b>

None.

## Project: W8333 - FY2021 NORTH LAUREL and SAVAGE AREA WATER SYSTEM IMPROVEMENTS

### Description

A project for the design and construction of water system improvements within the North Laurel and Savage areas. System modeling, condition assessment, engineering and construction will be performed.

### Justification

1. The North Laurel and Savage areas include water mains from the 1960s and have begun to experience breaks at an increasing rate.
2. PlanHoward 2030 emphasized the desire to revitalize the Route 1 corridor. Water main improvements in the North Laurel and Savage area are necessary to support redevelopment and revitalization projects along the Route 1 corridor.

### Remarks

Project brought before the Public Works Board on December 10, 2019.

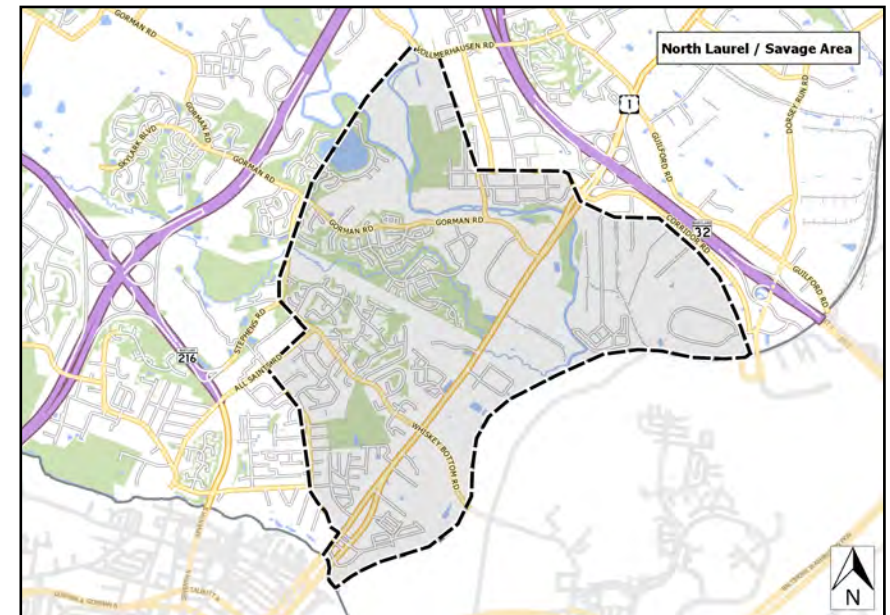
### Project Schedule

FY23 - Construction: Route 1 @ Lynn Buff Court.

### Operating Budget Impact

This project will reduce operating cost, reduce the number of unscheduled and emergency repairs and improve system reliability.

FY2023 Bonds - Annual Debt Service Payment	0
FY2023 Bonds - 20-Year Total Debt Service Payment	0
Total Project Bonds - Annual Debt Service Payment	305,419
Total Project Bonds - 20-Year Total Debt Service Payment	6,108,380



### Explanation of Changes

None.

# Fiscal 2023 Capital Budget

# WATER PROJECTS

## Project: W8333 - FY2021 NORTH LAUREL and SAVAGE AREA WATER SYSTEM IMPROVEMENTS

(In Thousands)	Five Year Capital Program									Master Plan				
	Prior Appr.	FY2023 Budget	Appr. Total	Fiscal 2024	Fiscal 2025	Fiscal 2026	Fiscal 2027	Fiscal 2028	Sub Total	Fiscal 2029	Fiscal 2030	Fiscal 2031	Fiscal 2032	Total Project
PLANS & ENGINEERING	1,000	0	1,000	0	0	0	0	0	0	0	0	0	0	1,000
LAND ACQUISITION	0	0	0	0	0	0	0	0	0	0	0	0	0	0
CONSTRUCTION	3,000	0	3,000	0	0	0	0	0	0	0	0	0	0	3,000
<b>Total Expenditures</b>	<b>4,000</b>	<b>0</b>	<b>4,000</b>	<b>0</b>	<b>0</b>	<b>0</b>	<b>0</b>	<b>0</b>	<b>0</b>	<b>0</b>	<b>0</b>	<b>0</b>	<b>0</b>	<b>4,000</b>
METRO DISTRICT BOND	4,000	0	4,000	0	0	0	0	0	0	0	0	0	0	4,000
<b>Total Funding</b>	<b>4,000</b>	<b>0</b>	<b>4,000</b>	<b>0</b>	<b>0</b>	<b>0</b>	<b>0</b>	<b>0</b>	<b>0</b>	<b>0</b>	<b>0</b>	<b>0</b>	<b>0</b>	<b>4,000</b>

**\$230,707 spent and encumbered through February 2022**

**\$0 spent and encumbered through February 2021**

**Project Status** Route 1 @ Lynn Buff Court area improvements are under construction.

FY 2022 Budget	4,000	0	<b>4,000</b>	0	0	0	0	0	<b>0</b>	0	0	0		<b>4,000</b>
Difference 2022 / 2023	0	0	<b>0</b>	0	0	0	0	0	<b>0</b>	0	0	0	0	<b>0</b>

None.







# Fiscal 2023 Capital Budget

# WATER PROJECTS

## Project: W8334 - FY2027 CLARKSVILLE ELEVATED WATER TANK

(In Thousands)	Five Year Capital Program									Master Plan				
	Prior Appr.	FY2023 Budget	Appr. Total	Fiscal 2024	Fiscal 2025	Fiscal 2026	Fiscal 2027	Fiscal 2028	Sub Total	Fiscal 2029	Fiscal 2030	Fiscal 2031	Fiscal 2032	Total Project
PLANS & ENGINEERING	0	0	0	0	0	0	1,200	0	1,200	0	0	0	0	1,200
CONSTRUCTION	0	0	0	0	0	0	0	0	0	3,800	0	0	0	3,800
<b>Total Expenditures</b>	<b>0</b>	<b>0</b>	<b>0</b>	<b>0</b>	<b>0</b>	<b>0</b>	<b>1,200</b>	<b>0</b>	<b>1,200</b>	<b>3,800</b>	<b>0</b>	<b>0</b>	<b>0</b>	<b>5,000</b>
METRO DISTRICT BOND	0	0	0	0	0	0	1,200	0	1,200	3,800	0	0	0	5,000
<b>Total Funding</b>	<b>0</b>	<b>0</b>	<b>0</b>	<b>0</b>	<b>0</b>	<b>0</b>	<b>1,200</b>	<b>0</b>	<b>1,200</b>	<b>3,800</b>	<b>0</b>	<b>0</b>	<b>0</b>	<b>5,000</b>

**\$0 spent and encumbered through February 2022**

**\$0 spent and encumbered through February 2021**

**Project Status N/A**

FY 2022 Budget	0	0	<b>0</b>	0	0	0	1,200	0	<b>1,200</b>	3,800	0	0		<b>5,000</b>
Difference 2022 / 2023	0	0	<b>0</b>	0	0	0	0	0	<b>0</b>	0	0	0	0	<b>0</b>

None.

## Project: W8335 - FY2021 ELKRIDGE WPS SUCTION LINE REPLACEMENT

### Description

A project to replace 6,500 LF of 36-inch water main in Elkridge, MD. The 36-inch main serves as the suction line to the Elkridge WPS.

### Justification

The Elkridge WPS suction line is part of the Southwest Transmission Main and is a critical component of the Howard County water supply from Baltimore City. The transmission main was constructed in 1974 of prestressed concrete cylinder pipe manufactured by the Interpace Corporation. Pipe from this manufacturer and vintage has a history of failures in Howard County. Previously the County has replaced 6,700 LF of the 22,000 LF 36-inch SWTM that was found to be defective. This project is a continuation of that replacement effort.

### Remarks

Project brought before the Public Works Board on December 10, 2019.

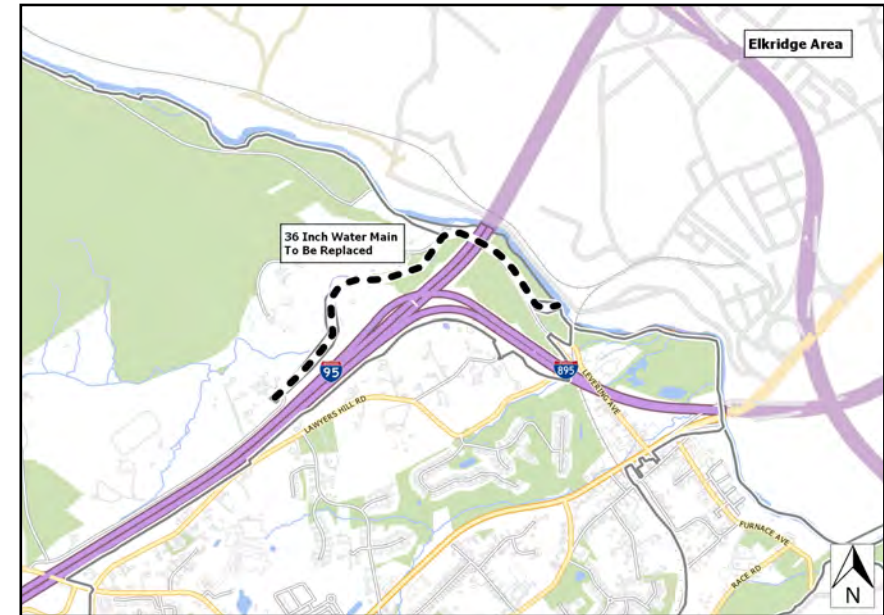
### Project Schedule

- FY23 - Design.
- FY24 - Design, Land Acquisition.
- FY25 - Construction.
- FY26 - Construction, Complete, Close.

### Operating Budget Impact

This program will reduce operating cost, reduce the number of unscheduled and therefore emergency repairs.

FY2023 Bonds - Annual Debt Service Payment	0
FY2023 Bonds - 20-Year Total Debt Service Payment	0
Total Project Bonds - Annual Debt Service Payment	1,221,676
Total Project Bonds - 20-Year Total Debt Service Payment	24,433,522



### Explanation of Changes

None.

# Fiscal 2023 Capital Budget

# WATER PROJECTS

## Project: W8335 - FY2021 ELKRIDGE WPS SUCTION LINE REPLACEMENT

(In Thousands)	Five Year Capital Program										Master Plan			
	Prior Appr.	FY2023 Budget	Appr. Total	Fiscal 2024	Fiscal 2025	Fiscal 2026	Fiscal 2027	Fiscal 2028	Sub Total	Fiscal 2029	Fiscal 2030	Fiscal 2031	Fiscal 2032	Total Project
PLANS & ENGINEERING	1,000	0	1,000	0	0	0	0	0	0	0	0	0	0	1,000
CONSTRUCTION	0	0	0	0	15,000	0	0	0	15,000	0	0	0	0	15,000
<b>Total Expenditures</b>	<b>1,000</b>	<b>0</b>	<b>1,000</b>	<b>0</b>	<b>15,000</b>	<b>0</b>	<b>0</b>	<b>0</b>	<b>15,000</b>	<b>0</b>	<b>0</b>	<b>0</b>	<b>0</b>	<b>16,000</b>
METRO DISTRICT BOND	1,000	0	1,000	0	15,000	0	0	0	15,000	0	0	0	0	16,000
<b>Total Funding</b>	<b>1,000</b>	<b>0</b>	<b>1,000</b>	<b>0</b>	<b>15,000</b>	<b>0</b>	<b>0</b>	<b>0</b>	<b>15,000</b>	<b>0</b>	<b>0</b>	<b>0</b>	<b>0</b>	<b>16,000</b>

**\$196,689 spent and encumbered through February 2022**

**\$196,689 spent and encumbered through February 2021**

**Project Status** Developing complete project scope.

FY 2022 Budget	1,000	15,000	<b>16,000</b>	0	0	0	0	0	<b>0</b>	0	0	0	0	<b>16,000</b>
Difference 2022 / 2023	0	(15,000)	<b>(15,000)</b>	0	15,000	0	0	0	<b>15,000</b>	0	0	0	0	<b>0</b>

Prior budget request adjusted to match anticipated engineering and construction schedule.

## Project: W8336 - FY2023 LONGFELLOW AREA WATER MAIN IMPROVEMENTS

### Description

A project to design and construct water main improvements (19,250 LF of 3 thru 12) within the Longfellow area.

### Justification

The project was initiated by the Department of Public Works. The existing mains were installed in 1967 and are showing increasing signs that they are at the end of their useful life. The frequency of breaks in the area is increasing as well as the severity of the breaks. A targeted corrosion evaluation of the Longfellow area water mains is underway under the asset management program in advance of the more comprehensive condition assessment planned under this capital project.

### Remarks

Project brought before the Public Works Board on December 14, 2021

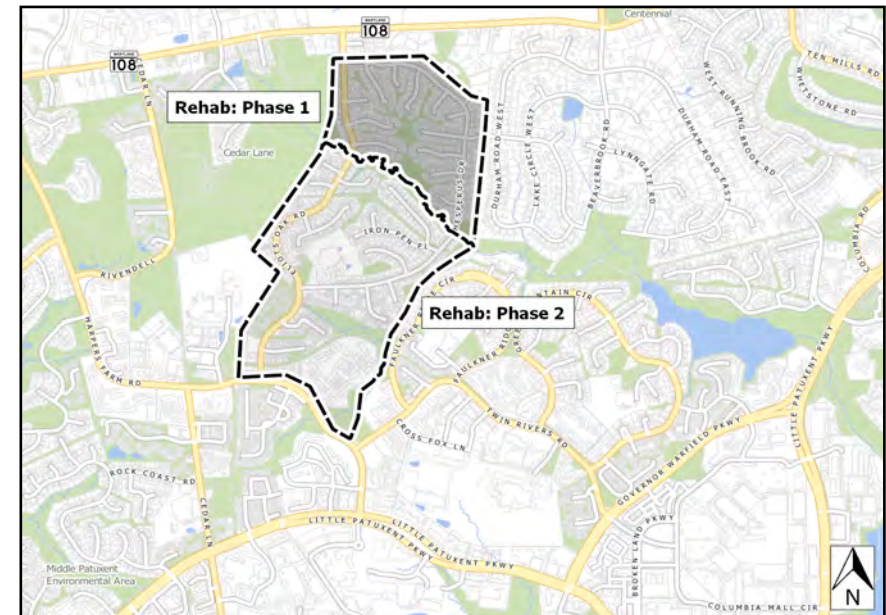
### Project Schedule

FY23 - Study | Design | Construction  
 FY24 - Construction  
 FY25 - Complete, Close

### Operating Budget Impact

The cost of operation and maintenance will be reduced by the reduction of main breaks in this area.

FY2023 Bonds - Annual Debt Service Payment	610,838
FY2023 Bonds - 20-Year Total Debt Service Payment	12,216,761
Total Project Bonds - Annual Debt Service Payment	1,145,321
Total Project Bonds - 20-Year Total Debt Service Payment	22,906,427



### Explanation of Changes

N|A. New capital project.

# Fiscal 2023 Capital Budget

# WATER PROJECTS

## Project: W8336 - FY2023 LONGFELLOW AREA WATER MAIN IMPROVEMENTS

(In Thousands)	Five Year Capital Program										Master Plan			
	Prior Appr.	FY2023 Budget	Appr. Total	Fiscal 2024	Fiscal 2025	Fiscal 2026	Fiscal 2027	Fiscal 2028	Sub Total	Fiscal 2029	Fiscal 2030	Fiscal 2031	Fiscal 2032	Total Project
PLANS & ENGINEERING	0	1,000	1,000	0	0	0	0	0	0	0	0	0	0	1,000
CONSTRUCTION	0	7,000	7,000	7,000	0	0	0	0	7,000	0	0	0	0	14,000
<b>Total Expenditures</b>	<b>0</b>	<b>8,000</b>	<b>8,000</b>	<b>7,000</b>	<b>0</b>	<b>0</b>	<b>0</b>	<b>0</b>	<b>7,000</b>	<b>0</b>	<b>0</b>	<b>0</b>	<b>0</b>	<b>15,000</b>
METRO DISTRICT BOND	0	8,000	8,000	7,000	0	0	0	0	7,000	0	0	0	0	15,000
<b>Total Funding</b>	<b>0</b>	<b>8,000</b>	<b>8,000</b>	<b>7,000</b>	<b>0</b>	<b>0</b>	<b>0</b>	<b>0</b>	<b>7,000</b>	<b>0</b>	<b>0</b>	<b>0</b>	<b>0</b>	<b>15,000</b>

**\$0 spent and encumbered through February 2022**  
**spent and encumbered through February 2021**  
**Project Status** New capital project.

Difference 2022 / 2023	0	8,000	<b>8,000</b>	7,000	0	0	0	0	<b>7,000</b>	0	0	0	0	<b>15,000</b>
------------------------	---	-------	--------------	-------	---	---	---	---	--------------	---	---	---	---	---------------

N/A. New capital project.

# Fiscal 2023 Capital Budget

# WATER PROJECTS

## Project: W8601-FY2016 ACQUISITION CONTINGENCY FUND

### Description

Project funding will be used to resolve easement and rights-of-way issues on water and sewer projects which have been constructed or special quick response projects of a capital nature requiring title research, appraisals and acquisition.

### Justification

This project is provided as a contingency fund for plats, legal fees, title research, appraisal and acquisition on projects that do not have monies funded for this type of work.

### Remarks

1. Land acquisition as required.
2. W8601 replaced Capital Project W8146, Acquisition Contingency Fund, to allow the capitalization of funds spent under W8146.

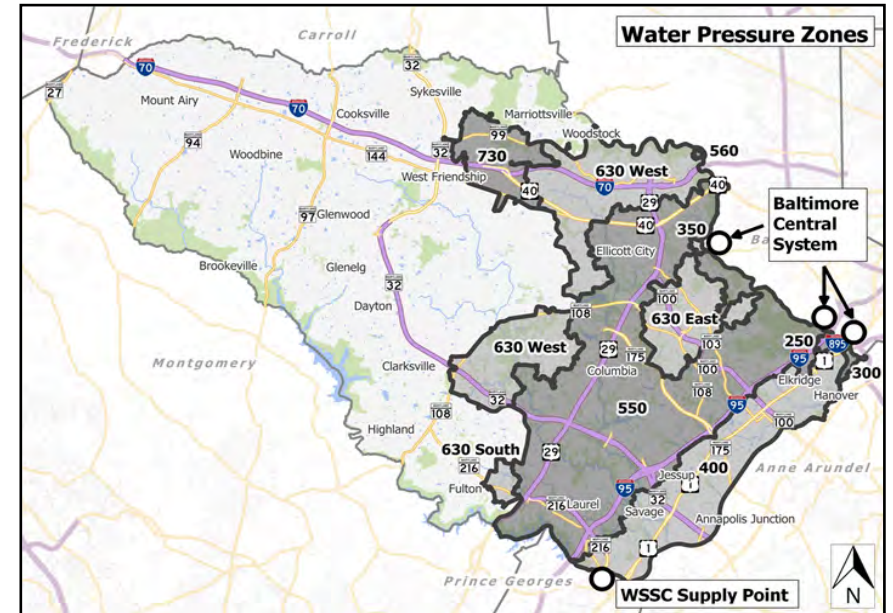
### Project Schedule

Ongoing program

### Operating Budget Impact

None

FY2023 Bonds - Annual Debt Service Payment	0
FY2023 Bonds - 20-Year Total Debt Service Payment	0
Total Project Bonds - Annual Debt Service Payment	0
Total Project Bonds - 20-Year Total Debt Service Payment	0



### Explanation of Changes

None.

# Fiscal 2023 Capital Budget

# WATER PROJECTS

## Project: W8601-FY2016 ACQUISITION CONTINGENCY FUND

(In Thousands)	Five Year Capital Program										Master Plan			
	Prior Appr.	FY2023 Budget	Appr. Total	Fiscal 2024	Fiscal 2025	Fiscal 2026	Fiscal 2027	Fiscal 2028	Sub Total	Fiscal 2029	Fiscal 2030	Fiscal 2031	Fiscal 2032	Total Project
PLANS & ENGINEERING	400	0	400	100	0	0	0	0	100	0	0	0	0	500
LAND ACQUISITION	595	0	595	100	0	0	0	0	100	0	0	0	0	695
ADMINISTRATION	15	0	15	5	0	0	0	0	5	0	0	0	0	20
<b>Total Expenditures</b>	<b>1,010</b>	<b>0</b>	<b>1,010</b>	<b>205</b>	<b>0</b>	<b>0</b>	<b>0</b>	<b>0</b>	<b>205</b>	<b>0</b>	<b>0</b>	<b>0</b>	<b>0</b>	<b>1,215</b>
UTILITY CASH	860	0	860	155	0	0	0	0	155	0	0	0	0	1,015
IN-AID of CONSTRUCT UTILITIES	150	0	150	50	0	0	0	0	50	0	0	0	0	200
<b>Total Funding</b>	<b>1,010</b>	<b>0</b>	<b>1,010</b>	<b>205</b>	<b>0</b>	<b>0</b>	<b>0</b>	<b>0</b>	<b>205</b>	<b>0</b>	<b>0</b>	<b>0</b>	<b>0</b>	<b>1,215</b>

**\$19,156 spent and encumbered through February 2022**

**\$19,156 spent and encumbered through February 2021**

### Project Status

Completed FY21 and prior: 1. Old Frederick Road Water Easement; 2. Hunting Lane Sewer Easement

Projects completed FY22: Old Frederick Road @ Sunnel Lane Sewer Easement.

FY 2022 Budget	1,010	0	<b>1,010</b>	205	0	0	0	0	<b>205</b>	0	0	0		<b>1,215</b>
Difference 2022 / 2023	0	0	<b>0</b>	0	0	0	0	0	<b>0</b>	0	0	0	0	<b>0</b>

None.



# Fiscal 2023 Capital Budget

# WATER PROJECTS

## Project: W8602-FY2016 SLEEVES RELOCATIONS AND APPURTENANCES

### Description

A project for funding design and construction of sewer and water lines in conjunction with Maryland State Highway Administration (SHA) and Howard County projects prior to construction. This funding will be used to relocate the existing sewer and water mains in the SHA's rights-of-way as a result of road construction, or construct lines prior to Capital Project initiation in the Howard County construction program. The project will also provide funding for the addition of valves and fire hydrants on the existing system, inspection testing, supplies, and equipment for the implementation of the existing system.

### Justification

These sleeves, mains, relocations, and appurtenances are required in conjunction with future Howard County and SHA projects. This early construction will reduce construction expenditures in the future.

### Remarks

1. W8602 replaced Capital Project W8248, FY2002 Sleeves Relocations & Appurtenances, to allow the capitalization of funds spent under W8248.
2. Budget request amended to meet revised estimates project schedule.

### Project Schedule

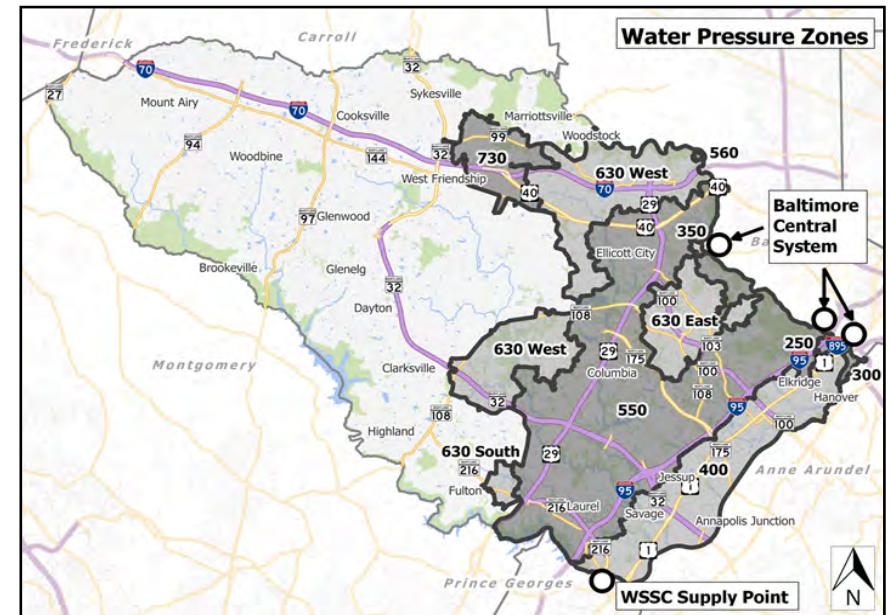
Ongoing program  
FY23

1. Patapsco Female Institute (N3959) Sewer Extension.
2. Nottingham (D1159) Water and Sewer Relocation; 3. Marriottsville and Route 40 Improvements (J4215) - Water Main Adjustments - Design; 4. Manors of Oakwood Stream Renovation (D1158) - Sewer Relocation - Design.

### Operating Budget Impact

None.

FY2023 Bonds - Annual Debt Service Payment	0
FY2023 Bonds - 20-Year Total Debt Service Payment	0
Total Project Bonds - Annual Debt Service Payment	507,759
Total Project Bonds - 20-Year Total Debt Service Payment	10,155,183



### Explanation of Changes

Budget request amended to meet revised estimated project schedule.



# Fiscal 2023 Capital Budget

# WATER PROJECTS

## Project: W8602-FY2016 SLEEVES RELOCATIONS AND APPURTENANCES

(In Thousands)	Five Year Capital Program									Master Plan				
	Prior Appr.	FY2023 Budget	Appr. Total	Fiscal 2024	Fiscal 2025	Fiscal 2026	Fiscal 2027	Fiscal 2028	Sub Total	Fiscal 2029	Fiscal 2030	Fiscal 2031	Fiscal 2032	Total Project
PLANS & ENGINEERING	2,250	0	2,250	0	500	0	750	0	1,250	0	0	0	0	3,500
CONSTRUCTION	5,000	0	5,000	0	500	0	1,000	0	1,500	0	0	0	0	6,500
ADMINISTRATION	50	0	50	0	50	0	50	0	100	0	0	0	0	150
<b>Total Expenditures</b>	<b>7,300</b>	<b>0</b>	<b>7,300</b>	<b>0</b>	<b>1,050</b>	<b>0</b>	<b>1,800</b>	<b>0</b>	<b>2,850</b>	<b>0</b>	<b>0</b>	<b>0</b>	<b>0</b>	<b>10,150</b>
UTILITY CASH	2,000	0	2,000	0	0	0	0	0	0	0	0	0	0	2,000
METRO DISTRICT BOND	4,800	0	4,800	0	550	0	1,300	0	1,850	0	0	0	0	6,650
IN-AID of CONSTRUCT UTILITIES	500	0	500	0	500	0	500	0	1,000	0	0	0	0	1,500
<b>Total Funding</b>	<b>7,300</b>	<b>0</b>	<b>7,300</b>	<b>0</b>	<b>1,050</b>	<b>0</b>	<b>1,800</b>	<b>0</b>	<b>2,850</b>	<b>0</b>	<b>0</b>	<b>0</b>	<b>0</b>	<b>10,150</b>

**\$3,081,345 spent and encumbered through February 2022**

**\$912,600 spent and encumbered through February 2021**

### Project Status

Completed FY21 and prior: 1. SHA Kit Kat Road Improvements; 2. New Cut Road WMR (DD1165).

Projects completed FY22: 1. Woodcrest Drive Sewer Relocation; 2. Carrigan Drive Sewer Replacement; 3. MD1'03 Expansion at Route 29 Water Main Relocation.

FY 2022 Budget	7,300	1,800	<b>9,100</b>	0	1,050	0	0	0	<b>1,050</b>	0	0	0		<b>10,150</b>
Difference 2022 / 2023	0	(1,800)	<b>(1,800)</b>	0	0	0	1,800	0	<b>1,800</b>	0	0	0	0	<b>0</b>

Budget request amended to meet revised estimated project schedule.

## Project: W8603-FY2020 WATER ASSET MANAGEMENT PROGRAM

### Description

A project [program] to coordinate and centralize water utility management efforts in order to extend the useful life of our existing water system assets. Work under this program encompasses program planning, engineering support and management; the maintenance and construction (planned and emergency) necessary and associated with water main and appurtenance maintenance and renewal; and other non-routine maintenance activities necessary to maintain existing and in-place water assets.

### Justification

The County's existing water infrastructure is aging. Increased levels of renewal and maintenance are necessary to extend and maintain the useful life of our water assets or restore degrading functionality. This project [program] is the water equivalent to the sewer asset management program.

### Remarks

1. Project brought before the Public Works Board on January 08, 2019.
2. W8603 will consolidate and replace capital projects W8206, W8245, W8267, W8289, W8291, W8313, W8329 and W8600.
3. Asset management activities to be performed include (a) Metallic pipeline corrosion remediation, (b) Right-of-way restoration (approx. 350 incidents per year) due to utility repairs, (c) Water valve exercising (approx. 4,000 per year) and maintenance, (d) Water meter battery replacement, (e) Elevated water tank cleaning, repair and recoating, (f) Fire hydrant inspection and maintenance program, (g) PCCP condition assessment and failure mitigation, (h) Systemic additions and improvements.
4. Request represents the advancement of funds in the capital program and Engineering's latest construction cost estimate.

### Project Schedule

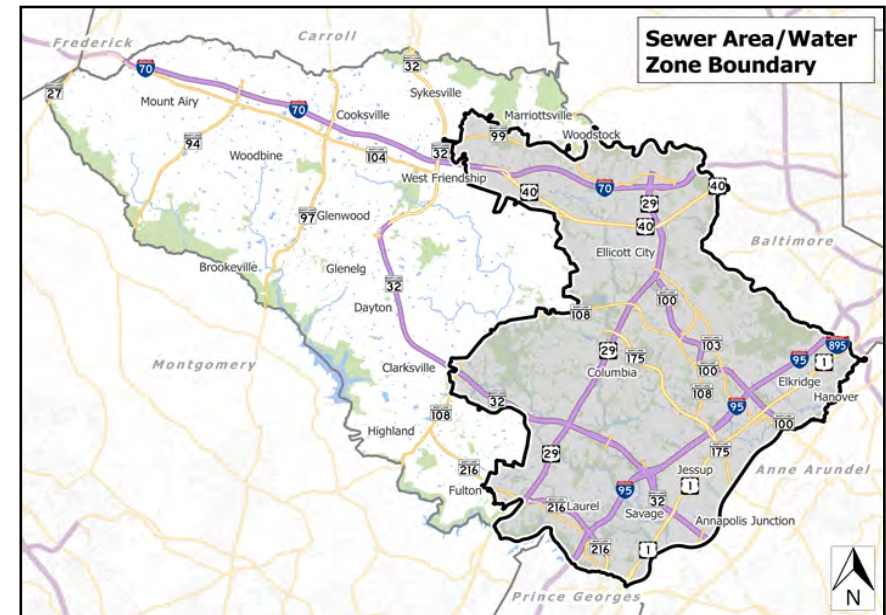
On-going program.

FY23-FY32 - Performance of programmed water asset management, maintenance, renewal or augmentation.

### Operating Budget Impact

This program will reduce operating cost, reduce the number of unscheduled and therefore emergency repairs.

FY2023 Bonds - Annual Debt Service Payment	664,286
FY2023 Bonds - 20-Year Total Debt Service Payment	13,285,728
Total Project Bonds - Annual Debt Service Payment	5,344,833
Total Project Bonds - 20-Year Total Debt Service Payment	106,896,659



### Explanation of Changes

Prior budget request amended to meet revised estimated program cost and schedule.

# Fiscal 2023 Capital Budget

# WATER PROJECTS

## Project: W8603-FY2020 WATER ASSET MANAGEMENT PROGRAM

(In Thousands)	Five Year Capital Program									Master Plan				
	Prior Appr.	FY2023 Budget	Appr. Total	Fiscal 2024	Fiscal 2025	Fiscal 2026	Fiscal 2027	Fiscal 2028	Sub Total	Fiscal 2029	Fiscal 2030	Fiscal 2031	Fiscal 2032	Total Project
PLANS & ENGINEERING	2,070	1,000	3,070	1,000	1,000	900	900	900	4,700	900	900	1,000	0	10,570
CONSTRUCTION	14,350	12,925	27,275	12,550	12,550	12,250	12,250	6,870	56,470	6,870	6,245	6,245	0	103,105
ADMINISTRATION	415	200	615	115	115	100	100	100	530	100	100	100	0	1,445
EQUIPMENT & FURNISHINGS	6,120	3,120	9,240	0	0	0	0	0	0	0	0	0	0	9,240
<b>Total Expenditures</b>	<b>22,955</b>	<b>17,245</b>	<b>40,200</b>	<b>13,665</b>	<b>13,665</b>	<b>13,250</b>	<b>13,250</b>	<b>7,870</b>	<b>61,700</b>	<b>7,870</b>	<b>7,245</b>	<b>7,345</b>	<b>0</b>	<b>124,360</b>
UTILITY CASH	10,502	4,062	14,564	3,572	3,572	2,127	2,127	2,127	13,525	2,127	2,200	2,250	0	34,666
METRO DISTRICT BOND	8,500	8,700	17,200	8,700	8,700	9,730	9,730	4,350	41,210	4,350	3,645	3,595	0	70,000
IN-AID of CONSTRUCT UTILITIES	3,953	4,483	8,436	1,393	1,393	1,393	1,393	1,393	6,965	1,393	1,400	1,500	0	19,694
<b>Total Funding</b>	<b>22,955</b>	<b>17,245</b>	<b>40,200</b>	<b>13,665</b>	<b>13,665</b>	<b>13,250</b>	<b>13,250</b>	<b>7,870</b>	<b>61,700</b>	<b>7,870</b>	<b>7,245</b>	<b>7,345</b>	<b>0</b>	<b>124,360</b>

**\$15,334,969 spent and encumbered through February 2022**

**\$3,530,729 spent and encumbered through February 2021**

### Project Status

Projects completed FY21 and prior: 1. Initial Asset Management Plan; 2. Inspection and repair performed on 36-inch SWTM; 3. US Route 29 16-inch interconnection repaired.

Projects completed FY22: Various corrosion studies performed; water valve maintenance and exercising performed; water meter and water meter battery replacement; right-of-way patching and clearing from water main breaks; various elevated water storage tank inspections; 30 fire hydrant replacements performed.

FY 2022 Budget	22,955	14,245	<b>37,200</b>	10,665	10,665	10,250	10,250	7,870	<b>49,700</b>	7,870	7,245	7,345		<b>109,360</b>
Difference 2022 / 2023	0	3,000	<b>3,000</b>	3,000	3,000	3,000	3,000	0	<b>12,000</b>	0	0	0	0	<b>15,000</b>

Prior estimate of total program cost changed to reflect anticipated cost for construction throughout program schedule.

## Project: W8698-ROUTINE WATER EXTENSION PROGRAM

### Description

A project to design and construct routine water main extensions in the Metropolitan District requested by landowners.

1. To serve parcels with existing dwellings or an existing dwelling in recorded residential subdivisions where water mains have not been constructed.
2. To serve existing dwellings or businesses on failing private systems as identified by the County Health Department.
3. The routine extensions must also meet the following criteria:
  - a. A written request has been made by a property owner who is without a water main fronting their property.
  - b. Property to be served must abut a County or State road.
  - c. The extension is less than 1,000 feet.
  - d. The extension must be a continuation of a water main currently in service in the same pressure zone.
  - e. Acquisition of utility easements are not required.
  - f. Capacity is available per section 18.122B of the County Code.
  - g. The extension is supported by at least 50% of the abutting property owners.

### Justification

This project will provide service in a shorter timeframe for small extensions.

### Remarks

1. See Capital Project S6698 for Routine Sewer Extensions.
2. Request represents advancement of funds in the capital program.

### Project Schedule

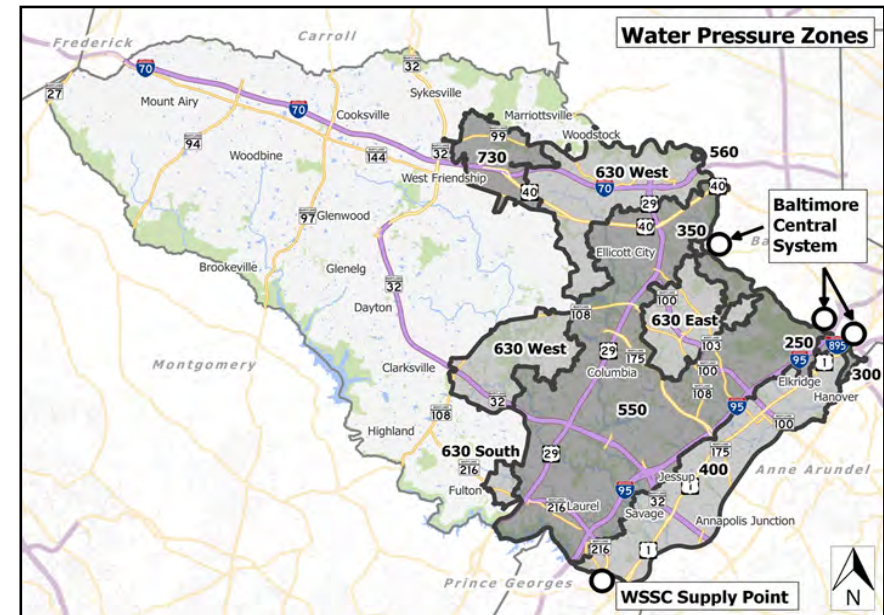
Ongoing program

Program eligible Metropolitan District water extension request.

### Operating Budget Impact

\$1.50 per foot per year represents the estimated cost of maintenance of water mains (small diameter), valves and easement over the utility.

FY2023 Bonds - Annual Debt Service Payment	47,722
FY2023 Bonds - 20-Year Total Debt Service Payment	954,434
Total Project Bonds - Annual Debt Service Payment	751,331
Total Project Bonds - 20-Year Total Debt Service Payment	15,026,616



### Explanation of Changes

None.

# Fiscal 2023 Capital Budget

# WATER PROJECTS

## Project: W8698-ROUTINE WATER EXTENSION PROGRAM

(In Thousands)	Five Year Capital Program									Master Plan				
	Prior Appr.	FY2023 Budget	Appr. Total	Fiscal 2024	Fiscal 2025	Fiscal 2026	Fiscal 2027	Fiscal 2028	Sub Total	Fiscal 2029	Fiscal 2030	Fiscal 2031	Fiscal 2032	Total Project
PLANS & ENGINEERING	767	100	867	100	100	100	100	100	500	100	100	100	0	1,667
LAND ACQUISITION	0	0	0	0	0	0	0	0	0	0	0	0	0	0
CONSTRUCTION	3,409	500	3,909	500	500	500	500	500	2,500	500	500	500	0	7,909
ADMINISTRATION	99	25	124	25	25	10	10	10	80	10	25	25	0	264
<b>Total Expenditures</b>	<b>4,275</b>	<b>625</b>	<b>4,900</b>	<b>625</b>	<b>625</b>	<b>610</b>	<b>610</b>	<b>610</b>	<b>3,080</b>	<b>610</b>	<b>625</b>	<b>625</b>	<b>0</b>	<b>9,840</b>
METRO DISTRICT BOND	4,275	625	4,900	625	625	610	610	610	3,080	610	625	625	0	9,840
<b>Total Funding</b>	<b>4,275</b>	<b>625</b>	<b>4,900</b>	<b>625</b>	<b>625</b>	<b>610</b>	<b>610</b>	<b>610</b>	<b>3,080</b>	<b>610</b>	<b>625</b>	<b>625</b>	<b>0</b>	<b>9,840</b>

**\$2,830,629 spent and encumbered through February 2022**

**\$2,571,684 spent and encumbered through February 2021**

### Project Status

Projects completed FY21 and prior: 1. Meadowridge Water Main Extension; 2. O'Connor Lane Water Main Extension; 3. Trotter Road Water Main Extension; 4. Howes Lane Water Main Extension; 5. Rodona Drive Water and Sewer Extension; 6. Landing Road Water Main Extension; 7. Hill Street Water Main Extension; 8. US40 Water Main Extension; 9. Mission Road Water Main Extension; 10. Talbots Landing Water and Sewer Extension; 11. Trotter Road Water and Sewer Extension  
 Projects completed FY22: Woodleigh Drive Water Main Extension.

FY 2022 Budget	4,275	625	<b>4,900</b>	625	625	610	610	610	<b>3,080</b>	610	625	625		<b>9,840</b>
Difference 2022 / 2023	0	0	<b>0</b>	0	0	0	0	0	<b>0</b>	0	0	0	0	<b>0</b>

None.